



August 2002

MULTI-PURPOSE TRACTOR 4200 AND 6200

Illustrated Parts Catalogue

COPYRIGHT

The copyright in this document is vested in Multidrive Ltd and the document is issued in confidence for the purpose only for which it is supplied. It must not be used for tendering or manufacturing purposes except under an agreement with Multidrive Ltd, and then only on the condition that this notice is included in any such reproduction.

MULTIDRIVE LIMITED

Thirsk Industrial Park, York Road, Thirsk, North Yorkshire. YO7 3BX United Kingdom.
Telephone: +44(0) 1845 521500. Facsimile: +44(0) 1854 521505.
Email: info@multidrive.co.uk Website: www.multidrive.co.uk



AMENDMENT RECORD

Amdt No.	Incorporated By (signature)	Date
1		
2		
3		
4		
5		
6		
7		
8		
9		
10		
11		
12		
13		
14		
15		
16		
17		
18		
19		
20		
21		
22		
23		
24		
25		
26		
27		
28		
29		
30		
31		

Amdt No.	Incorporated By (signature)	Date
32		
33		
34		
35		
36		
37		
38		
39		
40		
41		
42		
43		
44		
45		
46		
47		
48		
49		
50		
51		
52		
53		
54		
55		
56		
57		
58		
59		
60		
61		
62		



CONTENTS

PRELIMINARY MATERIAL

	Page
Front Cover (title page)	(i)/(ii)
Conditions of Release	(i)/(ii)
Amendment Record	(iii)/(iv)
Contents (this list)	(v)
Preface	(vi)
List of Abbreviations	(vii)/(viii)

ILLUSTRATED PARTS LIST INFORMATION

Section

- 1 Engine
- 2 Cooling, Heating and Air Conditioning
- 3 Clutch
- 4 Transmission
- 5 Fuel, Air and Exhaust Systems
- 6 Axles 279/283
- 7 Axles 212/138
- 8 Controls
- 9 Brakes
- 10 Hydraulics
- 11 Pneumatics
- 12 Chassis
- 13 Suspension
- 14 Cab and Body
- 15 Electrical

INDEX OF MANUFACTURERS' PART/DRAWING NUMBERS TO SECTION, FIG AND ITEM NUMBERS



PREFACE

INTRODUCTION

1 This Illustrated Parts Catalogue (IPC) is designed as an aid to the identification of component parts or assemblies of the equipment, and to provide information necessary for demanding spares.

2 This IPC may list some or all of the parts comprising the equipment concerned, but only those parts assigned a Manufactures Part Number, Service Catalogue or Reference Number will normally be available as spares. Should there be a requirement for an item not assigned a number, demands may be submitted quoting the Code Number of the publication, Item Number, Figure Reference and Item Name Where a manufacturer's reference is known, this should also be quoted.

QUANTITY

3 The figure in the "Qty" column specifies the quantity for the unit (of assembly, sub-assembly etc.) it does not indicate the quantity to be demanded.

DEMANDS

4 When demanding Spare Parts the following particulars must be quoted:

- 4.1 Item Name.
- 4.2 Manufacturer's Part Number.
- 4.2 Names of Equipment for which the part is required.

Note.

Alternatives quoted apply only to the equipment covered by this IPC.

ANNOTATIONS

5 The following notations are used in this publication:

- (1) A/R – As Required.
- (2) NI – When appearing in the 'FIG ITEM' column indicates that the item is Not Illustrated.
- (3) N/A – Not Available.

ABBREVIATIONS

6 Abbreviations, and Symbols used in this IPC have been approved and are listed separately.

AMENDMENTS

7 Amendments to the catalogue will be published as and when necessary. They will be numbered consecutively, and the Amendment Record Sheet is to be completed for each Amendment List issued.

8 New or amended material will be highlighted by sidelining to show the extent of the amendment.

PUBLICATION INFORMATION

9 Any communication about this catalogue should be made to the address on the cover.

10 Multidrive Limited, reserve the right to make such alterations as they consider necessary in the light of experience. For this reason the particulars specified in this publication may not conform in every detail with current production of the equipment detailed in this publication.



LIST OF ABBREVIATIONS

ABBREVIATIONS

The following abbreviations are listed and included at the discretion of the publication authority:

A/F	Across Flats
Al	Aluminium
BA	British Association
Be Cu	Beryllium Copper
Cd	Cadmium
cont	Continued
cres	Corrosion Resistant Steel
csk	Countersunk
dia	Diameter
fil	Fillister
h	High
hd	Head
id	Inside Diameter
in	Inch
int	Internal
lg	Long
mag	Magnetic
Mm	Millimetre
Ni	Nickel
No.	Number
o/a	Overall
od	Outside Diameter
Phos B	Phosphor Bronze
rd	Round
scr	Screwed
SWG	Standard Wire Gauge
thd	Thread
thk	Thick
TPI	Thread Per Inch
w	Width
Whit	Whitworth



**INDEX OF MANUFACTURERS' PART/DRAWING NUMBERS
TO
SECTION, FIG AND ITEM NUMBERS**



Manufacturers Part/Drawing Numbers	Section	Fig and Item No.	Manufacturers Part/Drawing Numbers	Section	Fig and Item No.
010300	2	2.1-10	042903	4	4.22-NI 3A
010410	10	10.5-13	042904	4	4.22-2
010410	10	10.6-11	042905	4	4.22-NI 1A
010410	5	5.1-11	043150	4	4.21-1
020700	14	14.6-4	043160	12	12.4-4
020700	14	14.7-5	043802	12	12.4-7
020700	14	14.8-5	044000	3	3.1-1
020805	15	15.6-8	044001	3	3.1-7
020850	5	5.1-13	044100	3	3.1-24
020850	5	5.2-14	045526	10	10.1-3
040098	2	2.3-25	045526	10	10.7-NI 2A
040099	2	2.3-26	045528	10	10.7-2
040105	5	5.3-3	046610	10	10.8-11
040105	5	5.4-3	046630	10	10.8-7
040114	2	2.1-20	050250	10	10.1-18
040115	2	2.1-22	051770	12	12.5-4
040123	5	5.3-1	060124	14	14.2-9
040123	5	5.4-1	060124	14	14.2-11
040144	2	2.2-1	060124	14	14.2-13
040156	14	14.7-14	060124	14	14.2-17
040156	14	14.8-14	060124	14	14.2-21
040170	1	1.1-1	060330	2	2.3-35
040173	2	2.2-2	060341	2	2.3-62
040175	1	1.1-3	060406	8	8.2-20
040185	15	15.1-NI 16	060411	8	8.10-4
040190	5	5.3-14	060412	8	8.10-5
040190	5	5.4-14	060501	14	14.3-2
040195	14	14.3-NI 8	060502	14	14.3-4
040195	2	2.3-12	060506	14	14.3-6
040205	1	1.1-2	060525	14	14.7-22
040211	14	14.4-9	060525	14	14.8-22
040211	14	14.5-18	060541	14	14.7-24
040230	1	1.1-4	060541	14	14.8-24
040330	5	5.5-19	060702	8	8.7-NI 2
040332	5	5.5-9	060706	8	8.1-12
040452	10	10.4-9	060707	14	14.5-12
040606	11	11.2-21	060724	14	14.5-1
041002	13	13.3-3	060725	14	14.4-1
041004	13	13.3-2	060726	14	14.5-10
041101	13	13.1-15	060801	8	8.7-10
042100	3	3.1-25	060802	8	8.7-17
042405	3	3.1-NI 9	060803	8	8.7-16
042415	3	3.1-10	060804	8	8.7-NI 21
042451	3	3.1-NI 12	060805	8	8.7-22
042452	3	3.1-19	060808	8	8.7-12
042453	3	3.1-5	060817	5	5.5-6
042455	3	3.1-18	060817	5	5.6-12
042459	3	3.1-NI 20	060819	5	5.5-7
042460	3	3.1-21	060819	5	5.6-13
042461	3	3.1-22	060822	15	15.3-NI 7B
042463	3	3.1-14	060822	15	15.3-NI 7B
042464	3	3.1-NI 17	060824	14	14.1-23
042706	8	8.4-2	060828	15	15.3-NI 7C



Manufacturers Part/Drawing Numbers	Section	Fig and Item No.	Manufacturers Part/Drawing Numbers	Section	Fig and Item No.
061250	14	14.1-25	070222	14	14.5-7
061250	14	14.7-NI 12	070223	14	14.4-4
061250	14	14.8-NI 12	070225	14	14.5-5
061260	2	2.1-16	071710	14	14.2-22
061320	14	14.1-4	071750	2	2.3-NI 53
061320	14	14.1-NI 4A	071801	14	14.5-13
061320	14	14.4-3	071802	8	8.7-23
061320	14	14.5-3	071804	14	14.8-21
061401	15	15.7-3	080200	8	8.7-24
061403	15	15.7-2	080317	8	8.1-2
061404	15	15.7-1	080317	8	8.2-16
061502	2	2.3-NI 28	080324	8	8.1-17
061511	2	2.3-NI 13	080324	8	8.2-9
061516	2	2.3-NI 31	080362	8	8.1-24
061517	2	2.3-NI 30	080386	4	4.21-7
061518	2	2.3-21	080910	14	14.2-4
061520	2	2.3-22	081005	14	14.2-18
061522	2	2.3-20	081006	14	14.2-20
061523	2	2.3-19	081025	14	14.2-16
061526	2	2.3-15	081041	14	14.2-10
061600	14	14.2-1	081051	14	14.2-8
061600	8	8.7-11	081210	14	14.2-5
062009	15	15.1-2	081260	14	14.2-7
062009	15	15.4-7	081302	14	14.6-1A
062010	15	15.1-1	081303	14	14.6-NI 1B
062010	15	15.4-8	081304	14	14.6-5
062011	15	15.3-8	111503	10	10.6-2
062011	8	8.7-25	111551	10	10.5-4
062021	15	15.4-3	120131	8	8.8-6
062022	15	15.4-5	120310	8	8.8-21
062023	15	15.3-3	130601	10	10.7-18
062024	15	15.5-9	130920	12	12.4-1
062032	14	14.3-5	130930	12	12.4-NI 1A
062036	15	15.5-1	132600	8	8.10-NI 12
062036	15	15.8-16	140105	14	14.10-11
062040	15	15.4-6	140502	8	8.6-12
062063	15	15.5-5	140700	10	10.16-1
062069	14	14.2-6	140912	10	10.10-9
062071	15	15.4-2	140950	10	10.16-7
062074	15	15.4-10	141000	10	10.16-2
062075	15	15.4-9	14208	12	12.1-NI 22
063019	15	15.3-NI 3A	142408	10	10.14-2
063100	2	2.3-NI 5	14344	4	4.12-36
063101	14	14.1-NI 26	14345	4	4.12-37
063225	8	8.1-21	150101	14	14.1-12
063225	8	8.2-13	150201	14	14.1-11
063236	8	8.8-20	150202	14	14.1-13
063410	15	15.8-7	150301	14	14.5-2
063410	8	8.8-23	150362	15	15.3-NI 7D
0701804	14	14.7-21	150401	14	14.1-14
070220	14	14.4-7	150501	14	14.1-15
070221	14	14.4-8	150502	14	14.1-10
070222	14	14.4-5	150601	14	14.4-2



Manufacturers Part/Drawing Numbers	Section	Fig and Item No.	Manufacturers Part/Drawing Numbers	Section	Fig and Item No.
160111	14	14.1-33	2020	4	4.15-3
160120	14	14.1-31	2030	4	4.15-4
160121	14	14.1-NI 31A	20815	4	4.1-12
171401	8	8.2-5	20815	4	4.11-46
171401	8	8.9-7	220503	2	2.1-14
171501	8	8.2-17	220504	2	2.1-15
171610	8	8.1-16	220506	2	2.1-17
171672	8	8.1-4	2300-0917-0010	4	4.18-1
171674	8	8.1-11	2300--0917-0010-0020	4	4.18-2
172210	12	12.1-NI 14	2300-0917-0010-0030	4	4.18-3
172400	2	2.3-NI 37	2300-0917-0010-0040	4	4.18-4
172501	8	8.1-18	2300-0917-0010-0040-0020	4	4.18-5
172501	8	8.2-10	2300-0917-0010-0040-0030	4	4.18-6
172603	8	8.4-1	2300-0917-0010-0070	4	4.18-7
174801	14	14.7-15	2300-0917-0060	4	4.18-8
174801	14	14.8-15	2600	4	4.15-5
180350	10	10.5-7	2605	4	4.15-6
180900	10	10.5-8	2610	4	4.15-7
180900	5	5.1-6	2615	4	4.15-8
190308	10	10.1-1	2620	4	4.15-9
190308	10	10.6-1	2625	4	4.15-10
190310	10	10.5-24	2772047	4	4.1-14
190310	10	10.6-16	2772047	4	4.2-8
190340	10	10.5-12	320201	15	15.1-17
190340	10	10.6-10	320316	15	15.3-NI 7A
190340	5	5.1-10	320517	15	15.3-NI 11
190340	5	5.2-12	320910	8	8.8-3
190345	10	10.5-11	321650	15	15.2-3
190345	10	10.6-9	321800	15	15.2-5
190345	5	5.2-11	322100	5	5.1-12
190358	10	10.1-1	322100	5	5.2-13
190358	10	10.5-1	332121	5	5.1-14
190405	5	5.2-1	332121	5	5.2-15
190410	5	5.1-21	332122	5	5.1-15
190410	5	5.2-4	332122	5	5.2-16
190450	5	5.1-1	333007	8	8.1-22
190451	5	5.1-24	334000	5	5.1-27
190451	5	5.2-20	334000	5	5.2-23
190710	8	8.9-1	334001	5	5.1-26
190810	8	8.2-1	334001	5	5.2-22
190960	10	10.1-13	340104	8	8.6-14
190960	10	10.14-1	340104	8	8.12-15
191710	10	10.9-NI 9	340105	8	8.4-10
194001	14	14.2-2	340105	8	8.10-16
19668	4	4.13-49	340111	8	8.12-14
2000-0801	4	4.15-1	340145	8	8.10-15
2000-0803	4	4.15-2	340204	8	8.11-3
200500	14	14.1-5	340207	8	8.11-2
200510	14	14.3-1	340210	8	8.12-10
2005144	4	4.1-13	340210	8	8.12-11
2005144	4	4.2-7	340210	8	8.11-4
2005144	4	4.11-40	340408	8	8.11-4
200520	14	14.1-6	340503	8	8.11-1



Manufacturers Part/Drawing Numbers	Section	Fig and Item No.	Manufacturers Part/Drawing Numbers	Section	Fig and Item No.
340510	8	8.11-8	8871379	4	4.17-13
340600	8	8.4-11	8871395	4	4.7-21
340600	8	8.10-17	8871395	4	4.17-8
340605	8	8.10-18	88715002	4	4.7-28
343000	8	8.10-1	8871569	4	4.5-7
350201	10	10.1-20	8871639	4	4.13-8
350201	10	10.19-1	8871639	4	4.13-23
350603	10	10.1-9	8871992	4	4.12-31
350603	10	10.9-1	8872013	4	4.4-43
350610	8	8.7-1	8872042	4	4.16-12
350703	10	10.5-14	8872173	4	4.5-9
350703	10	10.6-12	8872205	4	4.14-7
350753	10	10.5-15	8872210	4	4.5-3
350753	10	10.6-24	8872217	4	4.4-28
360500	14	14.1-8	8872327	4	4.16-8
360630	14	14.2-NI 26	8872328	4	4.16-7
360640	14	14.2-NI 27	8872445	4	4.1-4
46243	13	13.1-NI 26	8872445	4	4.2-2
7992	4	4.12-30	8872445	4	4.11-3
8870259	4	4.1-24	8872445	4	4.11-13
8870259	4	4.7-14	8872479	4	4.5-12
8870259	4	4.11-25	8872484	4	4.14-3A
8870259	4	4.17-19	8872485	4	4.14-3B
8870278	4	4.1-5	8872486	4	4.14-3A
8870278	4	4.2-3	8872487	4	4.14-3B
8870278	4	4.11-14	8872488	4	4.14-3A
8870343	4	4.5-10	8872489	4	4.14-3B
8870352	4	4.4-8	8872579	4	4.14-6
8870352	4	4.4-23	8872580	4	4.14-6
8870352	4	4.4-34	8872581	4	4.13-17
8870352	4	4.12-20	8872582	4	4.13-12
8870352	4	4.13-9	8872585	4	4.13-41
8870352	4	4.13-24	8872588	4	4.13-19
8870352	4	4.13-37	8872589	4	4.13-3
8870415	4	4.13-36	8872590	4	4.13-16
8870444	4	4.4-10	8872600	4	4.3-7
8870444	4	4.4-25	8872626	4	4.12-12
8870444	4	4.4-36	8872643	4	4.17-5
8870444	4	4.12-22	8872644	4	4.17-NI 5A
8870444	4	4.13-11	8872677	4	4.14-7
8870444	4	4.13-26	8872680	4	4.12-26
8870444	4	4.13-39	8872694	4	4.13-46
8870572	4	4.4-48	8872737	4	4.12-11
8870587	4	4.17-18	8872917	4	4.11-49
8870590	4	4.1-25	8872917	4	4.16-13
8870590	4	4.7-15	8873041	4	4.12-15
8870590	4	4.11-26	8873562	4	4.4-47
8870590	4	4.17-20	8873631	4	4.4-16
8870808	4	4.12-6	8873636	4	4.4-11
8870848	4	4.12-9	8873654	4	4.1-22
8871098	4	4.7-13	8873654	4	4.11-23
8871368	4	4.17-17	8873691	4	4.6-10
8871375	4	4.17-29	8873691	4	4.16-10



Manufacturers Part/Drawing Numbers	Section	Fig and Item No.	Manufacturers Part/Drawing Numbers	Section	Fig and Item No.
8873734	4	4.7-10	8875376	4	4.13-32
8873734	4	4.17-14	8875377	4	4.13-6
8873748	4	4.13-48	8875377	4	4.13-21
8873894	4	4.13-29	8875385	4	4.4-46
8873895	4	4.13-2	8875415	4	4.7-12
8873917	4	4.12-44	8875430	4	4.12-39
8873918	4	4.12-51	8875494	4	4.16-5
8873931	4	4.1-7	8875495	4	4.16-4
8873957	4	4.16-11	8875496	4	4.16-3
8873963	4	4.17-9	8875500	4	4.6-6
8874026	4	4.2-18	8875501	4	4.6-5
8874026	4	4.11-19	8875502	4	4.6-4
8874037	4	4.12-18	8875503	4	4.6-3
8874143	4	4.11-1A	8875554	4	4.13-20
8874144	4	4.11-1C	8875571	4	4.13-5
8874367	4	4.12-1	8875646	4	4.12-7
8874446	4	4.17-10	8875827	4	4.16-9
8874447	4	4.17-7	8875879	4	4.5-5
8874473	4	4.1-11	8875879	4	4.14-9
8874473	4	4.2-6	8875881	4	4.12-14
8874494	4	4.2-5	8875988	4	4.1-1
8874560	4	4.12-29A	8876041	4	4.7-9
8874561	4	4.12-29B	8876105	4	4.13-33
8874699	4	4.1-8	8876166	4	4.13-35
8874736	4	4.17-1	8876394	4	4.6-7
8874741	4	4.7-1	8876395	4	4.6-8
8874742	4	4.17-NI 1A	8876396	4	4.4-2
8874744	4	4.17-NI 1B	8876416	4	4.2-19
8874755	4	4.6-1	8876566	4	4.7-6
8874757	4	4.16-6	8876602	4	4.4-41
8874762	4	4.7-4	8876603	4	4.4-38
8874835	4	4.6-9	8876605	4	4.4-1
8874897	4	4.1-23	8876781	4	4.2-1
8874923	4	4.12-19	8876871	4	4.1-17
8874964	4	4.11-20	8876871	4	4.2-11
8875027	4	4.13-44	8877313	4	4.4-7
8875077	4	4.14-5	8877314	4	4.4-22
8875127	4	4.4-20	8877315	4	4.4-29
8875128	4	4.4-5	8877315	4	4.4-39
8875128	4	4.13-31	8877316	4	4.4-3
8875129	4	4.4-31	8877316	4	4.4-12
8875135	4	4.13-7	8877317	4	4.3-2
8875135	4	4.13-22	8877317	4	4.4-17
8875178	4	4.4-14	8877430	4	4.1-2
8875179	4	4.12-35	8877431	4	4.1-10
8875183	4	4.12-16	8877440	4	4.4-33
8875196	4	4.13-14	8877658	4	4.7-20
8875267	4	4.11-8	8877692	4	4.3-5A
8875293	4	4.12-3	8877693	4	4.3-5B
8875304	4	4.11-1B	8877694	4	4.3-5A
8875373	4	4.4-32	8877695	4	4.3-5B
8875374	4	4.4-6	8877696	4	4.3-5A
8875375	4	4.4-21	8877697	4	4.3-5B



Manufacturers Part/Drawing Numbers	Section	Fig and Item No.	Manufacturers Part/Drawing Numbers	Section	Fig and Item No.
8877698	4	4.3-5A	CH460017	4	4.8-5
8877699	4	4.3-5B	CH460017	4	4.9-5
8877700	4	4.3-5A	CH460018	4	4.8-13
8880133	4	4.3-1	CH460019	4	4.9-59
CH450004	6	6.3-30	CH460020	4	4.9-14
CH450005	6	6.2-44	CH460022	4	4.9-11
CH450010	6	6.1-5	CH460023	4	4.9-33
CH450021	6	6.3-18	CH460024	4	4.9-32
CH450024	6	6.1-6	CH460025	4	4.8-1
CH450058	6	6.2-4	CH460025	4	4.9-1
CH450060	6	6.2-7	CH460026	4	4.8-17
CH450067	6	6.4-12	CH460027	4	4.9-16
CH450068	6	6.4-6	CH460028	4	4.9-17
CH450069	6	6.4-5	CH460029	4	4.9-18
CH450073	6	6.3-15	CH460030	4	4.9-19
CH450082	6	6.3-26	CH460031	4	4.9-21
CH450083	6	6.3-27	CH460032	4	4.8-3
CH450099	6	6.2-5	CH460032	4	4.9-3
CH450106	6	6.3-35	CH460033	4	4.8-2
CH450119	6	6.2-18	CH460033	4	4.9-2
CH450120	6	6.2-12	CH460034	4	4.8-4
CH450128	6	6.2-41	CH460035	4	4.8-6
CH450129	6	6.2-30	CH460036	4	4.8-7
CH450130	6	6.2-31	CH460036	4	4.10-12
CH450131	6	6.2-32	CH460037	4	4.8-8
CH450132	6	6.2-33	CH460038	4	4.8-9
CH450133	6	6.2-34	CH460039	4	4.8-10
CH450134	6	6.2-35	CH460040	4	4.8-11
CH450135	6	6.2-37	CH460041	4	4.8-12
CH450136	6	6.2-42	CH460042	4	4.8-14
CH450137	6	6.2-39	CH460043	4	4.8-15
CH450140	6	6.1-7	CH460044	4	4.8-16
CH450142	6	6.1-2	CH460045	4	4.8-18
CH450149	6	6.3-17	CH460045	4	4.8-21
CH450177	6	6.3-18A	CH460046	4	4.8-19
CH450178	6	6.3-15A	CH460047	4	4.8-20
CH460001	4	4.9-12	CH460048	4	4.8-22
CH460003	4	4.9-15	CH460048	4	4.9-22
CH460003	6	6.1-9	CH460049	4	4.8-23
CH460004	4	4.9-6	CH460049	4	4.9-23
CH460004	6	6.1-4	CH460050	4	4.8-24
CH460005	4	4.9-42	CH460051	4	4.8-25
CH460006	4	4.9-48	CH460052	4	4.8-26
CH460007	4	4.9-52	CH460053	4	4.8-27
CH460008	4	4.9-45	CH460054	4	4.8-28
CH460009	4	4.9-43	CH460055	4	4.9-29
CH460010	4	4.9-41	CH460056	4	4.8-29
CH460011	4	4.9-40	CH460057	4	4.8-30
CH460012	4	4.9-39	CH460057	4	4.9-31
CH460013	4	4.9-38	CH460058	4	4.8-31
CH460014	4	4.9-37	CH460059	4	4.8-32A
CH460015	4	4.9-36	CH460059	4	4.9-34A
CH460016	4	4.9-35	CH460060	4	4.8-32B



Manufacturers Part/Drawing Numbers	Section	Fig and Item No.	Manufacturers Part/Drawing Numbers	Section	Fig and Item No.
CH460060	4	4.9-34B	CH480010	6	6.2-1A
CH460061	4	4.8-32C	CH480011	6	6.2-1B
CH460061	4	4.9-34C	CH480012	6	6.2-3A
CH460062	4	4.9-7	CH480013	6	6.2-3B
CH460063	4	4.9-8	CH480014	6	6.2-3A
CH460064	4	4.9-9	CH480015	6	6.2-3B
CH460065	4	4.9-10	CH480016	6	6.2-3A
CH460066	4	4.9-20	CH480017	6	6.2-3B
CH460066	4	4.10-13	CH480018	6	6.2-6
CH460067	4	4.9-24	CH480019	6	6.2-8
CH460068	4	4.9-25	CH480020	6	6.2-9
CH460069	4	4.9-26	CH480021	6	6.2-10
CH460070	4	4.9-27	CH480022	6	6.2-11
CH460071	4	4.9-28	CH480023	6	6.2-13
CH460072	4	4.9-30A	CH480024	6	6.2-14
CH460073	4	4.9-30B	CH480025	6	6.2-15
CH460074	4	4.9-30C	CH480026	6	6.2-16
CH460075	4	4.9-44	CH480027	6	6.2-17
CH460076	4	4.9-46	CH480028	6	6.2-19
CH460077	4	4.9-47	CH480029	6	6.2-20
CH460078	4	4.9-49	CH480030	6	6.2-21
CH460079	4	4.9-50	CH480031	6	6.2-22
CH460079	4	4.10-4	CH480032	6	6.2-23
CH460080	4	4.9-51	CH480033	6	6.2-24
CH460081	4	4.9-53A	CH480034	6	6.2-25
CH460082	4	4.9-53B	CH480035	6	6.2-26
CH460083	4	4.9-53C	CH480036	6	6.2-27
CH460084	4	4.9-54	CH480037	6	6.2-28
CH460085	4	4.9-55	CH480038	6	6.2-29
CH460086	4	4.9-56	CH480039	6	6.2-36
CH460087	4	4.9-57	CH480040	6	6.2-38
CH460088	4	4.9-58	CH480041	6	6.2-40
CH460089	4	4.9-60	CH480042	6	6.2-43
CH460090	4	4.10-6	CH480043	6	6.3-1
CH460091	4	4.10-1	CH480044	6	6.3-2
CH460092	4	4.10-2	CH480046	6	6.3-4
CH460093	4	4.10-3	CH480047	6	6.3-5
CH460094	4	4.10-5	CH480048	6	6.3-6
CH460095	4	4.10-7	CH480051	6	6.3-7
CH460096	4	4.10-8	CH480052	6	6.3-8
CH460097	4	4.10-9	CH480056	6	6.3-11
CH460098	4	4.10-10	CH480057	6	6.3-12
CH460099	4	4.10-11	CH480058	6	6.3-13
CH460111	4	4.9-13	CH480059	6	6.3-14
CH470045	6	6.3-3	CH480060	6	6.3-16
CH480001	6	6.1-1	CH480061	6	6.3-19
CH480002	6	6.1-3	CH480064	6	6.3-20
CH480003	6	6.1-8	CH480073	6	6.3-22
CH480004	6	6.1-10	CH480077	6	6.3-23
CH480005	6	6.1-11	CH480084	6	6.3-25
CH480006	6	6.1-12	CH480085	6	6.3-28
CH480008	6	6.2-1A	CH480086	6	6.3-29
CH480009	6	6.2-1B	CH480088	6	6.3-31



Manufacturers Part/Drawing Numbers	Section	Fig and Item No.	Manufacturers Part/Drawing Numbers	Section	Fig and Item No.
CH480091	6	6.3-32	DMX-8-0803	4	4.7-22
CH480094	6	6.3-33	DMX-8-1001	4	4.1-15
CH480095	6	6.3-34	DMX-8-1001	4	4.2-9
CH480100	6	6.3-36A	DMX-8-1002	4	4.3-9
CH480101	6	6.3-36B	DMX-8-1003	4	4.1-30
CH480102	6	6.3-36A	DMX-8-1004	4	4.2-14
CH480103	6	6.3-36B	DMX-8-1005	4	4.1-31
CH480104	6	6.3-36A	DMX-8-1005	4	4.2-15
CH480110	6	6.3-37	DMX-8-1007	4	4.7-25
CH480119	6	6.3-42	DMX-8-1209	4	4.1-18
CH480127	6	6.3-43	DMX-9-1001	4	4.2-16
CH480128	6	6.3-44	DMX-9-1001	4	4.7-26
CH480131	6	6.3-45	DX11245	4	4.1-33
CH480132	6	6.3-46	DX11245	4	4.2-17
CH480137	6	6.3-47	F05M06015	14	14.4-15
CH480139	6	6.3-48	F05M06015	14	14.4-21
CH480143	6	6.3-21	F05M06030	14	14.2-3
CH480145	6	6.3-24	F05M06030	14	14.2-25
CH480150	6	6.4-1	F05M06030	14	14.3-3
CH480154	6	6.4-2	F05M06030	14	14.4-10
CH480155	6	6.4-3	F05M06030	14	14.4-18
CH480157	6	6.4-4	F05M06035	14	14.1-7
CH480159	6	6.4-7	F05M08040	14	14.4-6
CH480161	6	6.4-8	F05M08040	14	14.5-15
CH480163	6	6.4-9	F06M05030SS	8	8.11-9
CH480164	6	6.4-10	F07M06016	14	14.2-23
CH480167	6	6.4-11	F07M06016	14	14.5-8
CH480170	6	6.4-13	F07M06016	2	2.3-NI 49
CH480173	6	6.5-1	F08M10030	8	8.7-3
CH480177	6	6.5-2	F09M05016SS	14	14.1-32
CH480179	6	6.5-4	F10M12050	8	8.5-13
CH480180	6	6.5-3	F14U10008	14	14.2-19
CH480186	6	6.2-1A	F15M10025	10	10.7-3
CH480187	6	6.2-1B	F15U06018	10	10.4-7
CH480188	6	6.3-39	F17M12030	12	12.1-NI 41
CH480189	6	6.3-40	F17M12030	5	5.1-3
CH480192	6	6.3-41	F17M12030	5	5.2-6
CH480193	6	6.3-NI 41A	F17M12035	10	10.5-5
CH480195	6	6.3-10	F17M12035	10	10.6-3
CH480196	6	6.3-9	F17M12035	12	12.1-NI 37
D8876046	4	4.7-24	F17M12035	12	12.2-4
DMX-3-0801	4	4.1-27	F17M12035	12	12.2-14
DMX-3-0801	4	4.7-11	F17M12035	12	12.2-NI 18A
DMX-3-0801	4	4.7-17	F17M12045	12	12.1-NI 35
DMX-3-1001	4	4.1-16	F17M16040	12	12.1-NI 38
DMX-3-1001	4	4.1-32	F17M16050	12	12.1-NI 40
DMX-3-1001	4	4.2-10	F18M04010	8	8.8-10
DMX-3-1001	4	4.3-10	F18M05010	2	2.3-NI 50
DMX-3-1001	4	4.7-27	F18M05016	12	12.7-6
DMX-3-1201	4	4.1-19	F18M06016	10	10.13-12
DMX-3-1201	4	4.2-13	F18M06016	2	2.3-NI 41
DMX-8-0801	4	4.1-26	F18M06016	5	5.5-4
DMX-8-0801	4	4.7-16	F18M06016	5	5.6-10



Manufacturers Part/Drawing Numbers	Section	Fig and Item No.	Manufacturers Part/Drawing Numbers	Section	Fig and Item No.
F18M06020	14	14.1-29	F18M12030	3	3.1-NI 8
F18M06020	14	14.7-18	F18M12030	5	5.5-15
F18M06020	14	14.8-18	F18M12030	5	5.6-3
F18M06020	15	15.1-NI 12	F18M12035	12	12.1-NI 23
F18M06020	8	8.1-19	F18M12035	12	12.4-5
F18M06020	8	8.2-11	F18M12035	14	14.10-12
F18M06020	8	8.7-13	F18M12035	8	8.12-7
F18M06020	8	8.10-6	F18M16030	12	12.4-2
F18M06025	10	10.4-4	F18U06012	8	8.10-NI 13
F18M06025	12	12.7-8	F19M06045	10	10.19-3
F18M06025	15	15.1-NI 13	F19M06045	2	2.3-NI 55
F18M06030	14	14.7-20	F19M06045	8	8.6-10
F18M06030	14	14.8-20	F19M08030	10	10.11-2
F18M06030	2	2.3-NI 46	F19M08030	2	2.1-30
F18M06030	8	8.8-17	F19M08030	3	3.1-6
F18M06030	8	8.11-5	F19M08030	8	8.1-6
F18M06616	8	8.1-8	F19M08030	8	8.2-18
F18M08012	2	2.3-3	F19M08030	9	9.1-14
F18M08016	14	14.6-NI 2B	F19M08035	12	12.1-NI 15
F18M08016	14	14.9-7	F19M08045	8	8.9-NI 5
F18M08016	14	14.10-7	F19M08045	9	9.2-8
F18M08016	2	2.1-18	F19M08050	9	9.2-7
F18M08016	2	2.3-NI 38	F19M08060	10	10.9-7
F18M08020	14	14.1-30	F19M08075	10	10.12-15
F18M08020	14	14.7-3	F19M08090	2	2.3-27
F18M08020	14	14.8-3	F19M10050	12	12.2-7
F18M08020	15	15.6-3	F19M10050	5	5.1-19
F18M08020	8	8.9-21	F19M10055	2	2.2-4
F18M08020	8	8.11-11	F19M10065	8	8.8-12
F18M08024	14	14.6-2A	F19M10070	10	10.12-2
F18M08025	10	10.5-16	F19M10090	10	10.13-3
F18M08025	10	10.6-21	F19M10090	10	10.17-8
F18M08025	10	10.10-7	F19M10090	8	8.7-18
F18M08025	14	14.7-10	F19M12	10	10.14-3
F18M08025	14	14.8-10	F19M12040	12	12.2-18
F18M08025	14	14.9-8	F19M12045	10	10.7-13
F18M08025	14	14.10-8	F19M12045	10	10.18-7
F18M08025	15	15.2-7	F19M12050	10	10.7-16
F18M08025	5	5.3-7	F19M12050	10	10.8-18
F18M08025	5	5.4-7	F19M12050	10	10.8-21
F18M08025	8	8.7-4	F19M12060	13	13.1-18
F18M10020	15	15.5-2	F19M12060	13	13.2-19
F18M10025	5	5.5-16	F19M12080	8	8.12-4
F18M10025	5	5.6-4	F19M12090	13	13.3-4
F18M10025	8	8.10-2	F19M12090	8	8.8-7
F18M10030	8	8.12-19	F19M12090	8	8.9-3
F18M10035	10	10.20-4	F19M12100	8	8.2-3
F18M10035	12	12.4-8	F19M12100	8	8.4-6
F18M10035	14	14.1-35	F19M12110	8	8.7-7
F18M10035	3	3.1-15	F19M12120	10	10.18-4
F18M12025	14	14.1-22	F19M16090	12	12.2-9
F18M12030	12	12.1-NI 12	F19M16090	12	12.2-19
F18M12030	2	2.3-NI 44	F19M16090	12	12.4-10



Manufacturers Part/Drawing Numbers	Section	Fig and Item No.	Manufacturers Part/Drawing Numbers	Section	Fig and Item No.
F19M16090	14	14.1-37	F22M10	5	5.1-20
F19M16100	14	14.1-19	F22M10	5	5.5-18
F19M22090	13	13.3-7	F22M10	5	5.6-6
F19M22120	13	13.1-11	F22M10	8	8.7-19
F19M22120	13	13.2-11	F22M10	8	8.8-13
F19U05009	8	8.9-19	F22M10	8	8.12-20
F20M05	8	8.11-10	F22M12	10	10.5-9
F20M06	14	14.5-14	F22M12	10	10.6-7
F20M06	2	2.3-NI 48	F22M12	10	10.7-14
F20M06	8	8.6-11	F22M12	10	10.7-17
F20M06	8	8.11-6	F22M12	10	10.8-19
F20M06	8	8.12-12	F22M12	10	10.8-22
F20M08	8	8.1-15	F22M12	10	10.18-5
F20M08	8	8.2-8	F22M12	12	12.1-NI 13
F20M08	8	8.4-12	F22M12	12	12.4-6
F20M08	8	8.9-NI 6	F22M12	13	13.2-20
F20M08	8	8.10-23	F22M12	13	13.3-5
F20M08	8	8.11-12	F22M12	14	14.10-13
F20M12	8	8.10-19	F22M12	5	5.1-7
F22M06	10	10.4-6	F22M12	8	8.4-7
F22M06	10	10.13-14	F22M12	8	8.7-8
F22M06	10	10.19-4	F22M12	8	8.12-5
F22M06	14	14.5-9	F22M16	12	12.2-12
F22M06	14	14.7-19	F22M16	12	12.2-21
F22M06	14	14.8-19	F22M16	12	12.4-12
F22M06	15	15.1-NI 14	F22M16	14	14.1-21
F22M06	2	2.3-NI 42	F22M16	14	14.1-27
F22M06	2	2.3-NI 57	F22M16	8	8.1-10
F22M06	2	2.3-NI 60	F22U06	8	8.10-NI 14
F22M06	5	5.5-8	F24B06	8	8.8-4
F22M06	5	5.6-14	F24U08F	8	8.10-9
F22M06	8	8.7-14	F28M12	10	10.5-6
F22M06	8	8.8-18	F28M12	10	10.6-4
F22M08	10	10.9-8	F28M12	12	12.1-NI 36
F22M08	12	12.1-NI 16	F28M12	12	12.2-5
F22M08	12	12.1-NI 24	F28M12	12	12.2-15
F22M08	14	14.6-3	F28M12	5	5.1-4
F22M08	14	14.7-4	F28M12	5	5.2-7
F22M08	14	14.8-4	F28M16	12	12.1-NI 39
F22M08	2	2.1-13	F31M04	12	12.7-10
F22M08	2	2.1-NI 32	F31M04	8	8.8-11
F22M08	5	5.3-9	F31M06	10	10.4-5
F22M08	5	5.4-9	F31M06	10	10.13-13
F22M08	8	8.1-7	F31M06	12	12.7-9
F22M08	9	9.2-9	F31M06	14	14.1-28
F22M10	10	10.12-3	F31M06	14	14.4-14
F22M10	10	10.13-5	F31M06	14	14.5-4
F22M10	10	10.17-9	F31M06	2	2.3-NI 47
F22M10	10	10.20-5	F31M06	2	2.3-NI 56
F22M10	12	12.2-8	F31M06	5	5.5-5
F22M10	12	12.4-9	F31M06	5	5.6-11
F22M10	14	14.1-34	F31M06	8	8.1-9
F22M10	15	15.5-4	F31M06	8	8.7-15



Manufacturers Part/Drawing Numbers	Section	Fig and Item No.	Manufacturers Part/Drawing Numbers	Section	Fig and Item No.
F31M06	8	8.8-19	F33M12	8	8.8-8
F31M06	8	8.10-7	F33M12	8	8.12-8
F31M08	10	10.11-3	F33M16	12	12.4-3
F31M08	12	12.1-NI 17	F33U06	10	10.4-8
F31M08	12	12.1-NI 25	F35M12030	10	10.14-6
F31M08	14	14.7-11	F35M12045	10	10.14-5
F31M08	14	14.8-11	F35M12050	2	2.1-26
F31M08	14	14.9-9	F35M12055	2	2.1-21
F31M08	14	14.10-9	F35M13060	2	2.1-24
F31M08	15	15.2-6	F35M13065	2	2.1-23
F31M08	2	2.1-12	F35M13070	10	10.5-29
F31M08	2	2.1-31	F35M13070	10	10.14-4
F31M08	2	2.3-4	F35M13100	5	5.3-12
F31M08	5	5.3-8	F35M13100	5	5.4-12
F31M08	5	5.4-8	F35M13120	5	5.3-5
F31M08	8	8.2-19	F35M13120	5	5.4-5
F31M08	8	8.7-5	F37M13008	15	15.1-NI 11
F31M08	8	8.9-22	F37M13010	15	15.1-NI 10
F31M08	9	9.1-15	F37M13011	8	8.10-NI 11
F31M08	9	9.2-10	F41M07013	2	2.1-28
F31M10	10	10.12-4	F41M07013	8	8.2-21
F31M10	10	10.13-6	F41M07015	5	5.1-9
F31M10	15	15.5-3	F41M07015	5	5.2-25
F31M10	2	2.2-3	F41M07015	8	8.1-23
F31M10	5	5.5-17	F41M07017	5	5.1-25
F31M10	5	5.6-5	F41M07017	5	5.2-21
F31M10	8	8.7-20	F65U08008	3	3.1-11
F31M10	8	8.8-14	F67M05160	15	15.6-7
F31M10	8	8.8-16	F70M03007	15	15.5-8
F31M10	8	8.10-3	F71M04019	2	2.3-NI 52
F31M12	10	10.5-10	F88891	4	4.5-6A
F31M12	10	10.6-8	F88891	4	4.14-10A
F31M12	14	14.10-14	F88892	4	4.5-6B
F31M12	5	5.1-8	F88892	4	4.14-10B
F31M12	5	5.2-10	F88893	4	4.5-6A
F31M12	8	8.7-9	F88893	4	4.14-10A
F31M12	8	8.12-6	F88894	4	4.5-6B
F31M16	12	12.2-10	F88894	4	4.14-10B
F31M16	12	12.2-11	H00012	10	10.2-36
F31M16	12	12.2-20	H00012	10	10.3-35
F31M16	12	12.4-11	H00038	10	10.3-46
F31M20	10	10.13-4	H00049	10	10.2-44
F33M06	8	8.1-20	H00049	10	10.3-43
F33M06	8	8.2-12	H00214	10	10.2-38
F33M06	8	8.11-7	H00214	10	10.3-37
F33M08	10	10.5-18	H00214	10	10.13-18
F33M08	10	10.6-22	H00231	10	10.2-11
F33M08	10	10.10-8	H00231	10	10.3-9
F33M08	10	10.12-16	H00231	10	10.8-14
F33M08	2	2.3-NI 39	H00236	10	10.2-15
F33M08	8	8.11-13	H00236	10	10.3-13
F33M10	2	2.2-5	H00236	8	8.9-27
F33M12	2	2.3-NI 45	H00237	10	10.2-16



Manufacturers Part/Drawing Numbers	Section	Fig and Item No.	Manufacturers Part/Drawing Numbers	Section	Fig and Item No.
H00237	10	10.3-14	H00292	10	10.9-13
H00237	8	8.9-28	H00292	9	9.2-14
H00238	10	10.2-17	H00293	10	10.2-34
H00238	10	10.3-15	H00293	10	10.3-33
H00238	8	8.9-29	H00293	9	9.2-15
H00242	10	10.2-33	H00294	10	10.2-35
H00242	10	10.3-32	H00294	10	10.3-34
H00242	10	10.12-21	H00294	10	10.13-9
H00242	10	10.12-28	H00294	9	9.2-13
H00244	10	10.2-41	H00295	10	10.2-48
H00244	10	10.3-40	H00295	10	10.12-26
H00245	10	10.2-19	H00295	10	10.13-10
H00245	10	10.3-17	H00299	10	10.2-18
H00253	10	10.2-29	H00299	10	10.3-16
H00253	10	10.3-28	H00299	8	8.9-30
H00254	10	10.2-20	H00300	10	10.2-21
H00254	10	10.3-18	H00300	10	10.3-19
H00258	10	10.2-10	H00300	8	8.9-31
H00258	10	10.3-8	H00301	10	10.2-22
H00258	10	10.10-10	H00301	10	10.3-20
H00258	10	10.12-25	H00303	10	10.2-1
H00258	10	10.12-31	H00303	10	10.3-1
H00258	10	10.12-32	H00303	10	10.14-7
H00272	10	10.3-4	H00303	10	10.3-2
H00272	10	10.7-15	H00304	10	10.14-NI 8B
H00272	10	10.10-13	H00304	10	10.2-2
H00273	10	10.3-5	H00305	10	10.3-3
H00273	10	10.7-12	H00305	10	10.7-7
H00275	10	10.7-9	H00305	10	10.8-2
H00285	10	10.2-49	H00305	10	10.14-9
H00285	10	10.3-47	H00308	10	10.2-39
H00285	10	10.11-4	H00308	10	10.3-38
H00285	10	10.12-23	H00308	10	10.13-19
H00285	10	10.12-30	H00309	10	10.2-40
H00287	10	10.7-8	H00309	10	10.3-39
H00288	10	10.2-23	H00309	10	10.13-21
H00288	10	10.3-21	H00316	10	10.2-3
H00288	10	10.9-10	H00316	10	10.8-6
H00288	9	9.1-13	H00316	10	10.14-8A
H00289	10	10.2-24	H00521	10	10.2-28
H00289	10	10.3-22	H00521	10	10.3-26
H00289	10	10.9-NI 15	H06M0802	2	2.1-27
H00289	10	10.12-20	H06M1002	2	2.3-7
H00289	10	10.12-27	H06M1303	2	2.3-8
H00290	10	10.2-25	H06M1904	2	2.1-25
H00290	10	10.3-23	H07M0603	5	5.1-22
H00290	10	10.9-NI 11	H07M0603	5	5.2-24
H00291	10	10.2-26	H07M0603	8	8.2-14
H00291	10	10.3-24	H07M0804	5	5.1-23
H00291	10	10.15-4	H07M0804	5	5.2-19
H00292	10	10.2-32	H357106	8	8.1-27
H00292	10	10.2-51	H5308S	8	8.1-28
H00292	10	10.3-31	H5408LMM12M	9	9.2-17



Manufacturers Part/Drawing Numbers	Section	Fig and Item No.	Manufacturers Part/Drawing Numbers	Section	Fig and Item No.
H5512LMM22M	9	9.2-2	H76B08FF	9	9.2-3
H60B04MM	10	10.9-5	H8008	10	10.20-7
H60B08MM	10	10.9-3	H9008	10	10.20-3
H60B12MM	10	10.10-3	H942020	2	2.3-9
H60B12MM	10	10.12-8	H942020	2	2.3-NI 59
H60B12MM	10	10.17-2	M10X16B2	11	11.1-4
H60B12MM	10	10.19-5	MD40016X20S	13	13.1-25
H60B16FMM	10	10.5-26	MD40016X20S	13	13.2-25
H60B16MM	10	10.12-11	MD40018X20S	11	11.2-17
H60B20MM	10	10.5-17	MD40018X20S	13	13.1-19
H61B06MB08M	10	10.12-6	MD40019X20S	12	12.3-13
H61B06MM22M	9	9.2-5	MD40019X20S	13	13.2-23
H61B08MB12M	10	10.10-2	MD40020X20S	12	12.5-3
H61B08MB12M	10	10.18-9	MD40020X20S	12	12.6-4
H61B08MM22M	9	9.2-4	MD40020X20S	12	12.8-16
H61B16MB20M	10	10.5-19	MD40020X20S	13	13.1-8
H63B06MU12M	9	9.1-3	MD40020X20S	13	13.2-8
H6708LMM12M	8	8.1-25	MD40020X20S	13	13.2-31
H6708LMM12M	8	8.2-22	MD40020X20S	14	14.1-17
H69B08	5	5.1-16	MD40027X10S	13	13.2-22
H69B08	5	5.2-17	MD40029X30S	12	12.3-11
H69B12	10	10.5-20	MD40448X00S	4	4.19-1
H69B12	10	10.6-13	MD40448X00S	4	4.20-13
H69B16	10	10.5-2	MD40448X10S	12	12.3-6
H69B16	10	10.6-18	MD40448X10S	13	13.1-21
H70B04	10	10.9-6	MD40642X10S	8	8.3-10
H70B06	10	10.12-19	MD40642X10S	8	8.5-10
H70B06	10	10.15-3	MD40645X20S	11	11.1-19
H70B08	10	10.5-23	MD40645X20S	8	8.6-6
H70B08	10	10.9-4	MD40646X30S	8	8.3-11
H70B08	10	10.12-7	MD40646X30S	8	8.5-11
H70B08	10	10.18-8	MD40647X10S	12	12.8-22
H70B08	5	5.1-17	MD40647X10S	4	4.19-2
H70B08	5	5.2-18	MD40647X10S	4	4.20-2
H70B12	10	10.5-21	MD40651X30S	13	13.1-24
H70B12	10	10.5-25	MD40651X30S	13	13.2-26
H70B12	10	10.6-14	MD40651X30S	8	8.3-5
H70B12	10	10.6-17	MD40651X30S	8	8.5-5
H70B12	10	10.10-5	MD40655X10S	8	8.3-17
H70B12	10	10.12-10	MD40655X10S	8	8.5-17
H70B12	10	10.17-3	MD40656X30S	11	11.1-5
H70B12	10	10.19-6	MD40656X30S	3	3.1-16
H70B16	10	10.5-3	MD40656X30S	8	8.3-18
H70B16	10	10.6-19	MD40656X30S	8	8.5-18
H70B16	10	10.12-13	MD40658X10S	11	11.2-18
H70M12	8	8.1-26	MD40663X30S	12	12.3-7
H70M12	8	8.2-23	MD40663X30S	8	8.9-4
H70M22	9	9.2-6	MD40663X30S	8	8.3-16
H72B06FMM	10	10.5-27	MD40663X30S	8	8.5-16
H72B06FMM	10	10.5-28	MD40675X10S	12	12.3-9
H72B06MMF	8	8.9-23	MD40681X10S	12	12.3-10
H72B08FFF	10	10.9-2	MD40688X10S	13	13.1-7
H75B04MM	10	10.10-4	MD40923X20S	8	8.3-19



Manufacturers Part/Drawing Numbers	Section	Fig and Item No.	Manufacturers Part/Drawing Numbers	Section	Fig and Item No.
MD40923X20S	8	8.5-19	MD42766B10C	12	12.1-NI 34
MD40968X10S	12	12.3-5	MD42773D22A	13	13.2-21
MD41014X40S	8	8.9-14	MD42866D14A	13	13.1-20
MD41024X10S	4	4.20-9	MD42886D14A	13	13.3-1
MD41126X50S	11	11.1-23	MD42998A40A	8	8.1-5
MD41235X20S	8	8.6-4	MD43072B10A	12	12.1-9
MD41237X10S	8	8.6-3	MD43136A70C	14	14.1-18
MD41430L20P	11	11.2-16	MD43146F50C	4	4.22-1
MD41610X20S	8	8.3-22	MD43151F70A	8	8.12-13
MD41610X20S	8	8.5-22	MD43167F10A	8	8.3-12
MD41627L20P	11	11.2-6	MD43167F10A	8	8.5-12
MD41648L20P	11	11.2-4	MD43178N32P	15	15.1-8
MD41850X10S	13	13.1-23	MD43181N36P	15	15.1-6
MD41850X10S	8	8.3-4	MD43183N30P	15	15.1-7
MD41850X10S	8	8.5-4	MD43218P10C	2	2.1-2
MD41890X10S	11	11.1-17	MD43219P10C	2	2.1-3
MD41890X10S	8	8.6-5	MD43220P10C	2	2.1-4
MD42209X10S	8	8.3-21	MD43221G10A	5	5.1-2
MD42209X10S	8	8.5-21	MD43233P20C	2	2.1-5
MD42317P10C	2	2.1-1	MD43241P10A	2	2.1-6
MD42358B10C	12	12.1-1	MD43245L20P	11	11.2-7
MD42359B10C	12	12.1-2	MD43246J10P	5	5.3-4
MD42360B10C	12	12.1-1A	MD43246J10P	5	5.4-4
MD42361B10C	12	12.1-2A	MD43352G10C	5	5.1-18
MD42403B10A	12	12.1-NI 27	MD43352G10C	5	5.2-2
MD42404B10A	12	12.1-NI 26	MD43362T30P	10	10.2-42
MD42450E40A	12	12.3-3	MD43362T30P	10	10.3-41
MD42455E40A	12	12.2-NI 1A	MD43362T30P	12	12.8-4
MD42455E40A	12	12.3-4	MD43367X10S	11	11.1-16
MD42456E40A	12	12.2-1	MD43375E40A	12	12.2-3
MD42469B10A	12	12.1-4	MD43379E40P	12	12.2-6
MD42482B10A	12	12.1-6	MD43381E40A	12	12.2-NI 3A
MD42497B10A	12	12.1-7	MD43388E50P	10	10.4-3
MD42497B10A	13	13.2-6	MD43391D14A	13	13.1-NI 20A
MD42511F10P	8	8.12-1	MD43392D14A	13	13.1-NI 20A
MD42522F10P	8	8.3-13	MD43405F50P	4	4.22-3
MD42533B10A	8	8.12-NI 21	MD43419P10C	2	2.1-9
MD42535F30P	8	8.12-16	MD43421D12C	13	13.1-22
MD42536F30P	8	8.12-18	MD43421D12C	13	13.2-24
MD42537F30P	8	8.12-17	MD43436F10C	4	4.19-3
MD42547F30A	8	8.12-2	MD43438F10C	4	4.19-4
MD42551F30A	8	8.12-3	MD43440F10C	4	4.19-5
MD42580B10A	12	12.1-5	MD43440F10C	4	4.21-4
MD42580B10A	13	13.1-6	MD43441F10C	4	4.19-6
MD42591D24P	12	12.1-NI 31	MD43442F10C	4	4.20-12
MD42591D24P	13	13.1-16	MD43447F10C	4	4.20-3
MD42591D24P	13	13.2-16	MD43448F10C	4	4.20-10
MD42732A70C	14	14.1-16	MD43461F10C	4	4.19-7
MD42734B10A	12	12.1-8	MD43464F10C	4	4.20-11
MD42744B10A	12	12.1-NI 29	MD43466F10C	4	4.20-4
MD42761B10A	12	12.1-NI 30	MD43467F10C	4	4.20-7
MD42764B10C	12	12.1-NI 32	MD43468F10C	4	4.20-6
MD42765B10C	12	12.1-NI 33	MD43471F10C	4	4.19-8



Manufacturers Part/Drawing Numbers	Section	Fig and Item No.	Manufacturers Part/Drawing Numbers	Section	Fig and Item No.
MD43471F10C	4	4.20-14	MD43644K30P	15	15.3-6
MD43473F10C	4	4.20-5	MD43644K30P	8	8.8-22
MD43474F10C	4	4.19-9	MD43647F10C	8	8.1-NI 3
MD43494X10S	4	4.19-10	MD43647F10C	8	8.3-15
MD43494X10S	4	4.21-5	MD43647F10C	8	8.5-15
MD43503F10A	4	4.19-11	MD43648F10C	8	8.3-8
MD43506F10A	4	4.20-1	MD43648F10C	8	8.4-3
MD43507F10A	4	4.19-12	MD43648F10C	8	8.5-8
MD43508F10A	4	4.19-13	MD43649F10C	8	8.3-9
MD43510F10A	4	4.19-14	MD43649F10C	8	8.4-4
MD43510F10A	4	4.20-15	MD43649F10C	8	8.5-9
MD43511F10A	4	4.19-15	MD43654P10C	2	2.1-8
MD43511F10A	4	4.21-3	MD43663B10A	12	12.1-3
MD43513F10A	4	4.19-16	MD43678F10C	8	8.9-15
MD43513F10A	4	4.21-2	MD43678F10C	8	8.2-2
MD43521X10S	4	4.19-17	MD43678F10C	8	8.3-23
MD43530T30A	10	10.2-47	MD43678F10C	8	8.4-8
MD43530T30A	10	10.11-5	MD43678F10C	8	8.5-23
MD43530T30A	10	10.17-6	MD43678F10C	8	8.7-6
MD43531T30A	10	10.2-9	MD43678F10C	8	8.9-2
MD43531T30A	10	10.17-7	MD43691H10A	5	5.5-1
MD43532T30A	10	10.2-50	MD43715A14A	14	14.1-1
MD43532T30A	10	10.12-22	MD43749T30P	10	10.10-1
MD43532T30A	10	10.19-9	MD43750T30P	10	10.1-16
MD43533T30A	10	10.2-6	MD43846X10S	12	12.3-8
MD43533T30A	10	10.17-5	MD43846X10S	13	13.2-NI 22A
MD43534T30A	10	10.2-8	MD43923A14A	14	14.1-9
MD43534T30A	10	10.12-24	MD43927T30P	10	10.1-5
MD43534T30A	10	10.19-10	MD43949H20P	5	5.5-13
MD43535T30A	10	10.2-4	MD43949H20P	5	5.6-1
MD43535T30A	10	10.8-10	MD43969T30C	10	10.8-20
MD43535T30A	10	10.17-4	MD43971T30P	10	10.4-3A
MD43536T30A	10	10.2-31	MD43972T30P	10	10.4-1
MD43536T30A	10	10.3-30	MD43973T30P	10	10.4-2
MD43536T30A	10	10.9-12	MD43974A70P	14	14.1-24
MD43536T30A	10	10.15-5	MD43975A70P	14	14.1-36
MD43537T30A	10	10.2-5	MD43976A70P	13	13.1-17
MD43537T30A	10	10.3-48	MD43976A70P	13	13.2-18
MD43537T30A	10	10.15-6	MD43976A70P	14	14.1-20
MD43547P10C	2	2.1-7	MD43977A70A	12	12.1-NI 28
MD43587F10P	8	8.3-7	MD44004A80A	14	14.8-16
MD43587F10P	8	8.5-7	MD44021E80A	14	14.8-1
MD43606F10A	8	8.5-1	MD44022T10C	12	12.1-11
MD43623F10C	8	8.3-3	MD44023A80A	14	14.7-9
MD43623F10C	8	8.5-3	MD44023A80A	14	14.8-9
MD43630T30P	10	10.1-8	MD44024A80A	14	14.7-8
MD43630T30P	10	10.17-1	MD44024A80A	14	14.8-8
MD43636F10P	8	8.3-14	MD44030A14A	14	14.1-3
MD43636F10P	8	8.5-14	MD44031A14A	14	14.1-2
MD43639F10C	8	8.3-6	MD44067J10A	5	5.3-6
MD43639F10C	8	8.5-6	MD44067J10A	5	5.4-6
MD43641F10A	8	8.3-20	MD44154J30C	5	5.4-11
MD43641F10A	8	8.5-20	MD44155J30P	5	5.3-10



Manufacturers Part/Drawing Numbers	Section	Fig and Item No.	Manufacturers Part/Drawing Numbers	Section	Fig and Item No.
MD44155J30P	5	5.4-10	MD44908B10A	12	12.6-5
MD44157F15P	8	8.1-1	MD44908B10A	12	12.8-13
MD44157F15P	8	8.2-15	MD44909B10A	12	12.6-7
MD44162H20C	5	5.5-12	MD44909B10A	12	12.8-17
MD44162H20C	5	5.6-15	MD44941D12C	13	13.1-9
MD44163H20C	5	5.6-12	MD44957F10P	8	8.3-2
MD44189N20P	15	15.4-1	MD44966A50P	14	14.4-11
MD44196N75P	15	15.4-11	MD44966A50P	14	14.5-17
MD44201L20P	11	11.2-12	MD44967A50P	14	14.4-13
MD44202L20P	11	11.2-13	MD44967A50P	14	14.5-16
MD44233L30A	8	8.9-20	MD44969A50P	14	14.4-12
MD44239L30P	10	10.1-6	MD44969A50P	14	14.5-6
MD44239L30P	8	8.9-18	MD44971B10A	12	12.8-1
MD44246L30A	8	8.9-12	MD44978F70A	4	4.20-8
MD44255A80A	14	14.7-6	MD44985E40A	12	12.2-16
MD44255A80A	14	14.8-6	MD44985E40A	12	12.3-2
MD44265A80A	14	14.7-7	MD44989E40C	12	12.2-17
MD44265A80A	14	14.8-7	MD44989E40C	12	12.3-14
MD44276A80C	14	14.8-17	MD44990E40A	12	12.2-NI 16A
MD44335H10C	5	5.5-2	MD44990E40A	12	12.3-1
MD44335H10C	5	5.6-8	MD44994E40P	12	12.3-12
MD44384F10A	8	8.3-1	MD45011E40A	12	12.2-NI 13A
MD44393A80A	14	14.7-16	MD45015E40A	12	12.2-13
MD44393A80A	5	5.3-15	MD45017X60S	12	12.8-19
MD44393A80A	5	5.4-15	MD45023B10P	12	12.6-11
MD44399X30S	12	12.8-21	MD45023B10P	12	12.8-7
MD44458A80A	14	14.7-1	MD45023B10P	13	13.1-10
MD44462J30C	5	5.3-11	MD45023B10P	13	13.2-10
MD44539A80C	14	14.7-17	MD45027X10S	12	12.6-10
MD44541A25P	15	15.6-4	MD45027X10S	12	12.8-6
MD44562A25P	15	15.6-1	MD45028X20S	12	12.6-12
MD44563A25P	15	15.6-2	MD45028X20S	12	12.8-9
MD44564A25P	15	15.5-7	MD45028X20S	13	13.1-12
MD44564A25P	15	15.6-5	MD45028X20S	13	13.2-12
MD44565A25P	15	15.5-6	MD45028X20S	13	13.3-8
MD44565A2JP	15	15.6-6	MD45031B10A	12	12.8-20
MD44700D22A	13	13.2-30	MD45032X10S	12	12.6-9
MD44732B10C	12	12.1-21	MD45032X10S	12	12.8-8
MD44753D22A	13	13.2-32	MD45032X10S	13	13.1-3
MD44814F75P	8	8.4-9	MD45032X10S	13	13.2-3
MD44814F75P	8	8.11-NI 15	MD45035B10P	12	12.8-5
MD44814F75P	8	8.11-NI 15	MD45036B10P	12	12.8-15
MD44815F75P	8	8.11-14	MD45038B10P	12	12.5-5
MD44815F75P	8	8.12-9	MD45038B10P	12	12.6-3
MD44829B10P	13	13.3-6	MD45038B10P	12	12.8-10
MD44852A60C	14	14.6-NI 6	MD45039B10C	12	12.6-2
MD44862X10S	13	13.2-33	MD45039B10C	12	12.8-12
MD44869B10P	13	13.2-15	MD45040B10P	12	12.6-6
MD44869B10P	13	13.1-15	MD45040B10P	12	12.8-14
MD44872B10A	12	12.8-2	MD45041B10C	12	12.6-8
MD44873B10P	10	10.1-17	MD45041B10C	12	12.8-18
MD44873B10P	12	12.8-3	MD45072B10C	12	12.1-NI 19
MD44903F70A	4	4.19-18	MD45073B10C	12	12.1-NI 20



Manufacturers Part/Drawing Numbers	Section	Fig and Item No.	Manufacturers Part/Drawing Numbers	Section	Fig and Item No.
MD45106B10A	12	12.1-NI 18	MD45514X60S	11	11.1-21
MD45122F15P	3	3.1-23A	MD45530A40P	8	8.6-16
MD45133D22A	13	13.2-9	MD45571N10C	12	12.7-4
MD45134B10A	12	12.6-1	MD45573N10P	12	12.7-7
MD45143B10C	12	12.8-11	MD45580N10P	12	12.7-5
MD45154F15P	3	3.1-23	MD45586N10A	12	12.7-1
MD45181D22A	13	13.2-29	MD45596T30C	10	10.19-2
MD45182X25S	13	13.2-34	MD45597T30C	9	9.2-NI 11
MD45184X20S	13	13.1-5	MD45604T30C	10	10.20-1
MD45184X20S	13	13.2-5	MD45651L90A	11	11.2-1
MD45185X10S	13	13.1-4	MD45654T30A	10	10.19-8
MD45185X10S	13	13.2-4	MD45712N10P	12	12.7-2
MD45186D12P	13	13.1-2	MD45712N10P	15	15.2-4
MD45186D12P	13	13.2-2	MD45717B20A	14	14.10-4B
MD45264A30P	2	2.3-2	MD45718B20A	14	14.10-4A
MD45299D12A	13	13.1-1	MD45763N30A	15	15.1-3
MD45304D12A	13	13.1-13	MD45763N30A	15	15.1-9
MD45311D12A	13	13.1-14	MD45765N30A	2	2.3-17
MD45316D22A	13	13.2-1	MD45805A80C	14	14.7-2
MD45317D22A	13	13.2-14	MD45805A80C	14	14.8-2
MD45318D22A	13	13.2-13	MD46003A42P	8	8.6-1
MD45329D22P	13	13.2-35	MD46004A42P	8	8.6-9
MD45330D22C	13	13.2-36	MD46010A45P	15	15.3-NI 7F
MD45334X10S	13	13.2-7	MD46040A42P	8	8.6-8
MD45353T30P	11	11.1-14	MD46048T30C	8	8.6-2
MD45354T30P	11	11.1-15	MD46063N34A	15	15.1-4
MD45359T30A	9	9.2-12	MD46063N34A	15	15.1-NI 15
MD45361T30A	9	9.2-18	MD46089A30C	2	2.3-18
MD45372A40C	8	8.9-8	MD46099L00P	11	11.1-1
MD45390X26P	8	8.1-13	MD46122N70A	14	14.4-16
MD45390X26P	8	8.2-6	MD46125N70P	14	14.4-17
MD45390X26P	8	8.4-13	MD46125N70P	8	8.10-8
MD45390X26P	8	8.9-9	MD46145N20P	15	15.4-4
MD45390X26P	8	8.10-20	MD46164L20P	11	11.2-14
MD45391X26P	14	14.7-26	MD46165L20C	11	11.2-15
MD45391X26P	14	14.8-26	MD46168L20C	11	11.1-2
MD45391X26P	8	8.1-14	MD46226L20P	11	11.2-5
MD45391X26P	8	8.2-7	MD46238A45P	15	15.3-NI 7E
MD45391X26P	8	8.4-14	MD46240L20C	11	11.2-2
MD45391X26P	8	8.9-10	MD46276T30A	10	10.2-30
MD45391X26P	8	8.10-21	MD46276T30A	10	10.3-29
MD45392X26P	14	14.7-25	MD46277T30P	10	10.3-51
MD45392X26P	14	14.8-25	MD46279T30P	10	10.3-52
MD45392X26P	8	8.4-15	MD46279T30P	10	10.10-11
MD45392X26P	8	8.9-11	MD46286L20P	11	11.2-11
MD45392X26P	8	8.10-22	MD46294L20C	11	11.2-8
MD45394A40C	8	8.9-16	MD46295L20C	11	11.2-10
MD45395A40C	8	8.9-17	MD46296L20C	11	11.2-9
MD45424D22A	13	13.2-13B	MD46297L20C	11	11.2-19
MD45425D22A	13	13.2-14B	MD46308L20A	11	11.2-3
MD45426D22A	13	13.2-NI 21A	MD46311F10A	3	3.1-13
MD45435D22A	13	13.2-NI 1A	MD46315A48P	14	14.2-NI 28
MD45491A30C	2	2.3-NI 43	MD46320N80A	15	15.3-1



Manufacturers Part/Drawing Numbers	Section	Fig and Item No.	Manufacturers Part/Drawing Numbers	Section	Fig and Item No.
MD46356N70P	15	15.3-5	MD46832C00P	7	7.2-34
MD46375K50C	13	13.2-28	MD46833C00P	7	7.2-35
MD46375K50C	8	8.8-1	MD46834C00P	7	7.2-36
MD46444X10S	13	13.2-27	MD46835C00P	7	7.2-37
MD46537D24P	13	13.2-17	MD46836C00P	7	7.2-38
MD46578D22A	13	13.2-14A	MD46837C00P	7	7.2-39
MD46591D22A	13	13.2-13A	MD46838C00P	7	7.2-40
MD46687000P	7	7.3-3A	MD46839C00P	7	7.2-41
MD46695C009	7	7.3-11A	MD46840C00P	7	7.2-42
MD46756C00P	7	7.5-3A	MD46841C00P	7	7.2-43
MD46757C00P	7	7.5-4A	MD46842C00P	7	7.3-1
MD46759C00P	7	7.1-1	MD46843C00P	7	7.3-2
MD46760C00P	7	7.1-2	MD46844C00P	7	7.3-3
MD46766T30P	10	10.3-50	MD46845C00P	7	7.3-4
MD46793C00P	7	7.1-3	MD46846C00P	7	7.3-5
MD46794C00P	7	7.1-4	MD46848C00P	7	7.3-6
MD46795C00P	7	7.1-5	MD46849C00P	7	7.3-7
MD46796C00P	7	7.1-6	MD46850C00P	7	7.3-8
MD46797C00P	7	7.1-7	MD46851C00P	7	7.3-9
MD46798C00P	7	7.1-8	MD46852C00P	7	7.3-10
MD46799C00P	7	7.2-1	MD46853C00P	7	7.3-11
MD46800C00P	7	7.2-2A	MD46854C00P	7	7.3-12
MD46801C00P	7	7.2-3	MD46855C00P	7	7.3-13
MD46802C00P	7	7.2-4	MD46856C00P	7	7.3-14
MD46803C00P	7	7.2-5	MD46857C00P	7	7.3-15
MD46804C00P	7	7.2-6	MD46858C00P	7	7.3-16
MD46805C00P	7	7.2-7	MD46859C00P	7	7.3-17
MD46806C00P	7	7.2-8	MD46860C00P	7	7.3-18
MD46807C00P	7	7.2-9	MD46861C00P	7	7.3-19
MD46808C00P	7	7.2-10	MD46862C00P	7	7.3-20
MD46809C00P	7	7.2-11	MD46863C00P	7	7.3-21
MD46810C00P	7	7.2-12	MD46870C00P	7	7.3-23
MD46811C00P	7	7.2-13	MD46871C00P	7	7.3-24
MD46812C00P	7	7.2-14	MD46872C00P	7	7.3-25
MD46813C00P	7	7.2-15	MD46873C00P	7	7.3-26
MD46814C00P	7	7.2-16	MD46874C00P	7	7.3-27
MD46815C00P	7	7.2-17A	MD46875C00P	7	7.3-28
MD46816C00P	7	7.2-18	MD46876C00P	7	7.3-29
MD46817C00P	7	7.2-19	MD46877C00P	7	7.3-30
MD46818C00P	7	7.2-20	MD46878C00P	7	7.3-31
MD46819C00P	7	7.2-21	MD46879C00P	7	7.3-32
MD46820C00P	7	7.2-22	MD46880C00P	7	7.3-33
MD46821C00P	7	7.2-23	MD46881C00P	7	7.3-34
MD46822C00P	7	7.2-24	MD46882C00P	7	7.3-35
MD46823C00P	7	7.2-25	MD46886C00P	7	7.3-36
MD46824C00P	7	7.2-26	MD46887C00P	7	7.3-37
MD46825C00P	7	7.2-27	MD46888C00P	7	7.3-38
MD46826C00P	7	7.2-28	MD46889C00P	7	7.3-39
MD46827C00P	7	7.2-29	MD46890C00P	7	7.3-40
MD46828C00P	7	7.2-30	MD46891C00P	7	7.3-41
MD46829C00P	7	7.2-31	MD46892C00P	7	7.3-42
MD46830C00P	7	7.2-32	MD46893C00P	7	7.3-43
MD46831C00P	7	7.2-33	MD46894C00P	7	7.3-44



Manufacturers Part/Drawing Numbers	Section	Fig and Item No.	Manufacturers Part/Drawing Numbers	Section	Fig and Item No.
MD46895C00P	7	7.3-45	MD47460L20P	11	11.1-11
MD46896C00P	7	7.3-46	MD47461T30P	11	11.1-12
MD46897C00P	7	7.3-47	MD47462L20C	11	11.1-6
MD46898C00P	7	7.3-48	MD47463T30P	11	11.1-22
MD46900C00P	7	7.3-49A	MD47464L20P	11	11.1-25
MD46903C00P	7	7.4-1	MD47490L20C	11	11.1-7
MD46904C00P	7	7.4-2	MD47493T30P	11	11.1-NI 26
MD46905C00P	7	7.4-3	MD47494T30P	11	11.1-9
MD46906C00P	7	7.4-4	MD47495T30P	11	11.1-NI 27
MD46907C00P	7	7.4-5	MD47511F15A	8	8.2-4
MD46908C00P	7	7.4-6	MD47536T10A	12	12.1-NI 10
MD46909C00P	7	7.4-7	MD47572A30A	2	2.3-NI 36
MD46910C00P	7	7.4-8	MD47573A30A	2	2.3-NI 40
MD46911C00P	7	7.4-9	MD47574A30A	2	2.3-NI 10
MD46912C00P	7	7.4-10	MD47576A30A	2	2.3-NI 1
MD46913C00P	7	7.4-11	MD47577A30A	2	2.3-NI 29
MD46914C00P	7	7.4-12	MD47578A30A	2	2.3-NI 58
MD46915C00P	7	7.4-13	MD47941C00P	7	7.2-2B
MD46916C00P	7	7.4-14	MD47942C00P	7	7.2-2A
MD46917C00P	7	7.5-1	MD47943C00P	7	7.2-2B
MD46918C00P	7	7.5-2	MD47944C00P	7	7.2-2A
MD46919C00P	7	7.5-3	MD47945C00P	7	7.2-17B
MD46920C00P	7	7.5-4	MD47946C00P	7	7.2-17A
MD47012T30P	10	10.3-53	MD47947C00P	7	7.2-17B
MD47013T30P	10	10.3-27	MD47950C00P	7	7.3-49C
MD47013T30P	10	10.12-33	MD47952C00P	7	7.3-49B
MD47014T30P	10	10.3-54	MD48658T30A	10	10.3-49
MD47014T30P	10	10.12-29	MD48658T30A	10	10.10-12
MD47018T30C	10	10.12-1	MD48658T30P	10	10.9-NI 14
MD47018T30L	10	10.1-11	MD48861T30P	10	10.7-NI 1A
MD47023T30P	10	10.12-14	MD48868T30A	10	10.2-27
MD47025X50P	10	10.12-18	MD48868T30A	10	10.3-25
MD47047T30P	10	10.12-12	MD48879T30P	10	10.1-2
MD47053T30P	10	10.6-15	MD48879T30P	10	10.8-1
MD47053T30P	10	10.6-23	MD48880T30P	10	10.7-1
MD47059T30P	10	10.12-5	MD48917A30P	2	2.3-16
MD47081A30P	14	14.3-NI 7	MD48936T30P	10	10.17-10
MD47081A30P	2	2.3-NI 11	MD48937T30P	10	10.17-11
MD47147D12A	13	13.1-NI 13A	MD48938T30P	10	10.17-12
MD47188P20C	2	2.3-23	MD49092C00P	6	6.5-NI 5
MD47228A80A	14	14.7-13	MD49092C00P	7	7.5-NI 5
MD47228A80A	14	14.8-13	MD49093A30P	2	2.3-6
MD47267X00P	11	11.1-18	MD49185T30P	10	10.1-15
MD47268L20C	11	11.1-3	MD49198T30A	10	10.2-12
MD47274A12C	14	14.2-12	MD49198T30A	10	10.3-10
MD47275A12C	14	14.2-14	MD49198T30A	9	9.1-11
MD47305N75P	15	15.3-4	MD49198T30A	9	9.1-12
MD47350N75P	15	15.3-2	MD49199T30A	10	10.2-13
MD47386T30P	11	11.1-20	MD49199T30A	10	10.3-11
MD47387T30P	11	11.1-8	MD49199T30A	9	9.1-7
MD47388T30P	11	11.1-13	MD49200T30A	10	10.2-14
MD47454L20C	11	11.1-24	MD49200T30A	10	10.3-12
MD47459T30P	11	11.1-10	MD49200T30A	9	9.1-10



Manufacturers Part/Drawing Numbers	Section	Fig and Item No.	Manufacturers Part/Drawing Numbers	Section	Fig and Item No.
MD49517X60S	10	10.15-2	MD52312N56P	12	12.7-NI 3
MD49635X00S	2	2.1-11	MD52312N56P	15	15.2-1
MD49635X00S	8	8.8-15	MD52330T30P	10	10.7-NI 2B
MD49753235P	4	4.21-6	MD52410H10C	5	5.6-2
MD50203G10A	5	5.2-5	MD52410H20C	5	5.5-14
MD50341A30P	2	2.3-14	MD52411H20P	5	5.6-7
MD50344B20P	14	14.9-1	MD52412H20P	5	5.5-3
MD50344B20P	14	14.10-1	MD52412H20P	5	5.6-9
MD50662X00P	2	2.3-NI 32	MD52424A30P	2	2.3-61
MD50900L20P	10	10.1-12	MD52455T30P	10	10.2-37
MD50900L20P	9	9.1-1	MD52455T30P	10	10.3-36
MD50902L20P	10	10.1-19	MD52455T30P	10	10.13-20
MD50902L20P	9	9.2-1	MD52459T30P	10	10.2-43
MD50903L20P	10	10.1-14	MD52459T30P	10	10.3-42
MD50917T30P	10	10.5-22	MD52459T30P	10	10.13-23
MD50917T30P	10	10.6-20	MD52460T30P	10	10.2-45
MD50991B20A	10	10.6-5	MD52460T30P	10	10.3-44
MD51170J20P	5	5.3-13	MD52460T30P	10	10.13-22
MD51170J20P	5	5.4-13	MD52517T30P	10	10.1-7
MD51171J20P	5	5.3-2	MD52517T30P	10	10.13-1
MD51171J20P	5	5.4-2	MD52517T30P	15	15.8-15
MD51218T30P	10	10.10-14	MD52537A42C	8	8.6-13
MD51324A48C	14	14.7-23	MD52538A42P	8	8.6-NI 15
MD51324A48C	14	14.8-23	MD52539X60S	10	10.20-6
MD51374X10S	4	4.22-7	MD52604X60S	10	10.12-9
MD51406B20A	12	12.5-1	MD52608X60S	8	8.9-24
MD51410B20P	12	12.5-2	MD52625T30P	10	10.1-4
MD51456X10S	4	4.22-4	MD52625T30P	10	10.11-1
MD51457X10S	4	4.22-6	MD52625T30P	2	2.1-29
MD51458X20S	4	4.22-5	MD52663T30P	10	10.2-7
MD51458X20S	4	4.22-9	MD52663T30P	10	10.3-6
MD51460X20S	4	4.22-8	MD52663T30P	10	10.18-10
MD51668E60P	14	14.5-11	MD52665T30P	10	10.7-6
MD51789L30P	8	8.9-26	MD52665T30P	10	10.8-15
MD51789L30P	8	8.9-25	MD52695X20S	14	14.9-6
MD51816T30P	10	10.7-4	MD52695X20S	14	14.10-6
MD51816T30P	10	10.8-3	MD52696B20C	14	14.9-10
MD51839B20C	14	14.9-2	MD52697X60S	14	14.9-11
MD51839B20C	14	14.10-2	MD52697X60S	14	14.10-10
MD51840B20C	14	14.9-3	MD52697X60S	5	5.1-5
MD51840B20C	14	14.10-3	MD52697X60S	5	5.2-8
MD51841B20C	14	14.9-5	MD52706B20C	14	14.9-10
MD51841B20C	14	14.10-5	MD52721T30P	10	10.16-3
MD52005T30P	9	9.1-6	MD52722T30P	10	10.16-6
MD52007X60P	9	9.1-2	MD52723T30P	10	10.16-5
MD52028X60S	10	10.15-7	MD52724T30P	10	10.16-4
MD52109X10S	14	14.2-15	MD52796B20A	14	14.9-4B
MD52109X10S	2	2.3-NI 51	MD52797B20A	14	14.9-4A
MD52230C00P	7	7.3-22	MD52976T30P	10	10.20-9
MD52239C00P	7	7.4-NI 4A	MD53192T30P	10	10.13-2
MD52269T30P	10	10.1-10	MD53193T30P	10	10.13-7
MD52269T30P	10	10.15-1	MD53194T30P	10	10.13-8
MD52311N05P	15	15.2-2	MD53198T30P	10	10.13-15



Manufacturers Part/Drawing Numbers	Section	Fig and Item No.	Manufacturers Part/Drawing Numbers	Section	Fig and Item No.
MD53199T30P	10	10.20-NI 8	MX-8-1210	4	4.2-12
MD53206T30A	10	10.13-11	MX-9-1001	4	4.11-18
MD53257T30P	10	10.18-1	MX-9-1001	4	4.11-38
MD53259T30C	10	10.18-3	MX-9-1204	4	4.1-9
MD53261T30C	10	10.18-NI 11	MX-9-1602	4	4.12-38
MD53264T30A	10	10.18-2	N/A	10	10.7-5
MD53267T30A	10	10.18-6	N/A	10	10.7-10
MD53455X00P	2	2.3-NI 54	N/A	10	10.7-11
MD53519T30P	10	10.18-NI 1A	N/A	10	10.7-19
MD53521910P	5	5.2-9	N/A	10	10.7-20
MD53521G10P	10	10.6-6	N/A	10	10.7-21
MD54248A30P	2	2.3-34	N/A	10	10.7-22
MD54764N30A	15	15.1-5	N/A	10	10.8-4
MD56776K20P	4	4.22-11	N/A	10	10.8-5
MD57104C10P	8	8.8-9	N/A	10	10.8-8
MD57105X45S	8	8.8-2	N/A	10	10.8-9
MD57106N50S	8	8.8-NI 26	N/A	10	10.8-12
MD57107N50S	8	8.8-NI 27	N/A	10	10.8-13
MD57108N50S	8	8.8-NI 25	N/A	10	10.8-16
MD57109N70A	8	8.8-5	N/A	10	10.8-17
MD58015F50P	4	4.22-10	N/A	10	10.19-7
MD59392L30C	8	8.9-13	N/A	10	10.20-2
MD59754T30P	10	10.12-17	N/A	10	10.20-10
MD60392N80P	15	15.3-10	N/A	14	14.2-24
MX-3-0801	4	4.11-28	N/A	15	15.3-7
MX-3-0801	4	4.11-51	N/A	2	2.3-33
MX-3-0801	4	4.17-16	N/A	9	9.2-16
MX-3-0801	4	4.17-22	RE46609	2	2.3-24
MX-3-1001	4	4.11-31	S040200	3	3.1-3
MX-3-1001	4	4.11-42	S044002	3	3.1-2
MX-3-1001	4	4.11-44	S130500	3	3.1-4
MX-3-1001	4	4.12-34	S480046	8	8.8-NI 24
MX-3-1001	4	4.12-43	U33009	4	4.12-49
MX-3-1001	4	4.17-28	U8873641	4	4.5-1
MX-3-1201	4	4.11-22	U8874754	4	4.16-1
MX-3-1201	4	4.12-46	U8874845	4	4.11-33
MX-8-0801	4	4.11-27	U8875469	4	4.11-29
MX-8-0801	4	4.17-21	U8875877	4	4.13-1
MX-8-0803	4	4.17-15	U8876620	4	4.4-37
MX-8-0806	4	4.12-10	U8877531	4	4.4-26
MX-8-0811	4	4.11-50	U8877532	4	4.4-42
MX-8-1001	4	4.11-41	U8877703	4	4.3-NI 3
MX-8-1003	4	4.11-43	X11245	4	4.11-32
MX-8-1004	4	4.11-16	X11245	4	4.11-39
MX-8-1005	4	4.11-17	X11245	4	4.11-45
MX-8-1005	4	4.11-36	X11245	4	4.12-33
MX-8-1006	4	4.11-30	X11245	4	4.12-42
MX-8-1007	4	4.17-27	X11405	4	4.17-24
MX-8-1012	4	4.12-32	X11603	4	4.12-50
MX-8-1013	4	4.11-37	X14185	4	4.4-NI 18
MX-8-1013	4	4.12-41	X14851	4	4.13-43
MX-8-1209	4	4.11-21	X2014116	4	4.2-20
MX-8-1209	4	4.12-45	X2014210	4	4.7-23



Manufacturers Part/Drawing Numbers	Section	Fig and Item No.	Manufacturers Part/Drawing Numbers	Section	Fig and Item No.
X8870177	4	4.4-40	X8871378	4	4.7-8
X8870178	4	4.4-44	X8871378	4	4.17-12
X8870178	4	4.13-42	X8871394	4	4.7-3
X8870180	4	4.4-19	X8871394	4	4.17-3
X8870180	4	4.13-18	X8871486	4	4.7-18
X8870277	4	4.6-2	X8871486	4	4.17-23
X8870277	4	4.16-2	X8871502	4	4.11-NI 5
X8870305	4	4.4-27	X8871536	4	4.5-4B
X8870305	4	4.13-28	X8871536	4	4.14-10B
X8870341	4	4.12-17	X8871537	4	4.5-4A
X8870342	4	4.12-25	X8871537	4	4.14-10A
X8870344	4	4.12-24	X8871538	4	4.5-4B
X8870355	4	4.12-21	X8871538	4	4.14-10B
X8870356	4	4.4-9	X8871539	4	4.5-4A
X8870356	4	4.4-24	X8871539	4	4.14-10A
X8870356	4	4.4-35	X8871540	4	4.5-4B
X8870356	4	4.13-10	X8871540	4	4.14-10B
X8870356	4	4.13-25	X8872233	4	4.4-13
X8870356	4	4.13-38	X8872233	4	4.13-4
X8870370	4	4.5-4A	X8872233	4	4.13-13
X8870370	4	4.13-27A	X8872233	4	4.13-30
X8870370	4	4.14-10A	X8872236	4	4.4-4
X8870371	4	4.5-4B	X8872236	4	4.4-30
X8870371	4	4.13-27B	X8872239	4	4.13-45
X8870371	4	4.14-10B	X8872453	4	4.14-8
X8870372	4	4.5-4A	X8872472	4	4.14-4
X8870372	4	4.13-27C	X8872478	4	4.5-11
X8870372	4	4.14-10A	X8872593	4	4.3-4
X8870378	4	4.13-40A	X8872593	4	4.14-2
X8870379	4	4.13-40B	X8872604	4	4.1-3
X8870380	4	4.13-40C	X8872721	4	4.12-28
X8870385	4	4.11-9	X8872722	4	4.12-52
X8870385	4	4.11-10	X8873008	4	4.12-40
X8870386	4	4.11-11	X8873572	4	4.11-35
X8870536	4	4.4-15	X8873669	4	4.2-21
X8870536	4	4.13-15	X8873729	4	4.5-13
X8870542	4	4.1-6	X8873993	4	4.12-8
X8870542	4	4.11-15	X8873994	4	4.13-34
X8870543	4	4.2-4	X8874450	4	4.7-5
X8870543	4	4.11-4	X8874450	4	4.7-7
X8870543	4	4.12-2	X8874450	4	4.17-6
X8870553	4	4.12-54	X8874450	4	4.17-11
X8870564	4	4.4-49	X8874941	4	4.1-20
X8870699	4	4.13-50	X8874942	4	4.1-28
X8870711	4	4.11-7	X8874975	4	4.17-30
X8870726	4	4.12-13	X8875238	4	4.11-48
X8870744	4	4.5-8	X8875259	4	4.7-19
X8870760	4	4.3-8	X8875259	4	4.17-25
X8870844	4	4.12-23	X8875260	4	4.11-34
X8871258	4	4.12-5	X8875279	4	4.7-29
X8871377	4	4.7-2	X8875279	4	4.11-NI 6
X8871377	4	4.11-2	X8875292	4	4.12-4
X8871377	4	4.17-2	X8875296	4	4.12-27



Manufacturers Part/Drawing Numbers	Section	Fig and Item No.
X8875532	4	4.13-47
X8875587	4	4.5-2
X8875854	4	4.11-47
X8877197	4	4.4-45
X8877706	4	4.3-6
X8880142	4	4.1-21
X8880142	4	4.1-29



SECTION 1

ENGINE

CONTENTS

Para	Title	Page
1	John Deere Power Tech Engines.....	1.1
2	Engine Option Codes - 4045TF150 (4200)	1.2
3	Engine Option Codes - 6068TF150 (6200)	1.3

Fig	Title	Page
1.1	Engine Sensors	1.6

1 JOHN DEERE POWER TECH ENGINES

The John Deere local dealer will attend to all service, warranty or parts back-up required. Warranty requirements will be dealt with by your local dealer who will direct any claim to the John Deere branch office of the country you reside in.

The engines are supplied to Multidrive Limited to a series of BUILD CODES. It is essential that you the dealer are aware of these codes to aid identification of correct part numbers. The following pages contain lists of Build Codes for individual items.



2 ENGINE OPTION CODES - 4045TF150 (4200)

Option Code	Description
1104	ROCKER ARM COVER
1201	OIL FILLER NECK
1303	CRANKSHAFT PULLEY
1407	FLYWHEEL HOUSING
1543	FLYWHEEL
1605	FUEL INJECTION PUMP
1701	AIR INLET
1904	OIL PAN
2101	THERMOSTAT COVER
2313	FAN DRIVE
2434	FAN BELT
2599	FAN
2699	ENGINE COOLANT HEATER
2802	EXHAUST MANIFOLD
2922	VENTILATOR SYSTEM
3012	STARTING MOTOR
3107	ALTERNATOR
3516	FUEL FILTER
3702	FUEL TRANSFER PUMP
4002	OIL DIPSTICK
4199	BELT DRIVEN FRONT AUXILIARY DRIVE
4399	STARTING AID
4502	BALANCER SHAFT
4601	CYLINDER BLOCK WITH LINERS AND CAMSHAFT
5002	OIL PUMP
5204	AUXILIARY GEAR DRIVE
5513	SHIPPING STAND
5607	PAINT OPTION
5701	WATER PUMP INLET
6099	ADD-ON AUXILIARY DRIVE PULLEY
6202	ALTERNATOR MOUNTING
6499	EXHAUST ELBOW
6519	TURBOCHARGER
6698	TEMPERATURE SWITCH
6799	ELECTRONIC TACHOMETER SENSOR
7406	AIR CONDITIONER COMPRESSOR MOUNTING
7699	OIL PRESSURE SWITCH
8610	FAN PULLEY
8701	AUTOMATIC BELT TENSIONER
8802	OIL FILTER



3 ENGINE OPTION CODES - 6068TF150 (6200)

Option Code	Description
1104	ROCKER ARM COVER
1202	OIL FILLER NECK
1305	CRANKSHAFT PULLEY
1407	FLYWHEEL HOUSING
1543	FLYWHEEL
1696	FUEL INJECTION PUMP
1706	AIR INLET
1909	OIL PAN
2001	WATER PUMP
2101	THERMOSTAT COVER
2201	THERMOSTAT
2313	FAN DRIVE
2433	FAN BELT
2699	ENGINE COOLANT HEATER
2808	EXHAUST MANIFOLD
2904	VENTILATOR SYSTEM
3013	STARTING MOTOR
3107	ALTERNATOR
3518	FUEL FILTER
3602	FRONT PLATE
3702	FUEL TRANSFER PUMP
4002	OIL DIPSTICK
4199	BELT DRIVEN FRONT AUXILIARY DRIVE
4399	STARTING AID
4404	TIMING GEAR COVER WITH GEARS
4603	CYLINDER BLOCK WITH LINERS & CAMSHAFT
4702	CRANKSHAFT AND BEARINGS
4807	CONNECTING RODS AND PISTONS
4902	VALVE ACTUATING MECHANISMS
5001	OIL PUMP
5107	CYLINDER HEAD WITH VALVES
5204	AUXILIARY GEAR DRIVE
5515	SHIPPING STAND
5601	PAINT OPTION
5701	WATER PUMP INLET
5902	OIL COOLER
6099	ADD-ON AUXILIARY DRIVE PULLEY
6202	ALTERNATOR MOUNTING
6499	EXHAUST ELBOW
6522	TURBOCHARGER
6799	ELECTRONIC TACHOMETER SENSOR
6901	ENGINE SERIAL NUMBER PLATE
7406	AIR CONDITIONER COMPRESSOR MOUNTING
8610	FAN PULLEY
8701	AUTOMATIC BELT TENSIONER
8802	OIL FILTER

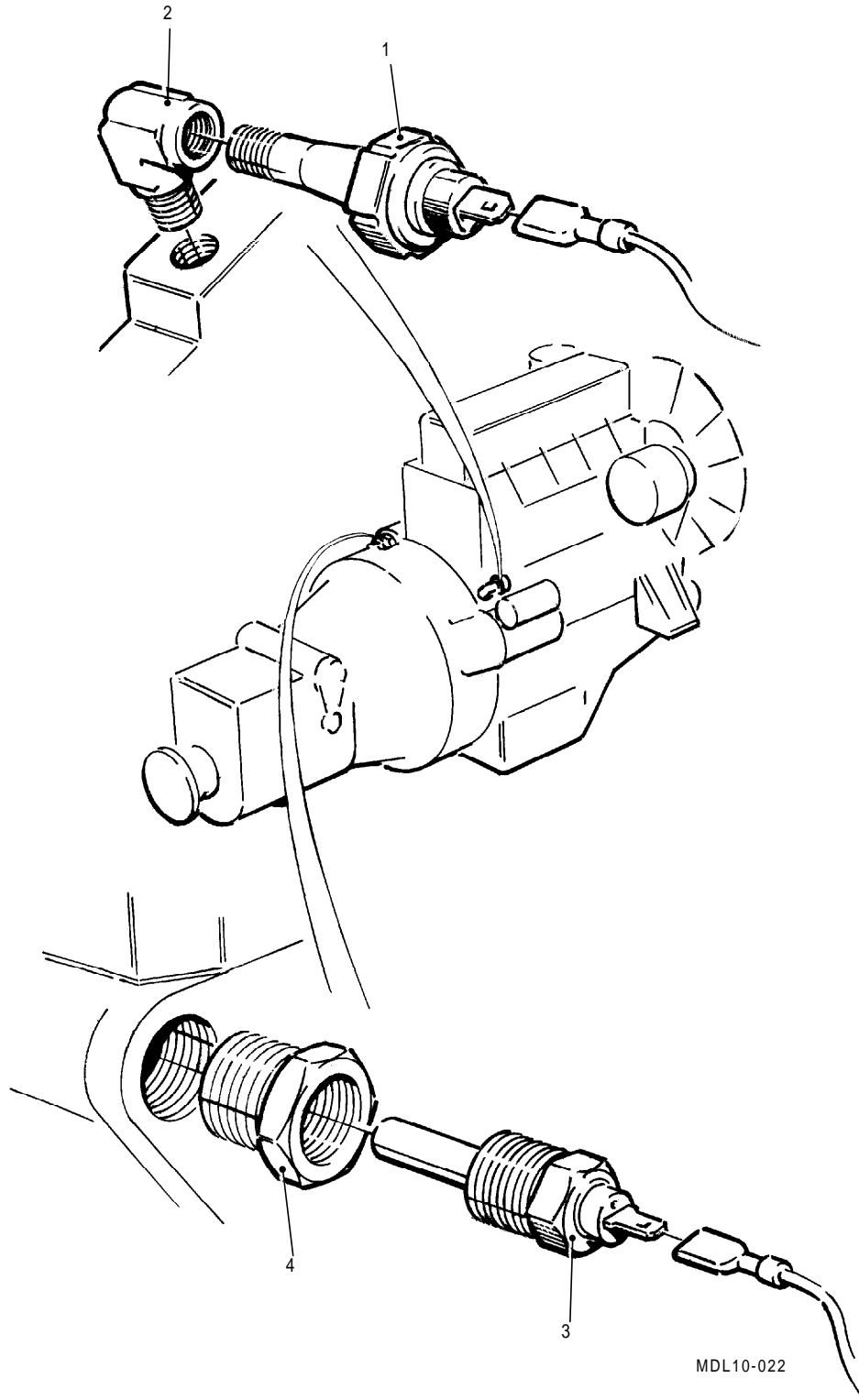


Fig 1.1 Engine Sensors



Fig 1.1 Item	Item Name And Description	Part No.	Qty	Remarks
	ENGINE SENSORS			
1	SENDER, OIL PRESSURE	040170	1	
2	ELBOW FITTING	040205	1	
3	SENDER, WATER TEMPERATURE	040175	1	
4	ADAPTOR	040230	1	



Blank Page

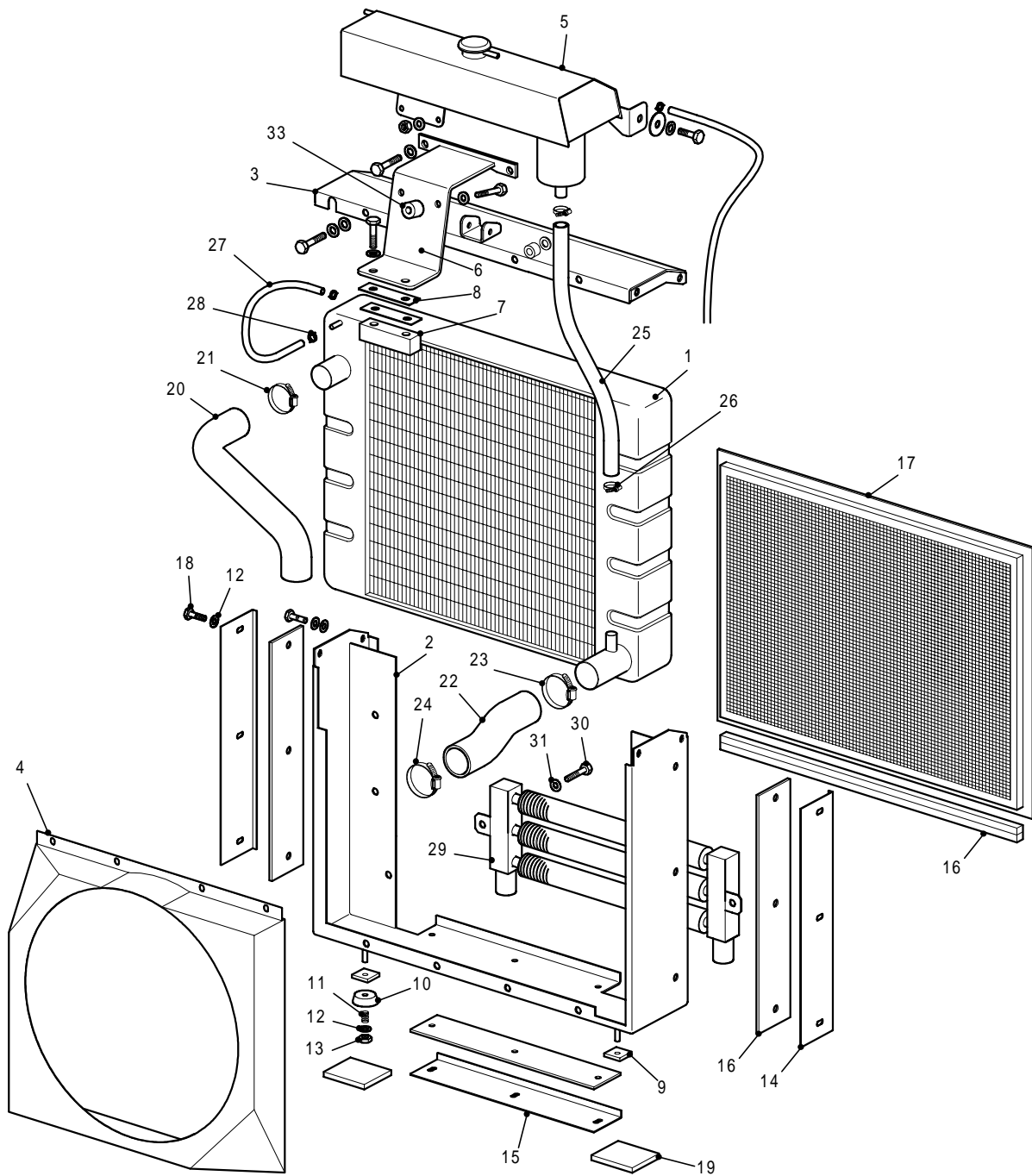


SECTION 2

COOLING, HEATING AND AIR CONDITIONING

CONTENTS

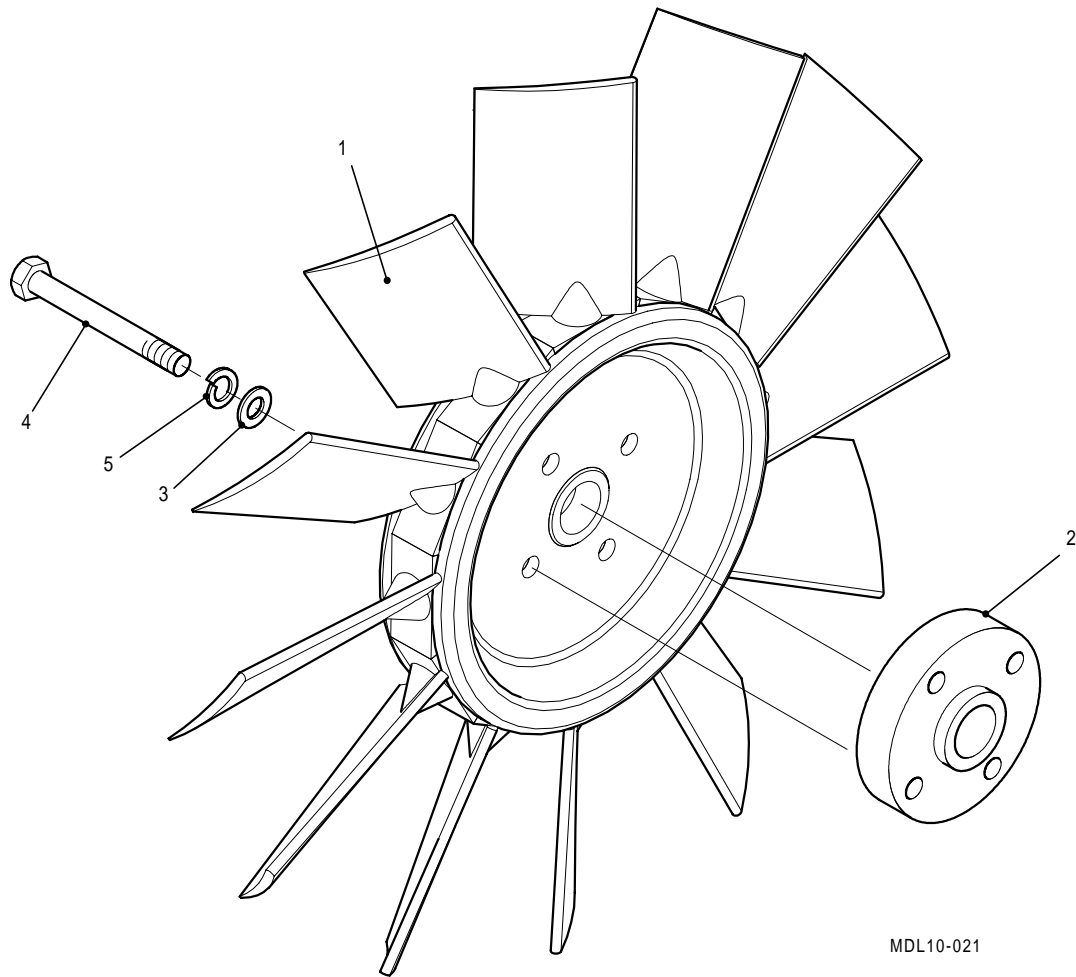
Fig	Title	Page
2.1	Radiator Assembly	2.2
2.2	Engine Cooling Fan Assembly	2.4
2.3	Cab Air Conditioning System	2.6



MDL10-043

Fig 2.1 Radiator Assembly

Fig 2.1 Item	Item Name And Description	Part No.	Qty	Remarks
	RADIATOR ASSEMBLY			
1	RADIATOR CORE	MD42317P10C	1	
2	RADIATOR CASING	MD43218P10C	1	
3	RADIATOR CASING, TOP	MD43219P10C	1	
4	RADIATOR COWL	MD43220P10C	1	
5	HEADER TANK, 5 LITRE	MD43233P20C	1	
6	RADIATOR TOP STAY	MD43241P10A	1	
7	SPACER, HEADER BRACKET	MD43547P10C	1	
8	SHIM, HEADER BRACKET	MD43654P10C	A/R	
9	RADIATOR RETAINING WASHER	MD43419P10C	2	
10	MOUNTING PAD	010300	2	
11	SPRING, RADIATOR BOLT	MD49635X00S	2	
12	WASHER PLAIN 8MM	F31M08	11	
13	NUT NYLOC 8MM	F22M08	2	
14	CLAMP, RADIATOR SIDES	220503	2	
15	ANGLE CLAMP BOTTOM	220504	1	
16	FOAM STRIP	061260	A/R	
17	RADIATOR GRILL	220506	1	
18	SETSCREW M8 X 16	F18M08016	9	
19	RUBBER PAD	-	A/R	
20	HOSE RADIATOR TOP	040114	1	
21	JUBILEE CLIP 55MM	F35M12055	2	
22	HOSE RADIATOR BOTTOM	040115	1	
23	JUBILEE CLIP 65MM	F35M13065	1	
24	JUBILEE CLIP 60MM	F35M13060	1	
25	HOSE 19MM	H06M1904	1	
26	JUBILEE CLIP 25MM	F35M12050	2	
27	HOSE 8MM	H06M0802	1	
28	'O' CLIP 13MM	F41M07013	2	
29	OIL COOLER, RADIATOR	MD52625T30P	1	
30	BOLT HEX HD M8 X 30	F19M08030	2	
31	WASHER PLAIN M8	F31M08	2	
NI 32	NUT NYLOC M8	F22M08	2	
33	BOBBIN (NOT ON 4200)	-	1	

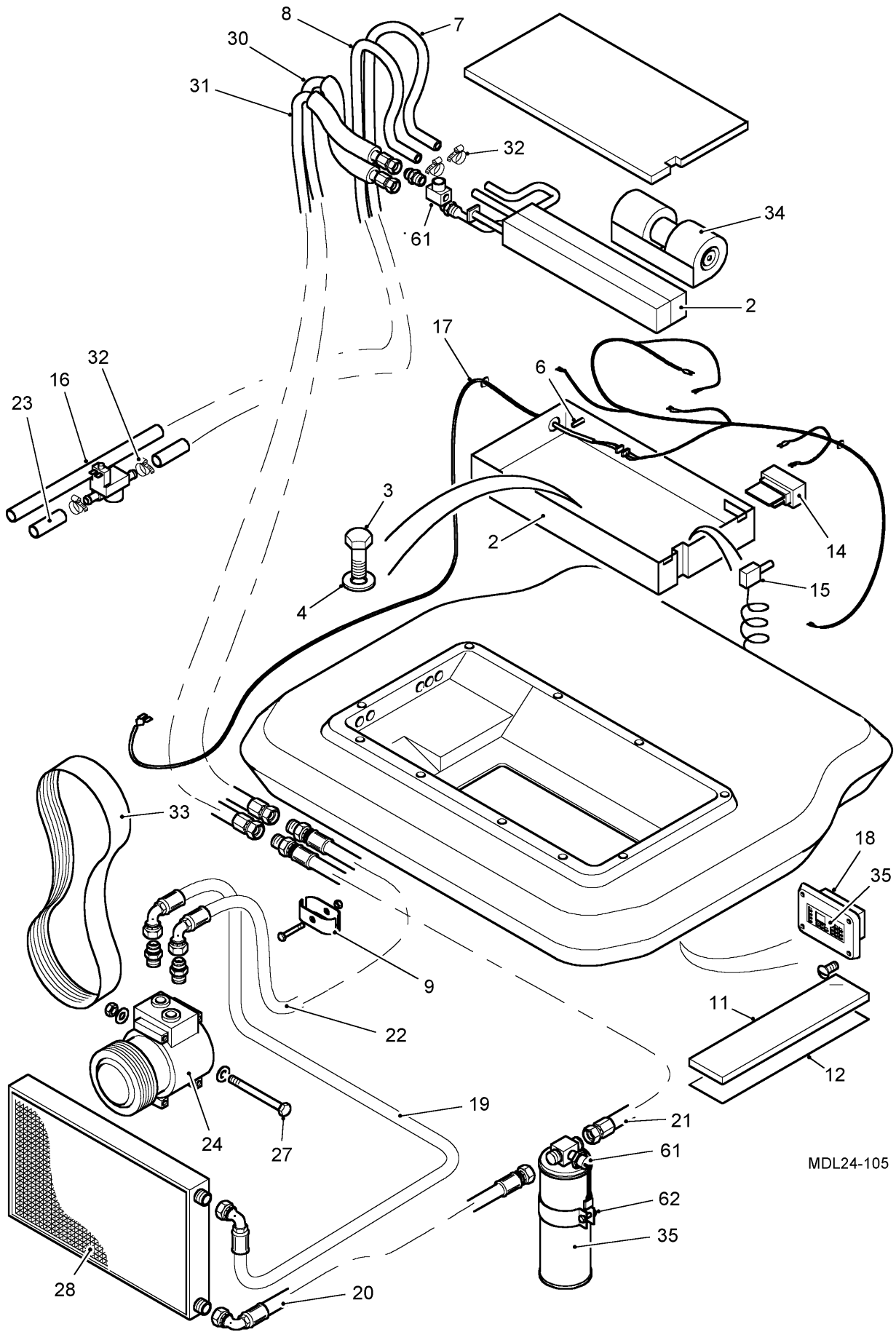


MDL10-021

Fig 2.2 Engine Cooling Fan Assembly



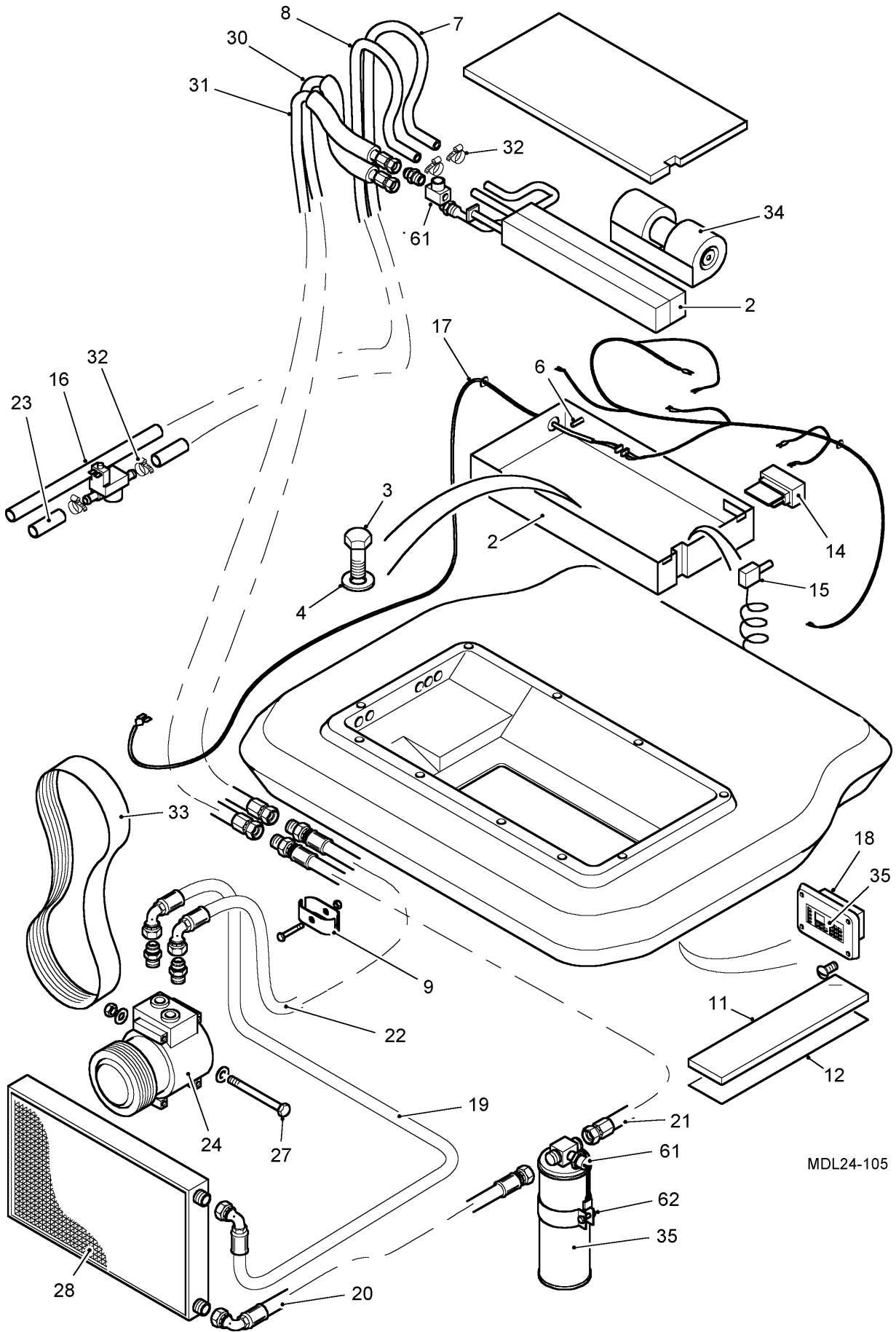
Fig 2.2 Item	Item Name And Description	Part No.	Qty	Remarks
	ENGINE COOLING FAN ASSEMBLY			
1	FAN COOLING 450MM DIA 12 BLADE	040144	1	
2	FAN SPACER	040173	1	
3	WASHER PLAIN 10MM	F31M10	4	
4	BOLT HEX HD M10 X 55	F19M10055	4	
5	WASHER SPRING	F33M10	4	



MDL24-105

Fig 2.3 Cab Air Conditioning System

Fig 2.3 Item	Item Name And Description	Part No.	Qty	Remarks
	CAB AIR CONDITIONING SYSTEM			
NI 1	HEATER/EVAPORATOR SUB ASSEM.	MD47576A30A	1	
2	HEATER/EVAPORATOR AIR CON. UNIT	MD45264A30P	1	
3	SETSCREW M8 X 12MM	F18M08012	2	
4	WASHER PLAIN 8MM	F31M08	2	
NI 5	SILICONE SEAL – CLEAR	063100	1	
6	MIXED AIR SENSOR	MD49093A30P	1	
7	HOSE - 10MM (3/8") Y1/LU/H0806	H06M1002	1	
8	HOSE - 13MM(1/2")	H06M1303	1	
9	DUAL PIPE CLAMP	H942020	3	
NI 10	AIRCON FILTER ASSEMBLY	MD47574A30A	1	
11	CAB FILTER ELEMENT - CARBON	MD47081A30P	2	Optional
12	CAB FILTER ELEMENT - PAPER	040195	2	
NI 13	RELAY	061511	1	
14	FAN CONTROLLER	MD50341A30P	1	
15	AIRCON THERMAL SWITCH	061526	1	
16	WATER VALVE	MD48917A30P	1	
17	HARNESS - AIRCON (ECS CONVERSION)	MD45765N30A	1	
18	MOUNTING PLATE - AIRCON CONTROL UNIT	MD46089A30C	1	
19	A/C HOSE COMP TO COND.	061523	1	
20	A/C HOSE COND TO DRIER	061522	1	
21	A/C HOSE DRIER TO 061517	061518	1	
22	A/C HOSE 061516 TO COMP.	061520	1	
23	WATER INLET EXTENSION	MD47188P20C	1	
24	AIRCON COMPRESSOR	RE46609	1	
25	COMPRESSOR BRACKET	040098	1	
26	GASKET AUX DRIVE	040099	1	
27	HEX BOLT M8 X 90MM	F19M08090	4	
28	CONDENSER	061502	1	
NI 29	AIRCON HOSE SUB ASSEMBLY	MD47577A30A	1	
30	A/C HOSE 06151800 TO EVAP	061517	1	



MDL24-105

Fig 2.3 Cab Air Conditioning System



Fig 2.3 Item	Item Name And Description	Part No.	Qty	Remarks
	CAB AIR CONDITIONING SYSTEM (CONT)			
31	A/C HOSE EVAP TO 061520	061516	1	
NI 32	MM HC16-25 NARROW WORM DRIVE CLIP	MD50662X00P	8	
33	ENGINE DRIVE BELT	N/A	1	See Engine option code
34	BLOWER MOTOR	MD54248A30P	1	
35	RECEIVER DRYER	060330	1	
NI 36	AIRCON CONDENSOR ASSY..	MD47572A30A	1	
NI 37	CLAMP BRACKET: CONDENSOR	172400	4	
NI 38	SCREW M8 X 16MM HEX HD	F18M08016	4	
NI 39	WASHER SPRING 8MM	F33M08	4	
NI 40	AIRCON RECEIVER DRIER 6CYL SUB ASSY	MD47573A30A	1	
NI 41	SCREW M6 X 16MM HEX HD	F18M06016	3	
NI 42	NYLOC NUT 6MM COARSE	F22M06	3	
NI 43	BRACKET - RECEIVER/DRIER	MD45491A30C	1	
NI 44	SCREW M12 X 30MM HEX HD	F18M12030	2	
NI 45	WASHER SPRING 12MM	F33M12	2	
NI 46	SCREW M6 X 30MM HEX HD	F18M06030	3	
NI 47	WASHER PLAIN 6MM	F31M06	3	
NI 48	NUT 6MM COARSE	F20M06	3	
NI 49	BUTTON HEAD SOCKET SCREW	F07M06016	4	
NI 50	SCREW M5 X 10MM HEX HD	F18M05010	1	
NI 51	TRIM PRESS FASTENER	MD52109X10S	4	
NI 52	GROMMET BLIND	F71M04019	4	
NI 53	SELF ADHESIVE CLIP BASE	071750	20	
NI 54	CABLE TIE SHORT	MD53455X00P	8	
NI 55	BOLT M6 X 45MM HEX	F19M06045	3	
NI 56	WASHER PLAIN 6MM	F31M06	1	
NI 57	NUT M6 NYLOC COARSE	F22M06	1	
NI 58	HEATER/AIRCON HOSE ASSEMBLY	MD47578A30A	1	
NI 59	DUAL PIPE CLAMP	H942020	1	
NI 60	NUT M6 NYLOC COARSE	F22M06	2	
61	DIRECTIONAL CONTROL VALVE	MD52424A30P	1	
62	RECEIVER DRYER BRACKET	060341	1	



Blank Page

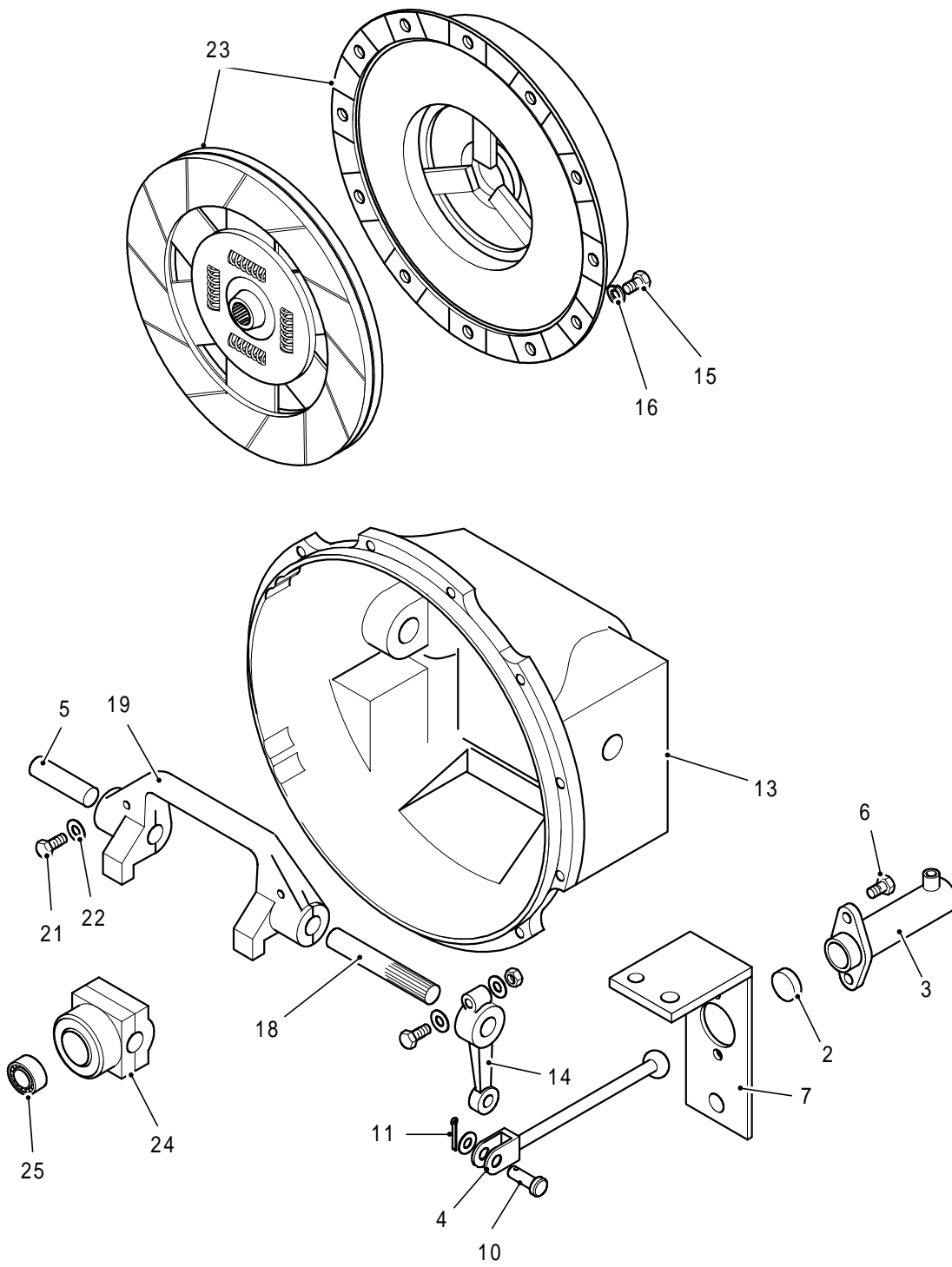


SECTION 3

CLUTCH

CONTENTS

Fig	Title	Page
3.1	Clutch Mechanism.....	3.2



MDL10-106

Fig 3.1 Clutch Mechanism



Fig 3.1 Item	Item Name And Description	Part No.	Qty	Remarks
	CLUTCH MECHANISM			
1	CLUTCH SLAVE CYL. ASSY.	044000	1	
2	SEAL-CLUTCH SLAVE CYL.	S044002	1	
3	CLUTCH SLAVE CYLINDER	S040200	1	
4	PISTON MOD. CLUTCH SL. CYL.	S130500	1	
5	RELEASE SHAFT (SHORT) KIT PART	042453	1	
6	HEX BOLT M8 X 30MM	F19M08030	2	
7	CLUTCH SLAVE CYL. BRKT.	044001	1	
NI 8	SETSCREW M12 X 30MM	F18M12030	3	
NI 9	ZINC PL SQR. SECT SPRING(PUSH ROD)	042405	1	
10	PIN - CLUTCH LEVER NAK8282	042415	1	
11	SPLIT PIN 1/8" X 1" LONG	F65U08008	1	
NI 12	CLUTCH REL BRG. ASSY.	042451	1	
13	GEARBOX - 6 SPEED EATON KIT ASSEMBLY	MD46311F10A	1	
14	CLUTCH REL. LEVER (MODED) KIT PART	042463	1	
15	SETSCREW M10 X 35MM	F18M10035	12	
16	M10 WASHER HARDENED.	MD40656X30S	12	
NI 17	CLUTCH RELEASE MECHANISM KIT PART	042464	1	
18	CLUTCH RELEASE SHFT. LONG KIT PART	042455	1	
19	CLUTCH RELEASE YOKE KIT PART	042452	1	
NI 20	KEY-CLUTCH RELEASE SHAFT KIT PART	042459	1	
21	CAP SCREW 7/16UN X 1.25 KIT PART	042460	1	
22	WASHER 7/16 I/D KIT PART	042461	1	
23	CLUTCH KIT 4200	MD45154F15P	1	
23A	CLUTCH KIT 6200	MD45122F15P	1	
24	THRUST RELEASE BEARING	044100	1	
25	SPIGOT BEARING	042100	1	

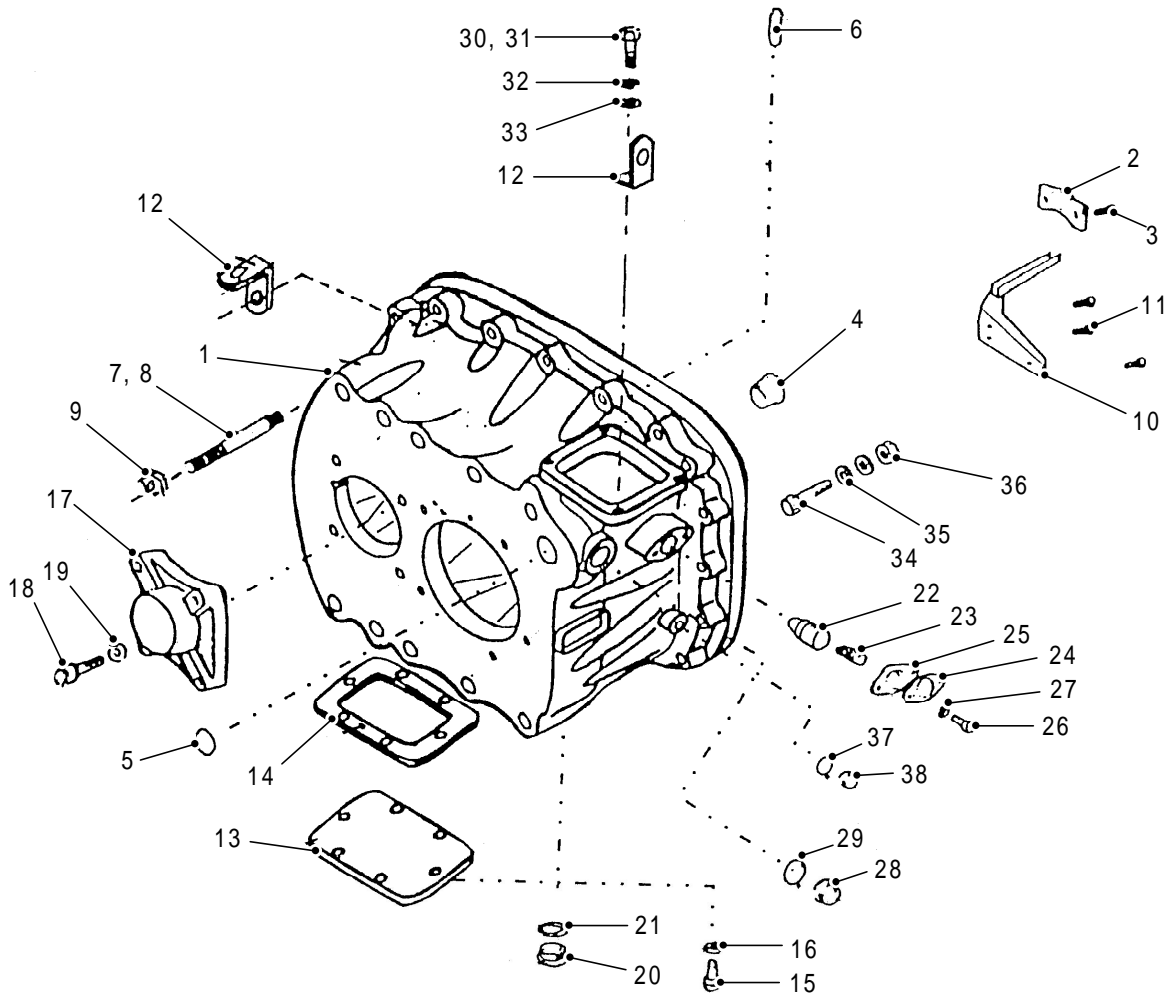


Blank Page



SECTION 4
TRANSMISSION
CONTENTS

Fig	Title	Page
	Gearbox, Transmission 4200	
4.1	Front Case Assembly	4.2
4.2	Rear Case Assembly	4.4
4.3	Input Shaft Assembly	4.6
4.4	Mainshaft Assembly	4.8
4.5	Countershaft and Reverse Idler Gear Assembly	4.12
4.6	Selector Forks	4.14
4.7	Remote Control Assembly	4.16
4.8	Transfer Box – Front Output, Transmission 4200	4.18
4.9	Transfer Box – Front Input, Transmission 4200	4.20
4.10	Park Brake – Transmission 4200	4.24
	Gearbox – Transmission 6200	
4.11	Transmission Case Assembly	4.26
4.12	Rear Case Assembly	4.30
4.13	Mainshaft Assembly	4.34
4.14	Input and Layshaft Assembly	4.38
4.15	Front Cover and Reverse Idler Gear Assembly	4.40
4.16	Selector Assembly	4.42
4.17	Remote Control Assembly	4.44
4.18	Planet Carrier Assembly	4.46
4.19	Transfer Box – Transmission 6200	4.48
4.20	Four Wheel Drive, Disconnect Assembly – Transmission 6200	4.50
4.21	Park Brake – Transmission 6200	4.52
4.22	Propshafts	4.54

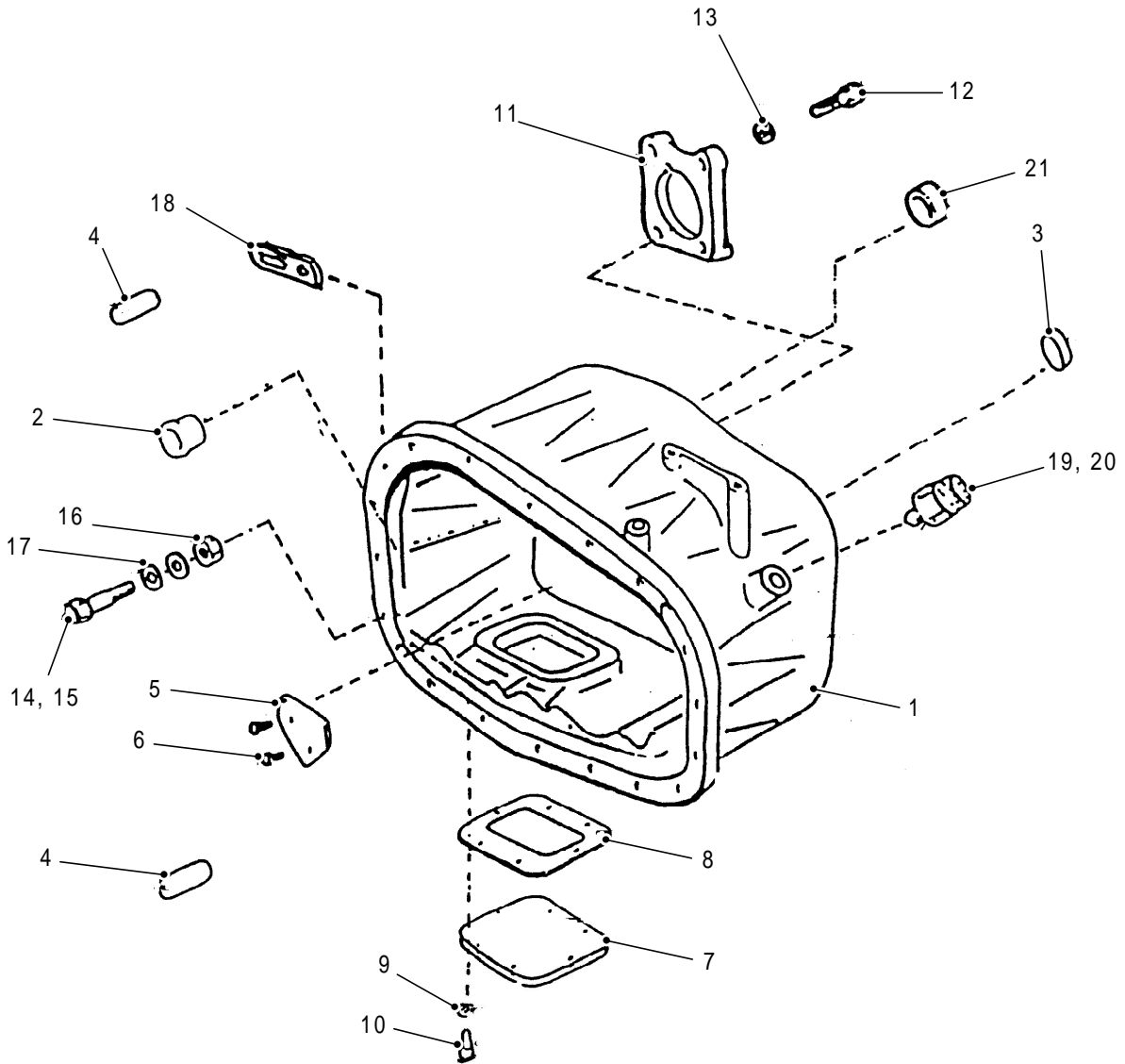


MDL10-068

Fig 4.1 Front Case Assembly, Transmission 4200



Fig 4.1 Item	Item Name And Description	Part No.	Qty	Remarks
	FRONT CASE ASSEMBLY, TRANSMISSION 4200			
1	FRONT CASING	8875988	1	
2	OIL TROUGH	8877430	1	
3	HAMMER DRIVE SCREW	X8872604	2	
4	BUSHING	8872445	1	
5	CUP PLUG	8870278	1	
6	DOWEL, 8 X 16 MM	X8870542	2	
7	STUD, M12 X 75	8873931	10	
8	STUD, M12 X 65	8874699	2	
9	NUT, M12	MX-9-1204	12	
10	OIL TROUGH	8877431	1	
11	HAMMER DRIVE SCREW	8874473	3	
12	LIFTING EYE	20815	2	
13	COVER PTO	2005144	1	
14	GASKET PTO	2772047	1	
15	SCREW, M10 X 20	DMX-8-1001	6	
16	WASHER, M10	DMX-3-1001	6	
17	COVER	8876871	1	
18	SCREW, M12 X 25	DMX-8-1209	4	
19	WASHER, M12	DMX-3-1201	4	
20	MAGNETIC DRAIN PLUG	X8874941	1	
21	WASHER	X8880142	1	
22	DETENT PLUNGER, NEUTRAL	8873654	1	
23	SPRING DETENT	8874897	1	
24	COVER DETENT	8870259	1	
25	GASKET	8870590	1	
26	SCREW, M8 X 14	DMX-8-0801	2	
27	SPRING WASHER	DMX-3-0801	2	
28	OIL FILTER PLUG	X8874942	1	
29	WASHER	X8880142	1	
30	SCREW, M10 X 35	DMX-8-1003	4	
31	BOLT, M10 X 55	DMX-8-1005	4	
32	WASHER, SPRING, M10	DMX-3-1001	8	
33	WASHER, M10	DX11245	7	
34	BOLT	-	-	
35	WASHER	-	-	
36	NUT	-	-	
37	WASHER	-	-	
38	PLUG	-	-	

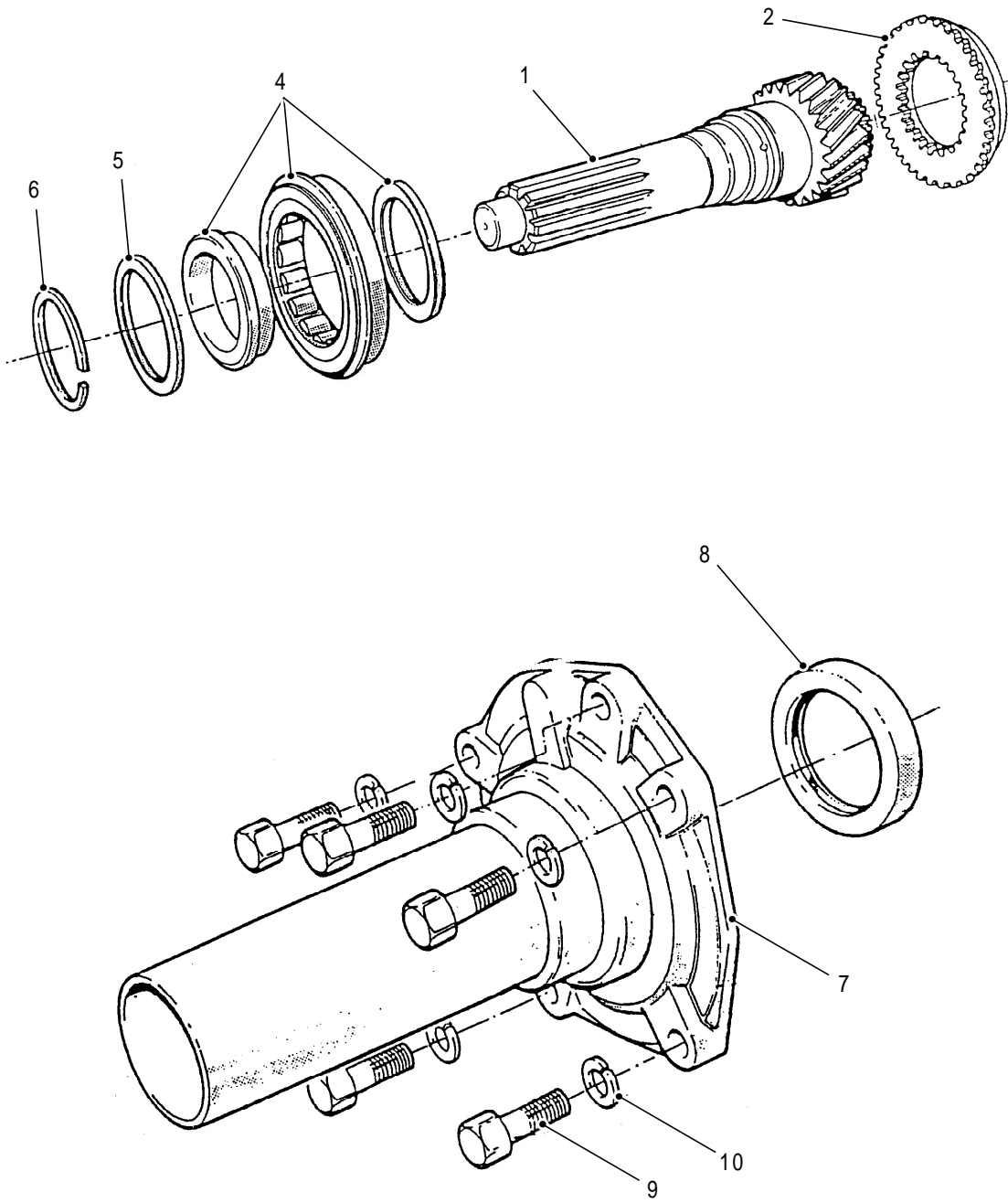


MDL10-069

Fig 4.2 Rear Case Assembly, Transmission 4200



Fig 4.2 Item	Item Name And Description	Part No.	Qty	Remarks
	REAR CASE ASSEMBLY, TRANSMISSION 4200			
1	REAR CASING	8876781	1	
2	BUSHING	8872445	1	
3	CORE PLUG	8870278	1	
4	DOWEL	X8870543	2	
5	OIL TROUGH	8874494	1	
6	HAMMER DRIVE SCREW	8874473	2	
7	COVER PTO	2005144	1	
8	GASKET PTO	2772047	1	
9	SCREW, M10 X 20	DMX-8-1001	6	
10	WASHER, SPRING, M10	DMX-3-1001	6	
11	COVER	8876871	1	
12	SCREW, M12 X 30	MX-8-1210	4	
13	WASHER, SPRING, M12	DMX-3-1201	4	
14	BOLT, M10 X 40	DMX-8-1004	3	
15	BOLT, M10 X 55	DMX-8-1005	15	
16	NUT, M10	DMX-9-1001	15	
17	WASHER, M10	DX11245	31	
18	LIFTING EYE, STRAIGHT	8874026	1	
19	REVERSING LIGHT SWITCH	8876416	1	
20	SWITCH PROTECTOR	X2014116	1	
21	CUP PLUG	X8873669	1	

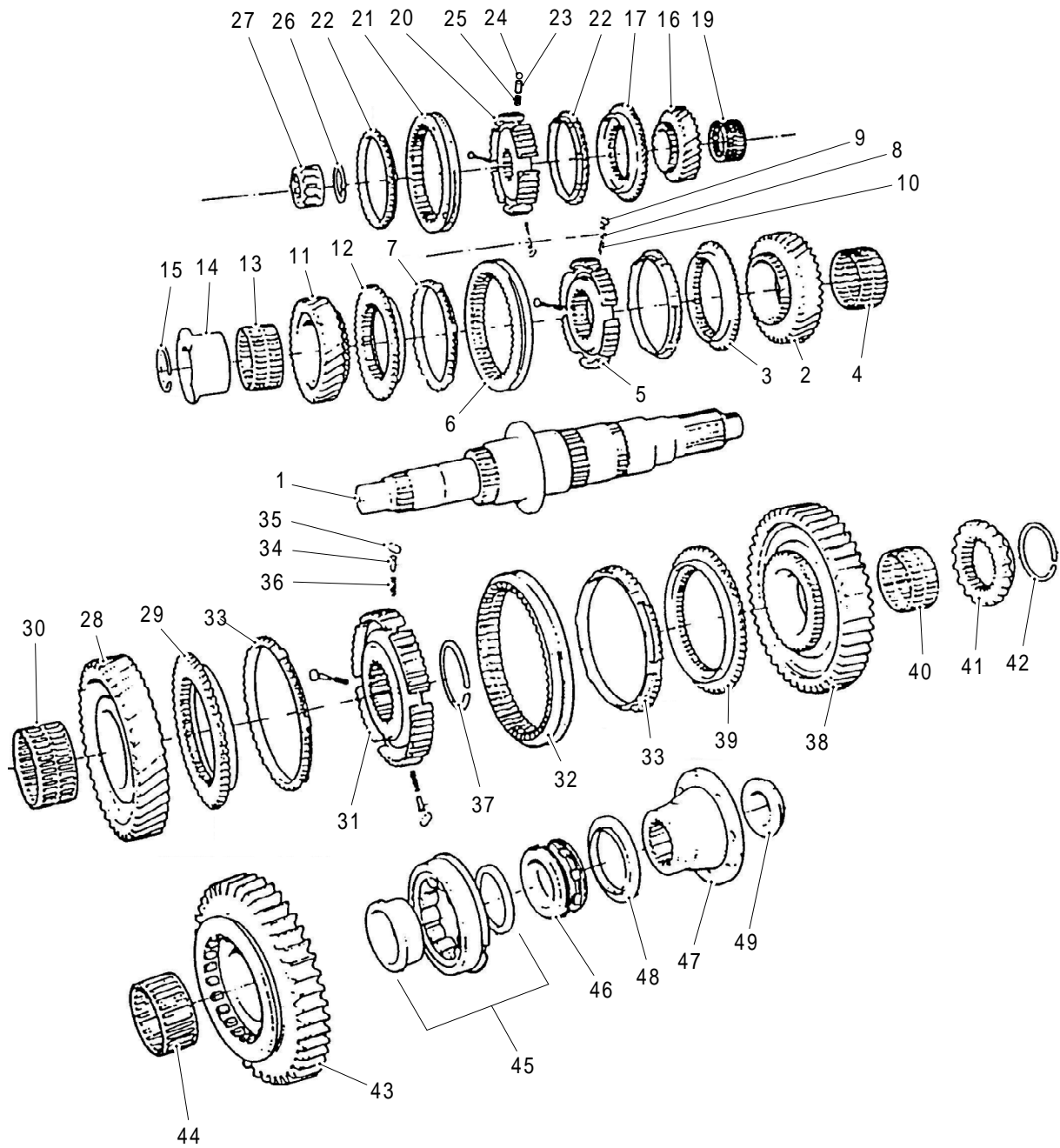


MDL10-070

Fig 4.3 Input Shaft, Transmission 4200



Fig 4.3 Item	Item Name And Description	Part No.	Qty	Remarks
	INPUT SHAFT ASSEMBLY, TRANSMISSION 4200			
1	INPUT SHAFT - 4106B	8880133	1	
2	SYNCHRO FLANGE 5 TH /6 TH	8877317	1	
NI 3	BEARING KIT	U8877703	1	
4	ROLLER BEARING	X8872593	1	
5A	SPACER, 3.10MM	8877692	1	} As required
5B	SPACER, 3.15MM	8877693	1	
5C	SPACER, 3.20MM	8877694	1	
5D	SPACER, 3.25MM	8877695	1	
5E	SPACER, 3.30MM	8877696	1	
5F	SPACER, 3.35MM	8877697	1	
5G	SPACER, 3.40MM	8877698	1	
5H	SPACER, 3.45MM	8877699	1	
5J	SPACER, 3.50MM	8877700	1	
6	CIRCLIP	X8877706	1	
7	FRONT COVER	8872600	1	
8	OIL SEAL	X8870760	1	
9	SCREW, M10 X 25	DMX-8-1002	5	
10	WASHER, M10	DMX-3-1001	5	

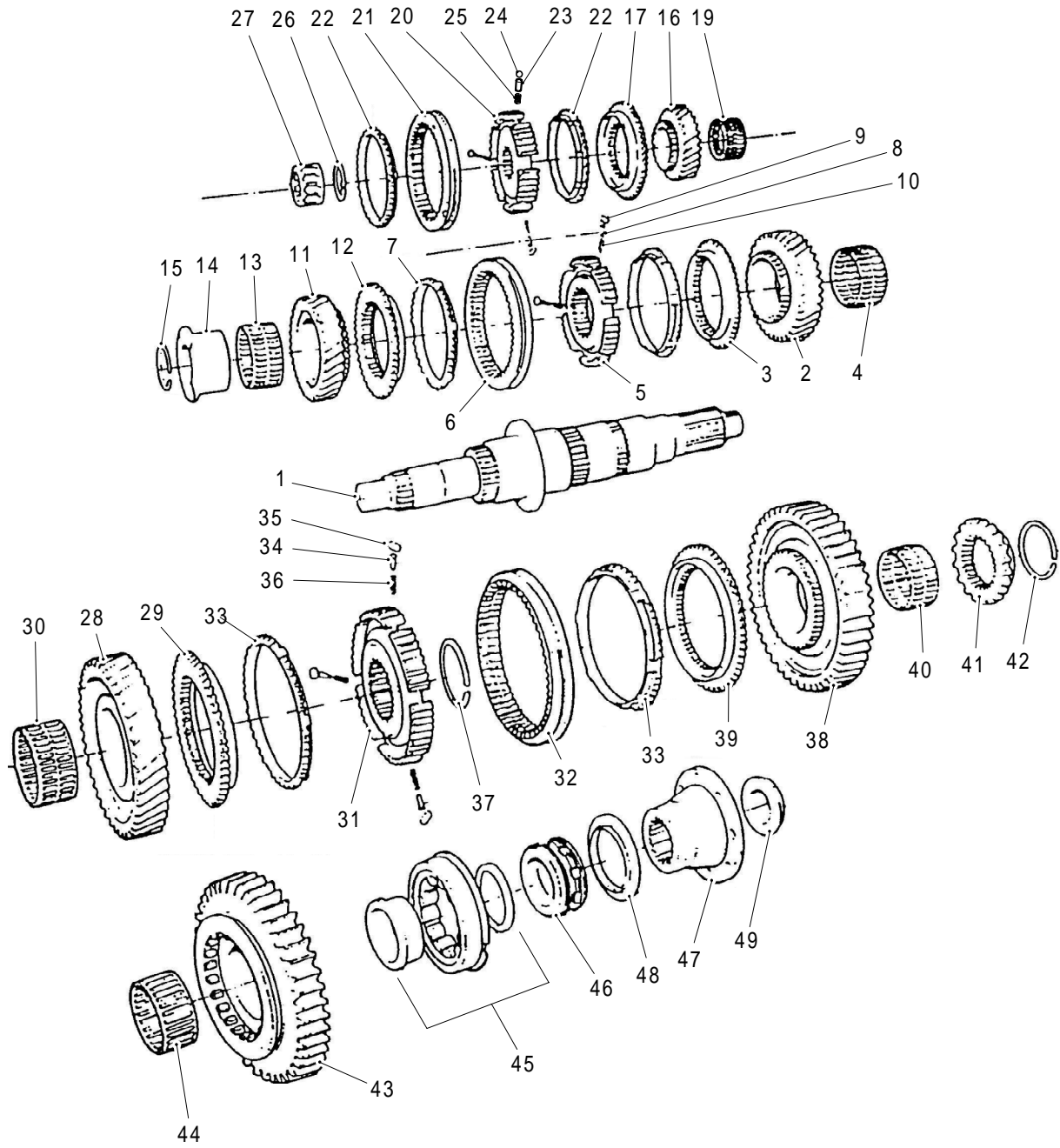


MDL10-072

Fig 4.4 Mainshaft Assembly, Transmission 4200



Fig 4.4 Item	Item Name And Description	Part No.	Qty	Remarks
	MAINSHAFT ASSEMBLY, TRANSMISSION 4200			
1	MAINSHAFT 4106	8876605	1	
2	MAINSHAFT, GEAR, 3 RD	8876396	1	
3	SYNCHRO FLANGE, 3 RD /4 TH	8877316	1	
4	NEEDLE ROLLER BEARING	X8872236	1	
5	FIXED HUB, 3 RD /4 TH	8875128	1	
6	SLIDING SLEEVE, 3 RD /4 TH	8875374	1	
7	SYNCHRO RING	8877313	2	
8	PLUNGER	8870352	3	
9	ROLLER	X8870356	3	
10	SPRING, SYNCHRO	8870444	3	
11	MAINSHAFT, GEAR, 4 TH	8873636	1	
12	SYNCHRO FLANGE, 3 RD /4 TH	8877316	1	
13	NEEDLE ROLLER BEARING	X8872233	1	
14	MAINSHAFT, BEARING SLEEVE, 4 TH	8875178	1	
15	CIRCLIP, 2.0MM	X8870536	1	
16	MAINSHAFT, GEAR, 5 TH	8873631	1	
17	SYNCHRO FLANGE, 5 TH /6 TH	8877317	1	
NI 18	LOCTITE 648	X14185	A/R	
19	NEEDLE ROLLER BEARING	X8870180	1	
20	FIXED HUB, 5 TH /6 TH	8875127	1	
21	SLIDING SLEEVE, 5 TH /6 TH	8875375	1	
22	SYNCHRO RING	8877314	2	
23	PLUNGER	8870352	3	
24	ROLLER	X8870356	3	
25	SPRING SYNCHRO	8870444	3	
26	GRADED CIRCLIP PACK	U8877531	1	
27	NEEDLE ROLLER BEARING	X8870305	1	
28	GEAR, 2 ND	8872217	1	
29	SYNCHRO FLANGE, 1 ST /2 ND	8877315	1	
30	NEEDLE ROLLER BEARING	X8872236	1	
31	FIXED HUB, 1 ST /2 ND	8875129	1	
32	SLIDING SLEEVE, 1 ST /2 ND	8875373	1	
33	SYNCHRO RING	8877440	2	
34	PLUNGER	8870352	3	
35	ROLLER	X8870356	3	
36	SPRING SYNCHRO	8870444	3	
37	GRADED CIRCLIP PACK	U8876620	1	
38	GEAR, MAINSHAFT, 1 ST	8876603	1	
39	SYNCHRO FLANGE, 1 ST /2 ND	8877315	1	
40	NEEDLE ROLLER BEARING	X8870177	1	

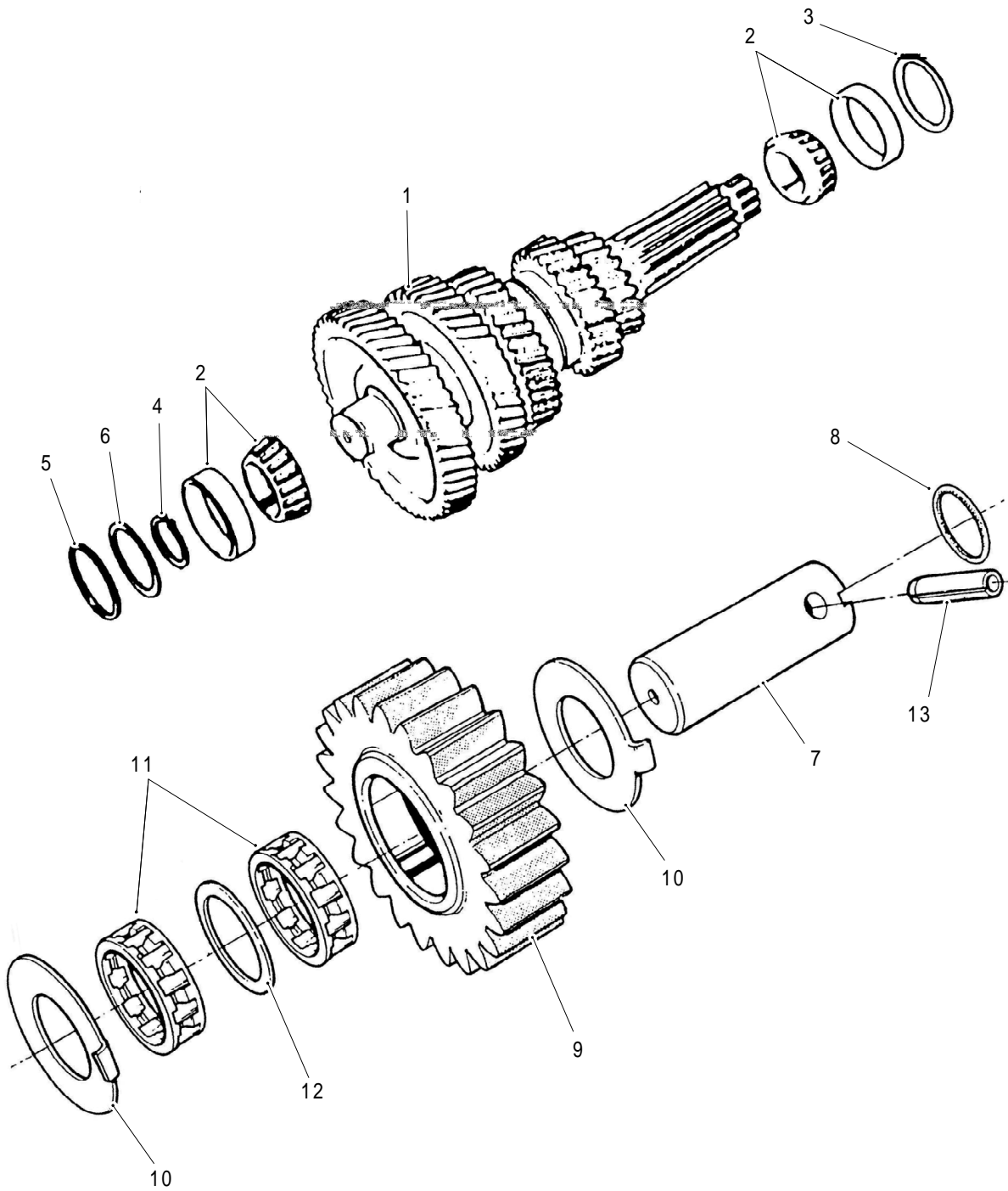


MDL10-072

Fig 4.4 Mainshaft Assembly, Transmission 4200



Fig 4.4 Item	Item Name And Description	Part No.	Qty	Remarks
	MAINSHAFT ASSEMBLY, TRANSMISSION 4200			
41	FIXED HUB, REVERSE	8876602	1	
42	GRADED CIRCLIP PACK	U8877532	1	
43	MAINSHAFT GEAR, REVERSE	8872013	1	
44	NEEDLE ROLLER BEARING	X8870178	1	
45	ROLLER BEARING	X8877197	1	
46	ROTOR, SPEEDO	8875385	1	
47	COUPLING FLANGE, DIN 150	8873562	1	
48	GRIT SHIELD	8870572	1	
49	NUT, NYLOC, M33	X8870564	1	

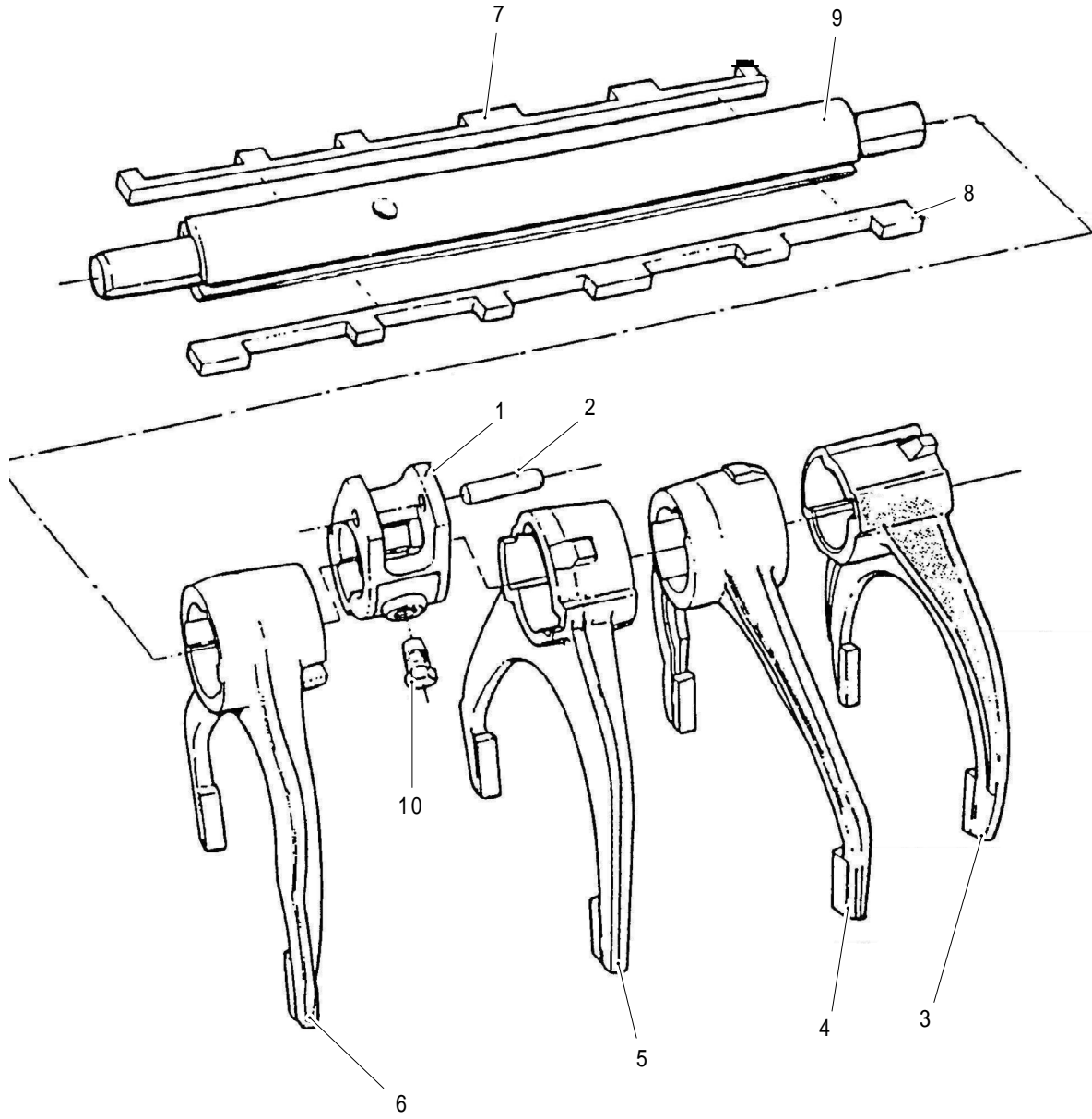


MDL10-073

Fig 4.5 Countershaft and Reverse Idler Gear Assembly, Transmission 4200



Fig 4.5 Item	Item Name And Description	Part No.	Qty	Remarks
	COUNTERSHAFT AND REVERSE IDLER GEAR ASSEMBLY, TRANSMISSION 4200			
1	COUNTERSHAFT 'B' RATIO	U8873641	1	
2	TAPER ROLLER BEARING	X8875587	2	
3	DISTANCE PIECE	8872210	1	
4A	CIRCLIP, 2.12MM	X8870370	1	}
4B	CIRCLIP, 2.07MM	X8870371	1	
4C	CIRCLIP, 2.02MM	X8870372	1	
4D	CIRCLIP, 1.97MM	X8871536	1	
4E	CIRCLIP, 1.92MM	X8871537	1	
4F	CIRCLIP, 1.87MM	X8871538	1	
4G	CIRCLIP, 1.82MM	X8871539	1	
4H	CIRCLIP, 1.77MM	X8871540	1	
5	SPACER, 2.5/2.3MM	8875879	1	
6A	SHIM, 0.051MM	F88891	1	}
6B	SHIM, 0.127MM	F88892	1	
6C	SHIM, 0.254MM	F88893	1	
6D	SHIM, 0.510MM	F88894	1	
7	REVERSE IDLER SHAFT	8871569	1	
8	'O' RING	X8870744	1	
9	REVERSE IDLER GEAR	8872173	1	
10	THRUST WASHER	8870343	2	
11	NEEDLE ROLLER BEARING	X8872478	2	
12	SPACER	8872479	1	
13	PIN	X8873729	1	

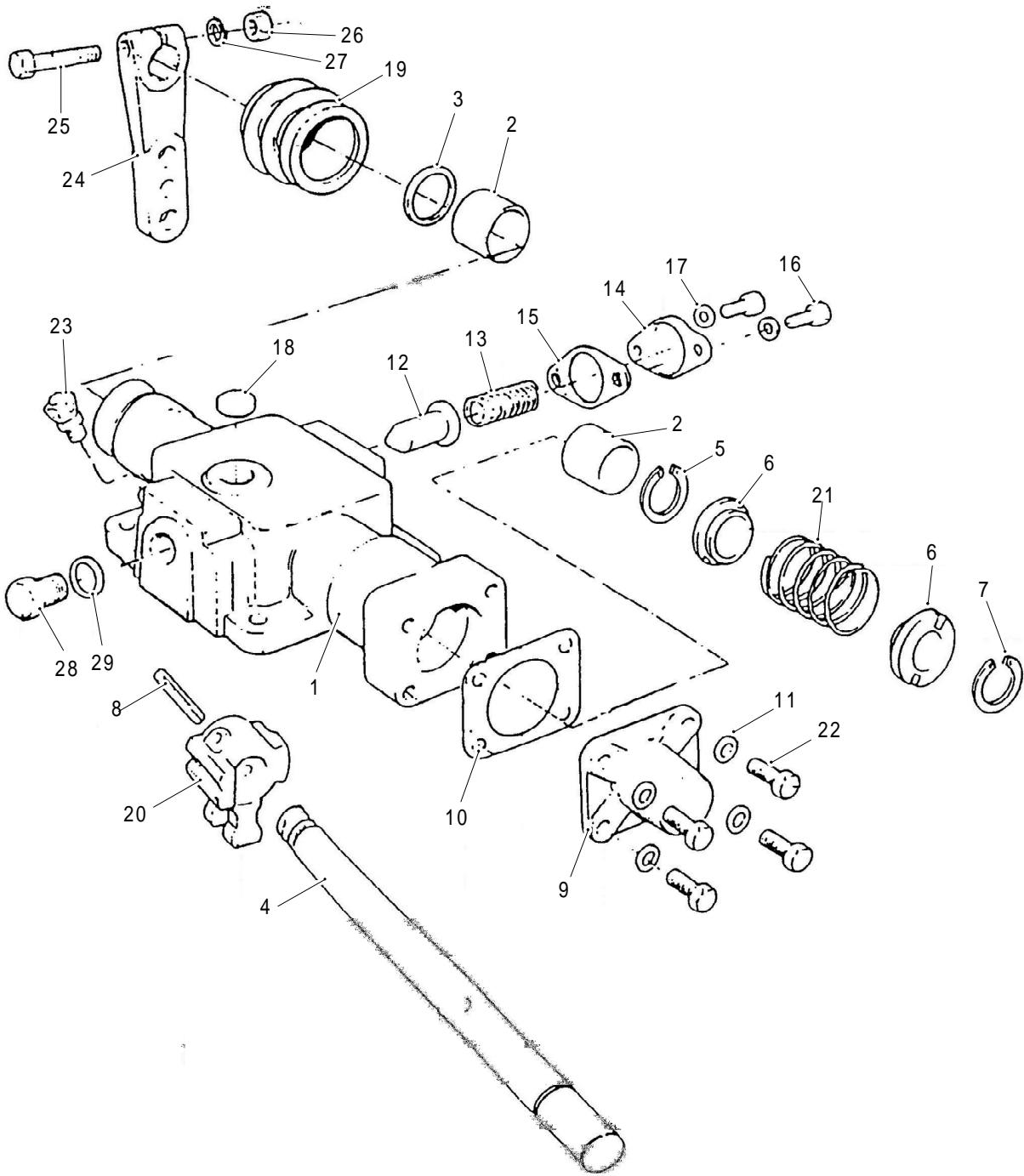


MDL10-074

Fig 4.6 Selector Forks, Transmission 4200



Fig 4.6 Item	Item Name And Description	Part No.	Qty	Remarks
	SELECTOR FORKS, TRANSMISSION 4200			
1	SELECTOR BLOCK	8874755	1	
2	PIN	X8870277	1	
3	SHIFT FORK, REVERSE	8875503	1	
4	SHIFT FORK, 1 ST /2 ND	8875502	1	
5	SHIFT FORK, 3 RD /4 TH	8875501	1	
6	SHIFT FORK, 5 TH /6 TH	8875500	1	
7	SELECTOR KEY	8876394	1	
8	INTERLOCK KEY	8876395	1	
9	SELECTOR SHAFT	8874835	1	
10	SET SCREW M10 X 23	8873691	1	

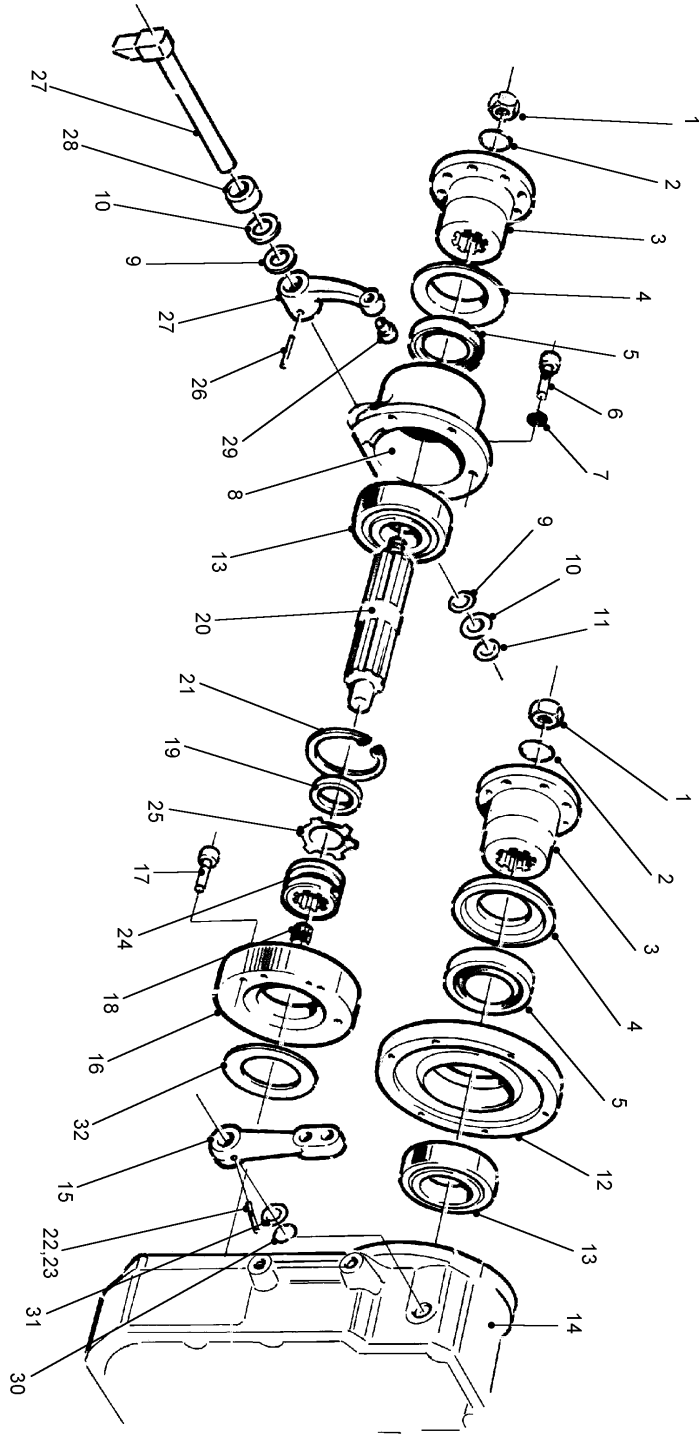


MDL10-075

Fig 4.7 Remote Control Assembly, Transmission 4200



Fig 4.7 Item	Item Name And Description	Part No.	Qty	Remarks
	REMOTE CONTROL ASSEMBLY, TRANSMISSION 4200			
1	HOUSING, R.H. HORIZONTAL	8874741	1	
2	BUSH	X8871377	2	
3	OIL SEAL	X8871394	1	
4	CROSS SHAFT	8874762	1	
5	CIRCLIP	X8874450	1	
6	SPRING RETAINER	8876566	2	
7	CIRCLIP	X8874450	1	
8	GROOVED PIN	X8871378	1	
9	END COVER	8876041	1	
10	GASKET	8873734	1	
11	WASHER, SPRING, M8	DMX-3-0801	4	
12	PLUNGER, REVERSE	8875415	1	
13	SPRING, REVERSE, DETENT	8871098	1	
14	DETENT COVER	8870259	1	
15	GASKET, DETENT COVER	8870590	1	
16	SCREW, M8 X 14	DMX-8-0801	2	
17	WASHER, SPRING, M8	DMX-3-0801	2	
18	PLUG	X8871486	1	
19	BOOT	X8875259	1	
20	INNER STRIKING LEVER	8877658	1	
21	SPRING	8871395	1	
22	SCREW, M8 X 25	DMX-8-0803	4	
23	BREATHER	X2014210	1	
24	OUTER LEVER	D8876046	1	
25	BOLT, M10 X 50	DMX-8-1007	1	
26	NUT, M10	DMX-9-1001	1	
27	WASHER, M10	DMX-3-1001	1	
28	PLUG	88715002	1	
29	WASHER, NEUTRAL SWITCH	X8875279	1	

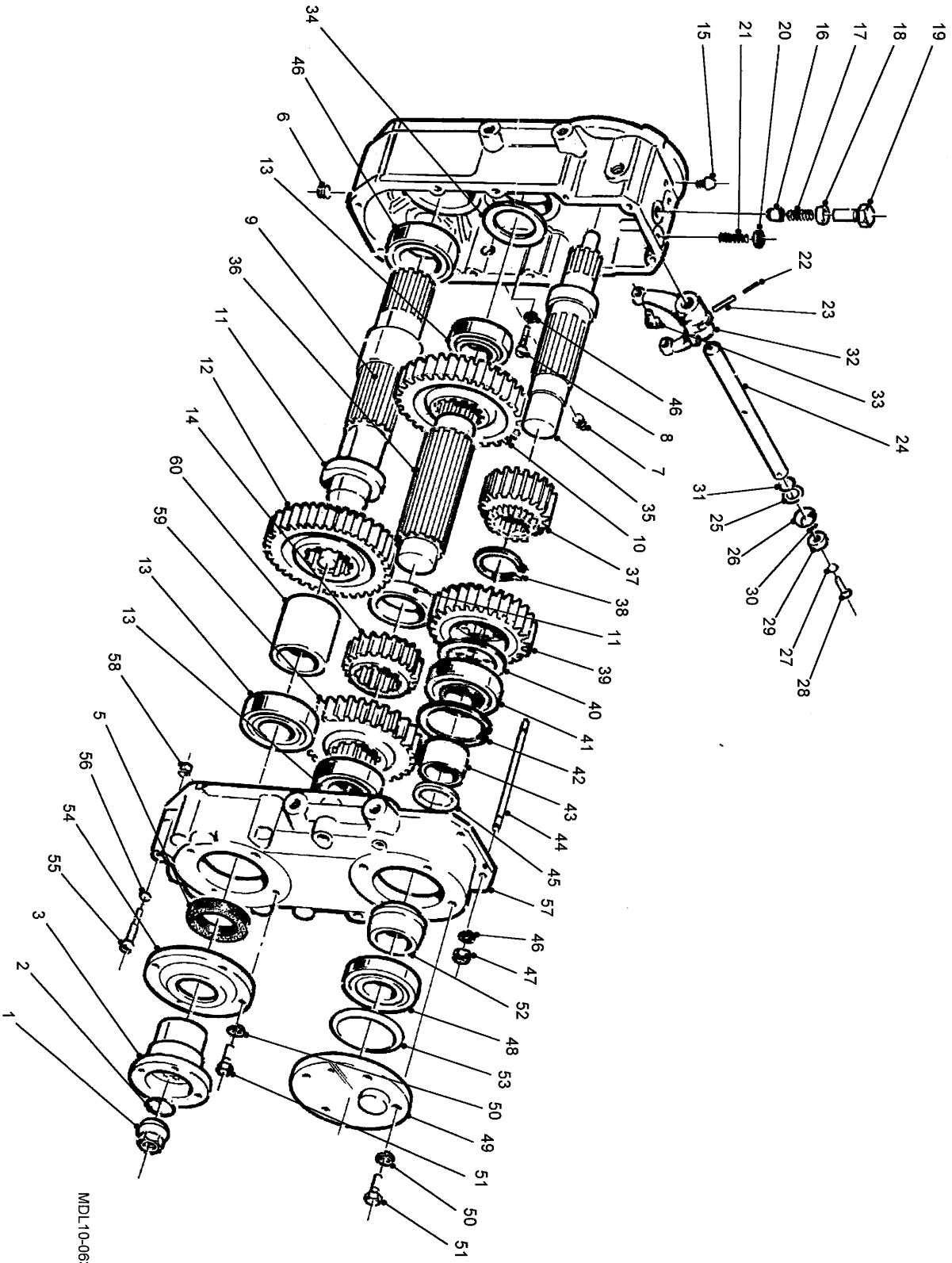


MDL10-062

Fig 4.8 Transfer Box - Front Output, Transmission 4200



Fig 4.8 Item	Item Name And Description	Part No.	Qty	Remarks
	TRANSFER BOX - FRONT OUTPUT, TRANSMISSION 4200			
1	NUT	CH460025	1	
2	'O' RING	CH460033	1	
3	FLANGE	CH460032	2	
4	COVERPLATE	CH460034	1	
5	SEAL	CH460017	1	
6	BOLT, HEX HD	CH460035	5	
7	WASHER, SPRING	CH460036	5	
8	COVER	CH460037	1	
9	'O' RING	CH460038	2	
10	SHIM	CH460039	2	
11	CIRCLIP	CH460040	1	
12	COVER	CH460041	1	
13	BEARING, BALL	CH460018	1	
14	COVER	CH460042	1	
15	LEVER	CH460043	1	
16	COVER	CH460044	1	
17	BOLT, CYLINDER	CH460026	4	
18	BEARING, NEEDLE	CH460045	1	
19	SPACER	CH460046	1	
20	INPUT SHAFT	CH460047	1	
21	CIRCLIP	CH460045	1	
22	ROLL PIN	CH460048	2	
23	ROLL PIN	CH460049	2	
24	CHANGE SELECTOR	CH460050	1	
25	CIRCLIP	CH460051	1	
26	DOWEL	CH460052	1	
27	LEVER	CH460053	1	
28	SPACER	CH460054	1	
29	SLIDING PIN	CH460056	1	
30	'O' RING	CH460057	2	
31	SHIM	CH460058	A/R	
32A	SHIM	CH460059	A/R	
32B	SHIM	CH460060	A/R	
32C	SHIM	CH460061	A/R	

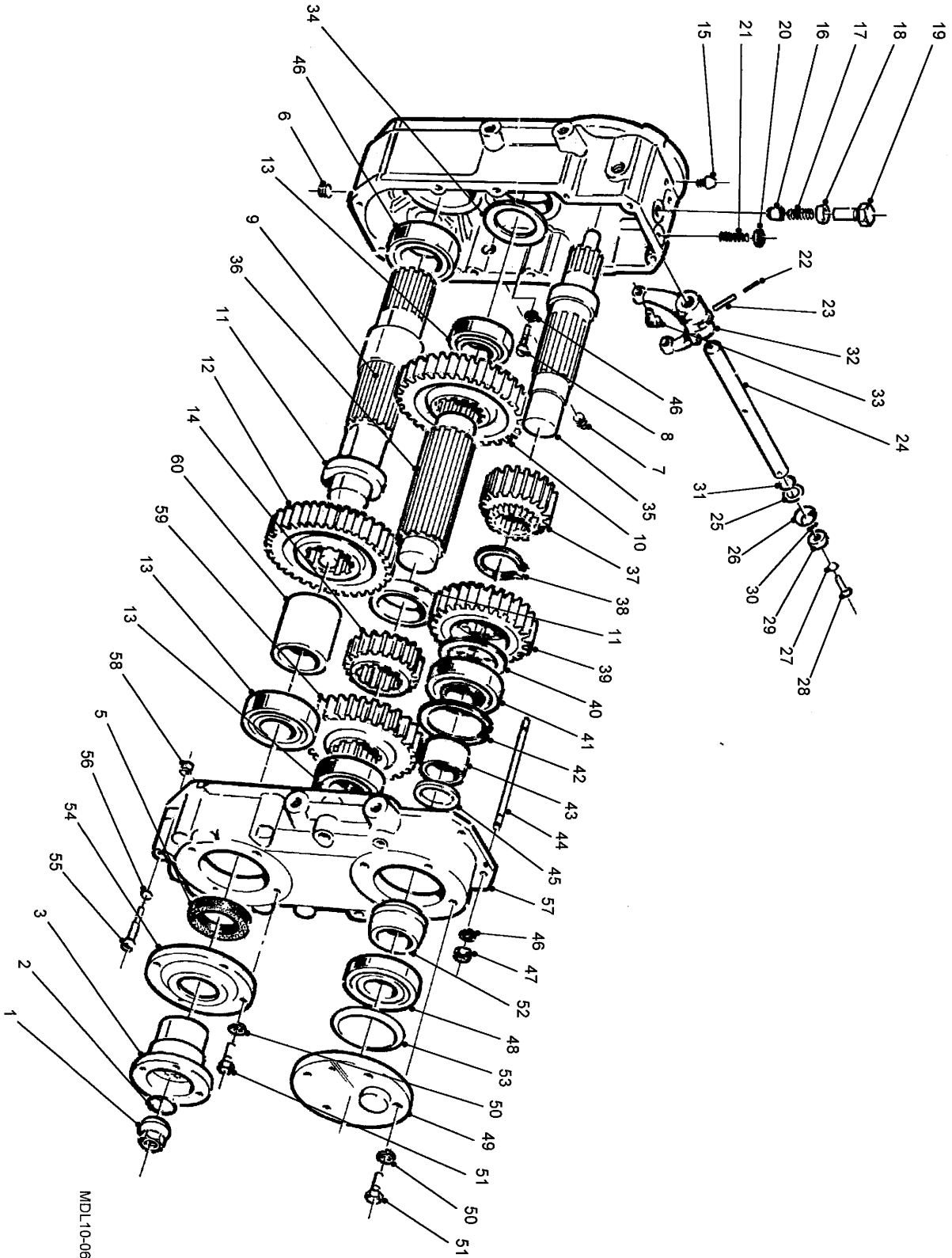


MIDL10-063

Fig 4.9 Transfer Box - Front Input, Transmission 4200



Fig 4.9 Item	Item Name And Description	Part No.	Qty	Remarks
	TRANSFER BOX - FRONT INPUT, TRANSMISSION 4200			
1	NUT	CH460025	1	
2	'O' RING	CH460033	1	
3	FLANGE	CH460032	2	
4				
5	SEAL	CH460017	1	
6	MAGNETIC PLUG	CH460004	1	
7	PLUG	CH460062	1	
8	BOLT	CH460063	4	
9	OUTPUT SHAFT	CH460064	1	
10	GEAR	CH460065	1	
11	SPACER	CH460022	2	
12	GEAR	CH460001	1	
13	ROLLER BEARING	CH460111	3	
14	GEAR	CH460020	1	
15	COVER	CH460003	1	
16	PUSHER	CH460027	1	
17	SPRING	CH460028	1	
18	SPACER	CH460029	1	
19	BOLT	CH460030	1	
20	NUT	CH460066	2	
21	GRUB BOLT	CH460031	2	
22	ROLL PIN	CH460048	2	
23	ROLL PIN	CH460049	2	
24	PIN	CH460067	1	
25	SPACER	CH460068	1	
26	SPRING	CH460069	1	
27	WASHER	CH460070	1	
28	BOLT	CH460071	1	
29	SPACER	CH460055	1	
30A	SHIM	CH460072	1	} As required
30B	SHIM	CH460073	1	
30C	SHIM	CH460074	1	
31	'O' RING	CH460057	1	
32	SELECTOR FORK	CH460024	1	
33	SLIDING PIN	CH460023	2	
34A	SHIM	CH460059	2	} As required
34B	SHIM	CH460060	2	
34C	SHIM	CH460061	2	
35	INPUT SHAFT	CH460016	1	
36	SHAFT	CH460015	1	

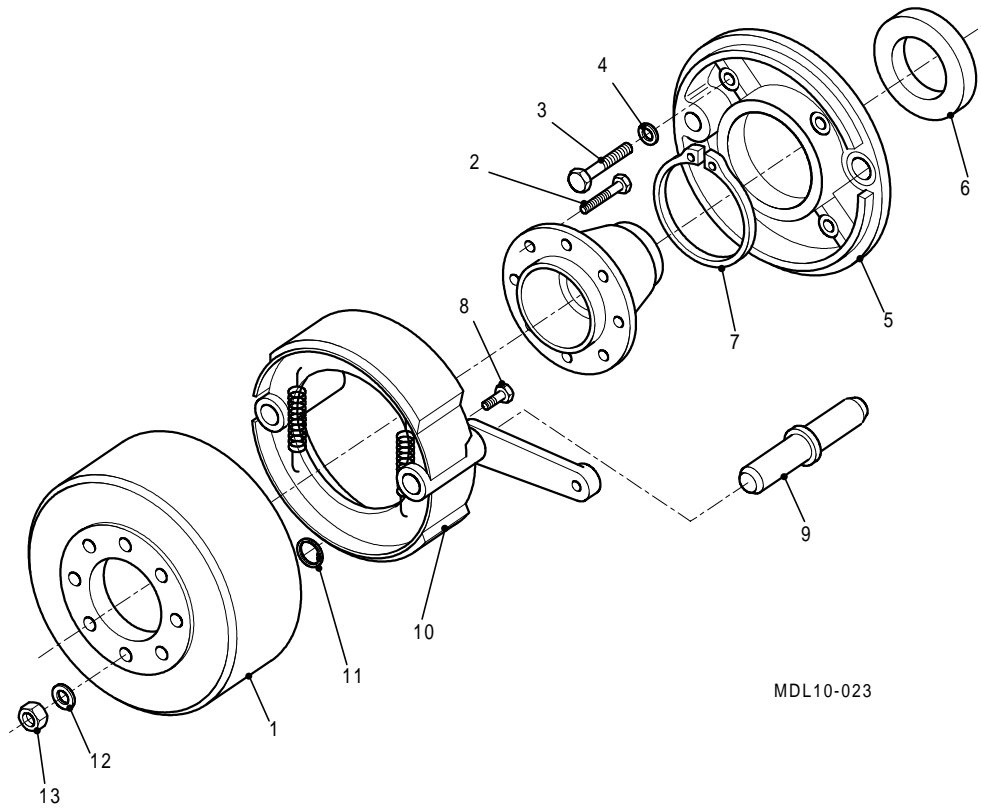


MDL10-063

Fig 4.9 Transfer Box - Front Input, Transmission 4200



Fig 4.9 Item	Item Name And Description	Part No.	Qty	Remarks
	TRANSFER BOX - FRONT INPUT, TRANSMISSION 4200 (CONT)			
37	GEAR	CH460014	1	
38	CIRCLIP	CH460013	1	
39	GEAR	CH460012	1	
40	SHIM	CH460011	1	
41	BEARING BALL	CH460010	1	
42	CIRCLIP	CH460005	1	
43	INNER RACE	CH460009	1	
44	STUD	CH460075	2	
45	SHIM	CH460008	1	
46	WASHER	CH460076	6	
47	NUT	CH460077	2	
48	BEARING, BALL	CH460006	1	
49	COVER	CH460078	1	
50	WASHER	CH460079	4	
51	BOLT	CH460080	4	
52	REDUCTION BUSHING	CH460007	1	
53A	SHIM	CH460081	1	} As required
53B	SHIM	CH460082	1	
53C	SHIM	CH460083	1	
54	COVER	CH460084	1	
55	BOLT	CH460085	10	
56	WASHER	CH460086	10	
57	HOUSING	CH460087	1	
58	REDUCTION BUSHING	CH460088	2	
59	GEAR	CH460019	1	
60	SPACER	CH460089	1	

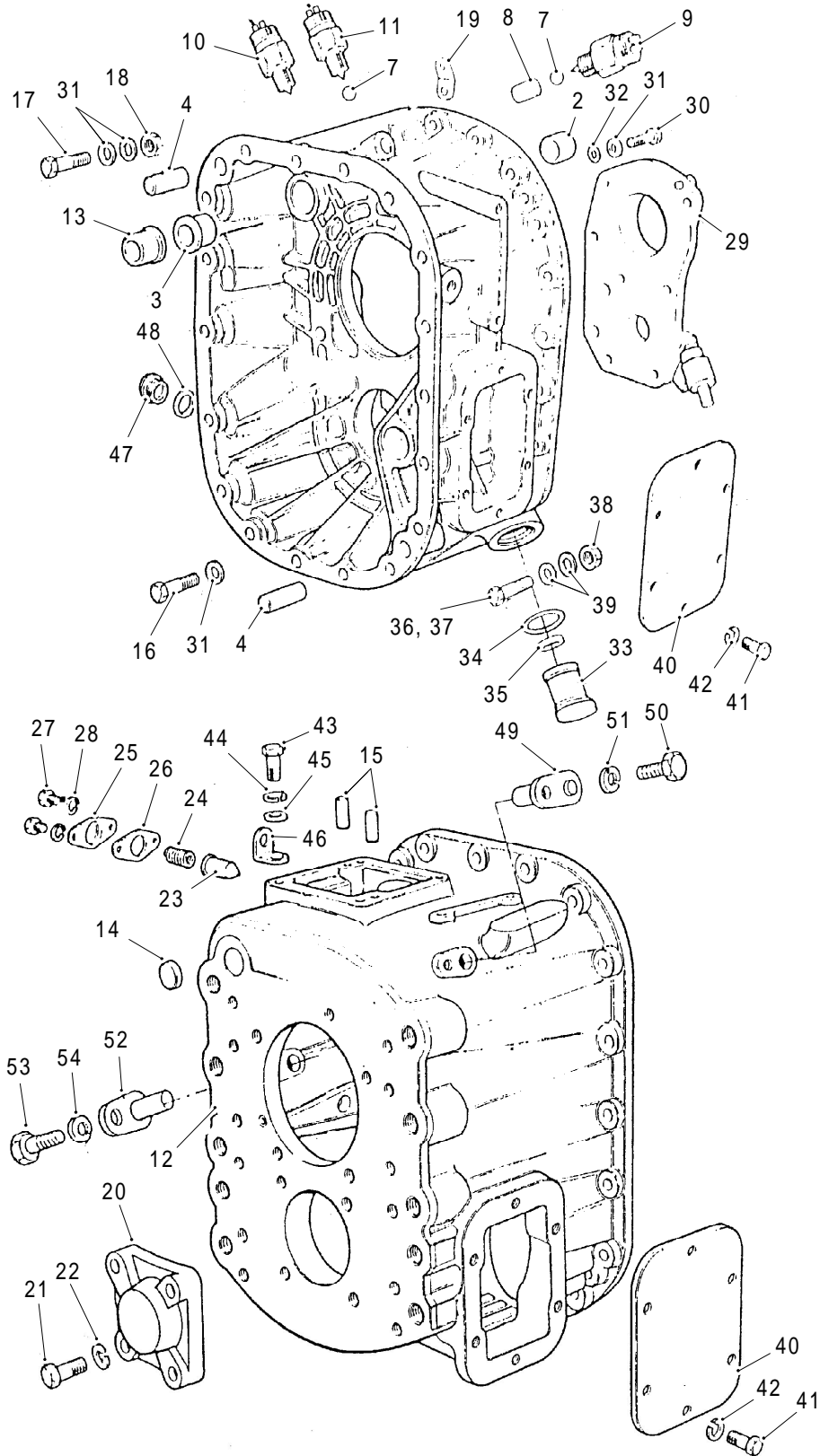


MDL10-023

Fig 4.10 Park Brake - Transmission 4200



Fig 4.10 Item	Item Name And Description	Part No.	Qty	Remarks
	PARK BRAKE - TRANSMISSION 4200			
1	BRAKE DRUM	CH460091	1	
2	BOLT, HEX HD	CH460092	8	
3	BOLT, HEX HD	CH460093	4	
4	WASHER, SPRING	CH460079	4	
5	COVER	CH460094	1	
6	SEAL	CH460090	1	
7	CIRCLIP	CH460095	1	
8	BOLT, COUNTERSUNK	CH460096	2	
9	PIN	CH460097	1	
10	BRAKE SHOES (LY-460100)	CH460098	2	
11	CIRCLIP	CH460099	2	
12	WASHER, SPRING	CH460036	8	
13	NUT	CH460066	8	

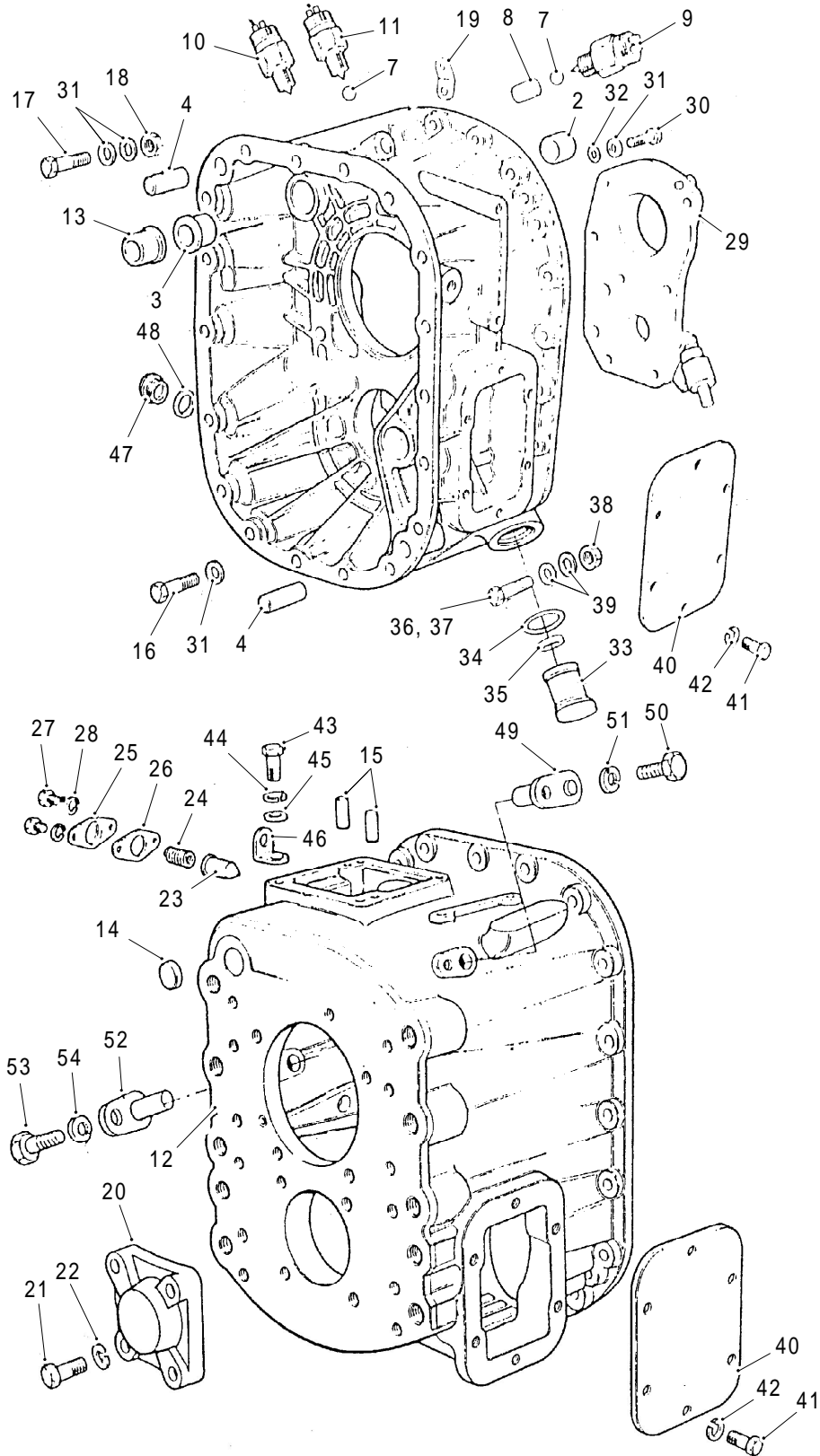


MDL10-076

Fig 4.11 Transmission Case Assembly, Transmission 6200



Fig 4.11 Item	Item Name And Description	Part No.	Qty	Remarks
	TRANSMISSION CASE ASSEMBLY, TRANSMISSION 6200			
1A	INTERMEDIATE CASE, VERTICAL	8874143	1	
1B	INTERMEDIATE CASE, OIL COOLER	8875304	1	
1C	INTERMEDIATE CASE, HORIZONTAL	8874144	1	
2	BUSH	X8871377	1	
3	BUSH	8872445	1	
4	DOWEL	X8870543	2	
NI 5	PLUG, M16 X 1.5	X8871502	2	
NI 6	WASHER	X8875279	2	
7	DETENT, BALL	X8870711	2	
8	PIN, INTERLOCK	8875267	1	
9	SWITCH, RANGE	X8870385	1	
10	SWITCH, REVERSE	X8870385	1	
11	SWITCH, NEUTRAL	X8870386	1	
12	FRONT CASE ASSEMBLY	-	1	
13	BUSH	8872445	1	
14	PLUG	8870278	1	
15	DOWEL	X8870542	2	
16	BOLT, M10 X 40	MX-8-1004	4	
17	BOLT, M10 X 55	MX-8-1005	14	
18	NUT, M10 X 1.5	MX-9-1001	14	
19	LIFTING EYE	8874026	1	
20	BEARING COVER	8874964	1	
21	SCREW, M12 X 25	MX-8-1209	4	
22	WASHER, SPRING, M12	MX-3-1201	4	
23	PLUNGER	8873654	1	
24	SPRING	-	1	
25	COVER	8870259	1	
26	GASKET	8870590	1	
27	SCREW, M8 X 14	MX-8-0801	2	
28	WASHER, SPRING, M8	MX-3-0801	2	
29	OIL PUMP ASSEMBLY	U8875469	1	
30	BOLT, M10 X 30	MX-8-1006	8	
31	WASHER, SPRING, M10	MX-3-1001	8	
32	WASHER, PLAIN	X11245	8	
33	OIL STAINER ASSEMBLY	U8874845	1	
34	WASHER	X8875260	1	
35	SEAL	X8873572	1	
36	BOLT, M10 X 55	MX-8-1005	16	
37	BOLT, M10 C 60	MX-8-1013	1	
38	NUT, M10 X 1.5	MX-9-1001	17	

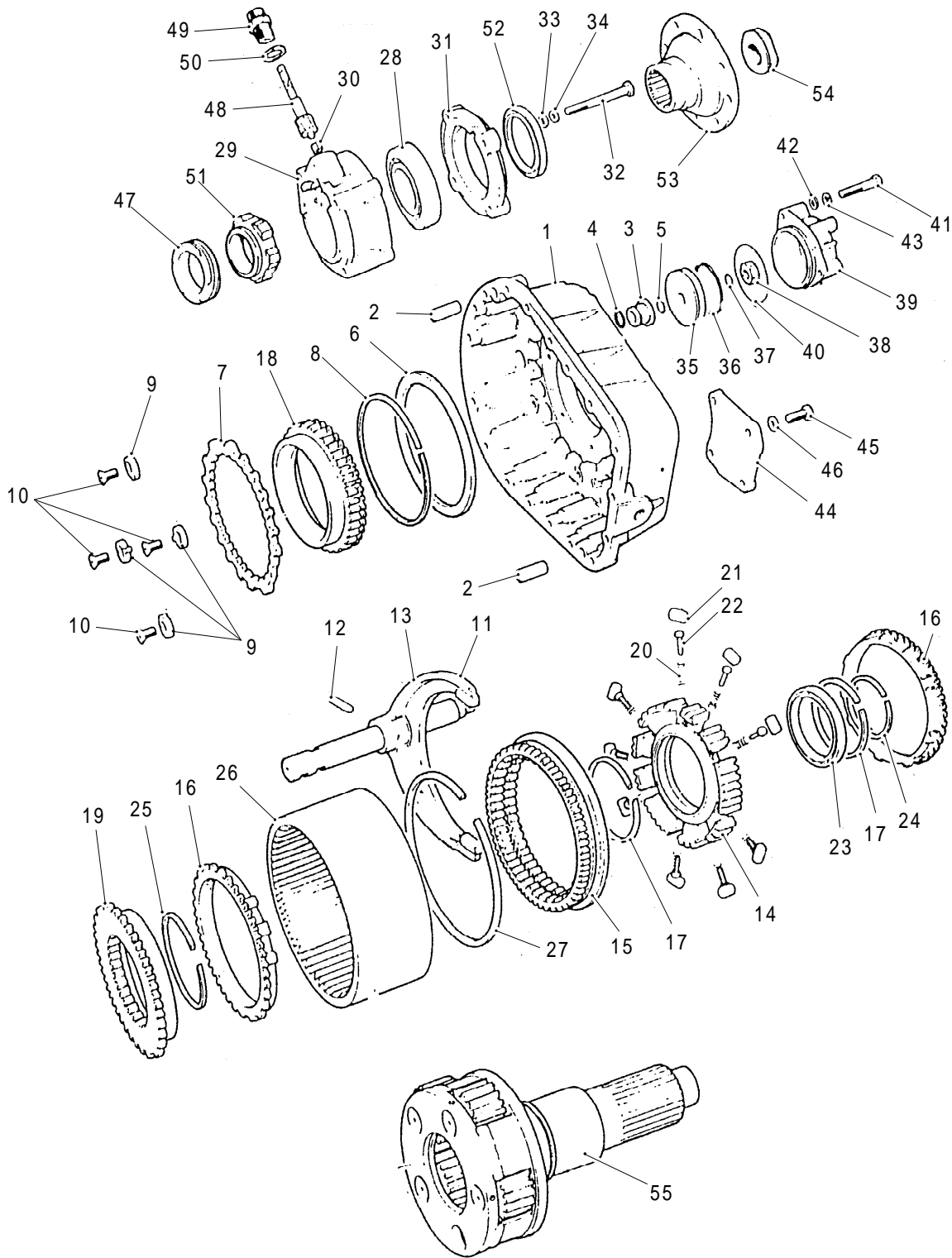


MDL10-076

Fig 4.11 Transmission Case Assembly, Transmission 6200



Fig 4.11 Item	Item Name And Description	Part No.	Qty	Remarks
	TRANSMISSION CASE ASSEMBLY TRANSMISSION 6200 (CONT)			
39	WASHER, M10	X11245	34	
40	COVER	2005144	2	
41	SCREW, M10 X 20	MX-8-1001	12	
42	WASHER, SPRING, M10	MX-3-1001	12	
43	SCREW, M10 X 35	MX-8-1003	4	
44	WASHER, SPRING, M10	MX-3-1001	4	
45	WASHER, PLAIN, M10	X11245	4	
46	LIFTING EYE	20815	1	
47	PLUG, M24	X8875854	1	
48	WASHER, M24	X8875238	1	
49	ROTATION PIN	8872917	2	
50	SCREW, M8 X 20	MX-8-0811	2	
51	WASHER, M8	MX-3-0801	2	

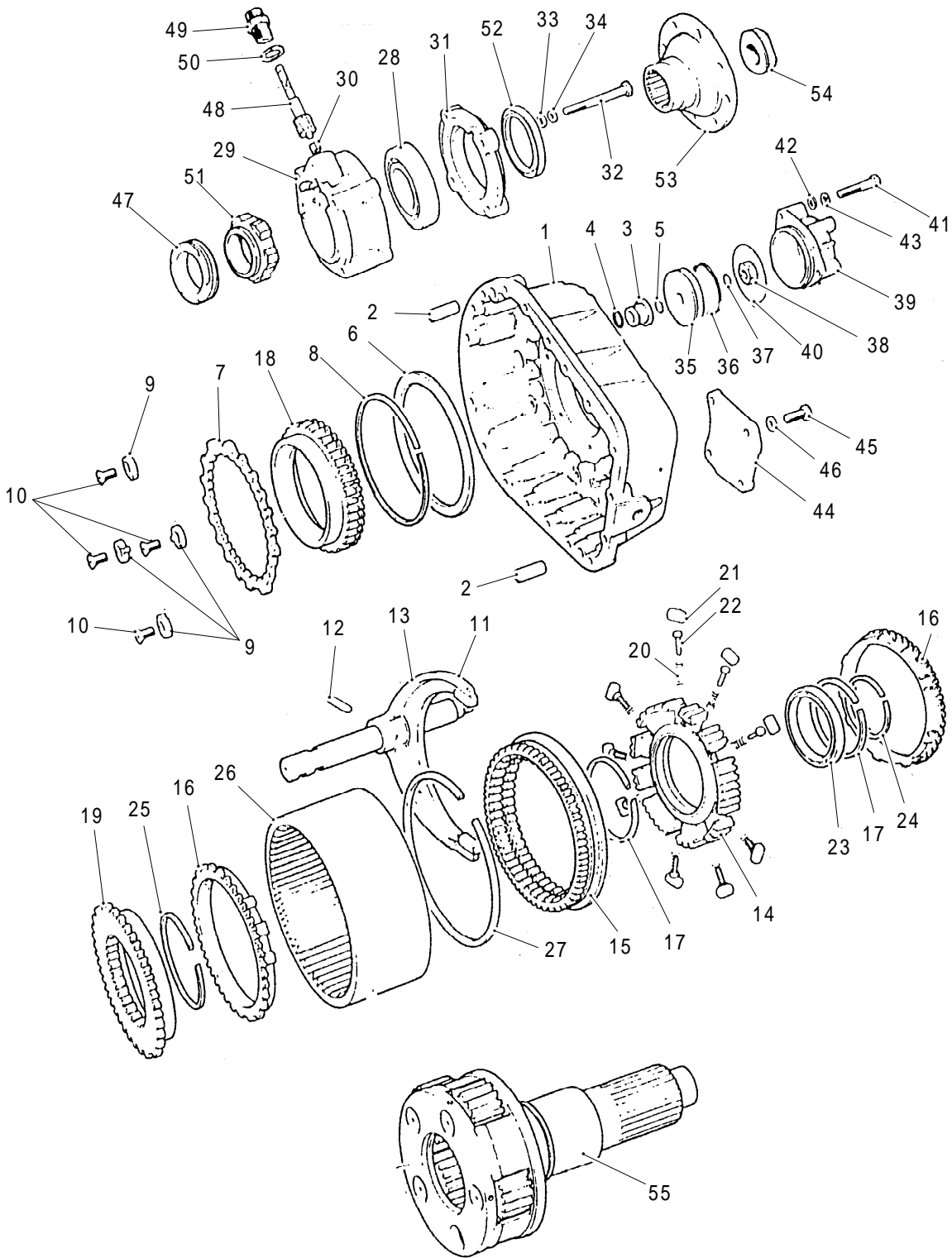


MDL10-078

Fig 4.12 Rear Case Assembly, Transmission 6200



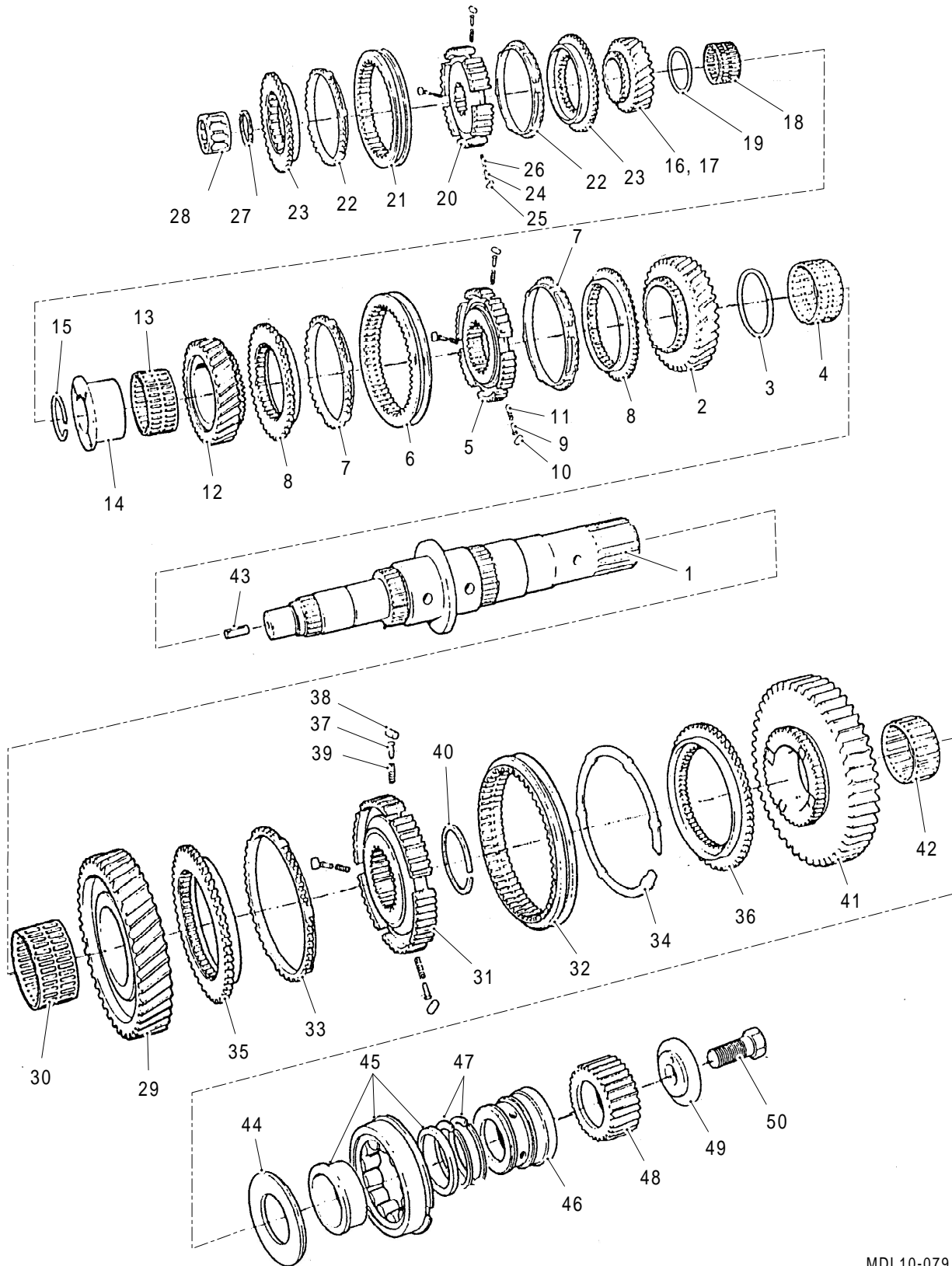
Fig 4.12 Item	Item Name And Description	Part No.	Qty	Remarks
	REAR CASE ASSEMBLY, TRANSMISSION 6200			
1	REAR CASE	8874367	1	
2	DOWEL, 16 DIA X 30	X8870543	2	
3	BUSH	8875293	1	
4	'O' RING	X8875292	1	
5	'O' RING	X8871258	1	
6	SPACER	8870808	1	
7	REACTION PLATE	8875646	1	
8	CIRCLIP	X8873993	1	
9	REACTION PLATE RETAINER	8870848	4	
10	SCREW, M8 X 20	MX-8-0806	4	
11	RANGE SHIFT FORK	8872737	1	
12	RANGE SHIFT ROD	8872626	1	
13	PIN, GROOVED	X8870726	1	
14	FIXED HUB, SYNCHRO RANGE	8875881	1	
15	SLIDING SLEEVE, RANGE	8873041	1	
16	SYNCHRO RING, RANGE	8875183	2	
17	CIRCLIP	X8870341	2	
18	SYNCHRO FLANGE, RANGE	8874037	1	
19	SYNCHRO FLANGE	8874923	1	
20	PLUNGER, SYNCHRO	8870352	9	
21	ROLLER, SYNCHRO	X8870355	9	
22	SPRING COMPRESSION	8870444	9	
23	BEARING, SYNCHRO HUB	X8870844	1	
24	CIRCLIP	X8870344	1	
25	CIRCLIP	X8870342	1	
26	GEAR, ANNULUS	8872680	1	
27	CIRCLIP	X8875296	1	
28	BEARING	X8872721	1	
29A	SPEEDO HOUSING, VERTICAL	8874560	1	
29B	SPEEDO HOUSING, HORIZONTAL	8874561	1	
30	BUSH	7992	1	
31	REAR COVER, OIL SEAL	8871992	1	
32	BOLT, M10 X 100	MX-8-1012	4	
33	WASHER, M10	X11245	4	
34	WASHER, SPRING, M10	MX-3-1001	4	
35	PISTON, RANGE	8875179	1	
36	'O' RING, RANGE PISTON	14344	1	
37	'O' RING, RANGE BAR	14345	1	
38	NUT, M16	MX-9-1602	1	
39	CYLINDER RANGE	8875430	1	



MDL10-078

Fig 4.12 Rear Case Assembly, Transmission 6200

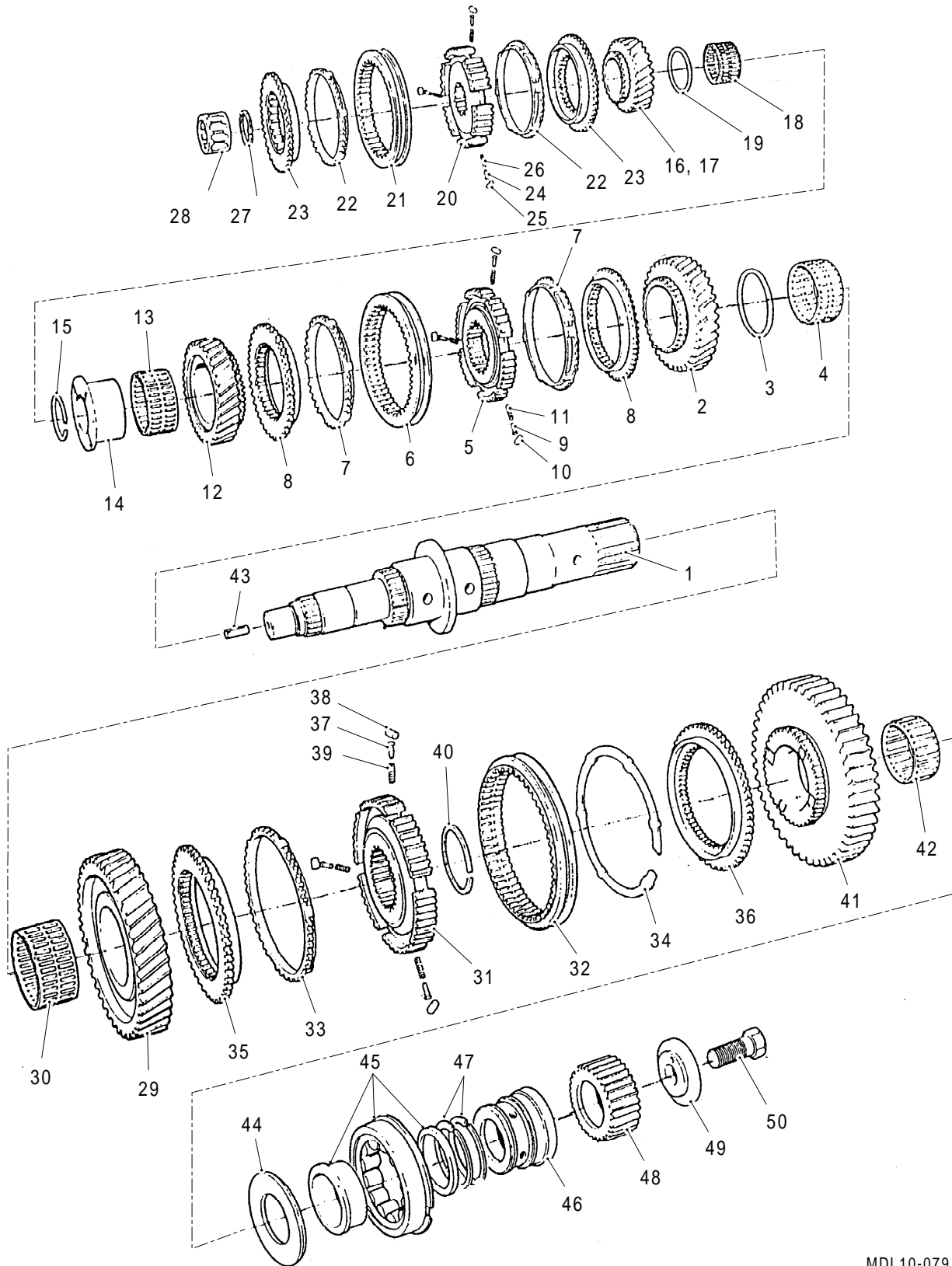
Fig 4.12 Item	Item Name And Description	Part No.	Qty	Remarks
	REAR CASE ASSEMBLY, TRANSMISSION 6200 (CONT)			
40	'O' RING, RANGE COVER	X8873008	1	
41	BOLT, M10 X 60	MX-8-1013	3	
42	WASHER, M10	X11245	3	
43	WASHER, SPRING, M10	MX-3-1001	3	
44	COVER, REAR PTO	8873917	1	
45	SCREW, M12 X 25	MX-8-1209	4	
46	WASHER, SPRING, M12	MX-3-1201	4	
47	GEAR, SPEEDO DRIVE	-	1	
48	PINION, SPEEDO	-	1	
49	ADAPTOR BUSH/OIL SEAL ASSEMBLY	U33009	1	
50	WASHER	X11603	1	
51	SPACER, ROTOR	8873918	1	
52	OIL SEAL	X8872722	1	
53	OUTPUT FLANGE/YOKE	-	1	
54	NUT, NYLOC, M39	X8870553	1	



MDL10-079

Fig 4.13 Mainshaft Assembly, Transmission 6200

Fig 4.13 Item	Item Name And Description	Part No.	Qty	Remarks
	MAINSHAFT ASSEMBLY, TRANSMISSION 6200			
1	MAINSHAFT	U8875877	1	
2	GEAR, MAINSHAFT, 1 ST	8873895	1	
3	SPACER, 1 ST GEAR	8872589	1	
4	NEEDLE ROLLER BEARING	X8872233	1	
5	FIXED HUB, 1 ST /2 ND	8875571	1	
6	SLIDING SLEEVE 1 ST /2 ND	8875377	1	
7	SYNCHRO RING	8875135	2	
8	SYNCHRO FLANGE 1 ST /2 ND	8871639	2	
9	PLUNGER, SYNCHRO	8870352	3	
10	ROLLER, SYNCHRO	X8870356	3	
11	SPRING, COMPRESSION	8870444	3	
12	GEAR, MAINSHAFT, 2 ND	8872582	1	
13	NEEDLE, ROLLER BEARING	X8872233	1	
14	BEARING SLEEVE, 2 ND GEAR	8875196	1	
15	CIRCLIP, 46 DIA X 2.00 MM	X8870536	1	
16	GEAR, MAINSHAFT, OVERDRIVE	8872590	1	
17	GEAR, MAINSHAFT, 3 RD	8872581	1	
18	NEEDLE ROLLER BEARING	X8870180	1	
19	SPACER, 3 RD GEAR	8872588	1	
20	FIXED HUB, 3 RD /4 TH	8875554	1	
21	SLIDING SLEEVE, 3 RD /4 TH	8875377	1	
22	SYNCHRO RING	8875135	2	
23	SYNCHRO FLANGE, 3 RD /4 TH	8871639	2	
24	PLUNGER, SYNCHRO	8870352	3	
25	ROLLER, SYNCHRO	X8870356	3	
26	SPRING, COMPRESSION	8870444	3	
27A	CIRCLIP, 40 DIA X 2.12 MM	X8870370	1	} As required
27B	CIRCLIP, 40 DIA X 2.07 MM	X8870371	1	
27C	CIRCLIP, 40 DIA X 2.02 MM	X8870372	1	
28	NEEDLE BEARING ROLLER	X8870305	1	
29	GEAR, MAINSHAFT, LOW	8873894	1	
30	NEEDLE ROLLER BEARING	X8872233	1	
31	FIXED HUB, LOW/REV	8875128	1	
32	SLIDING SLEEVE, LOW/REV	8875376	1	
33	SYNCHRO RING	8876105	1	
34	CIRCLIP, SYNCHRO	X8873994	1	
35	SYNCHRO FLANGE, LOW/REV	8876166	1	
36	SYNCHRO FLANGE, REVERSE	8870415	1	
37	PLUNGER SYNCHRO	8870352	3	
38	ROLLER, SYNCHRO	X8870356	3	

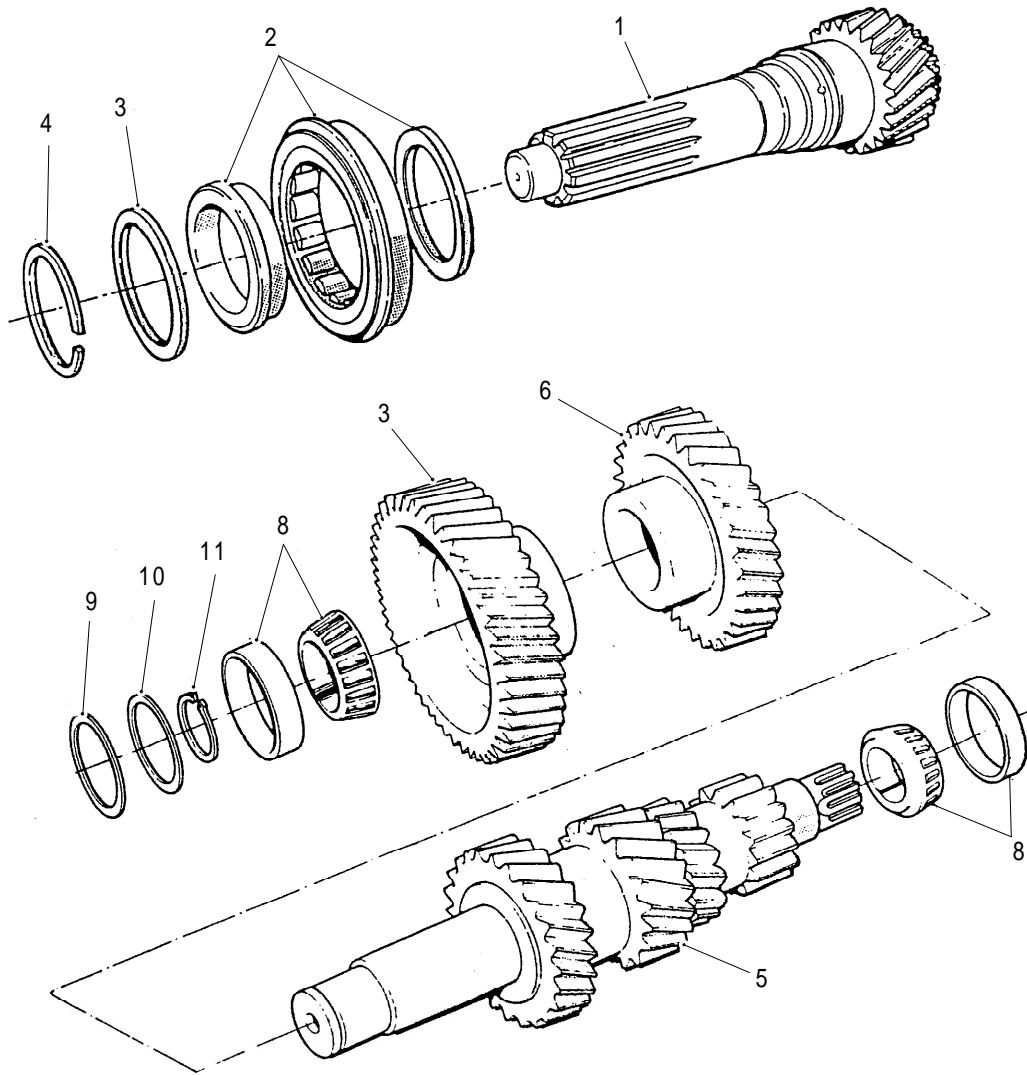


MDL10-079

Fig 4.13 Main Shaft Assembly, Transmission 6200



Fig 4.13 Item	Item Name And Description	Part No.	Qty	Remarks
	MAINSHAFT ASSEMBLY, TRANSMISSION 6200 (CONT)			
39	SPRING, COMPRESSION	8870444	3	} As required
40A	CIRCLIP, 60 DIA X 2.10 MM	X8870378	1	
40B	CIRCLIP, 60 DIA X 2.05 MM	X8870379	1	
40C	CIRCLIP, 60 DIA X 2.00 MM	X8870380	1	
41	GEAR, MAINSHAFT, REVERSE	8872585	1	
42	NEEDLE ROLLER BEARING	X8870178	1	
43	SPIROL PIN	X14851	1	
44	THRUST WASHER	8875027	1	
45	BEARING, OUTPUT	X8872239	1	
46	OIL MUFF	8872694	1	
47	SEALING RING	X8875532	2	
48	GEAR, SUN	8873748	1	
49	RETAINER, SUN, GEAR	19668	1	
50	SCREW, M16 X 45	X8870699	1	

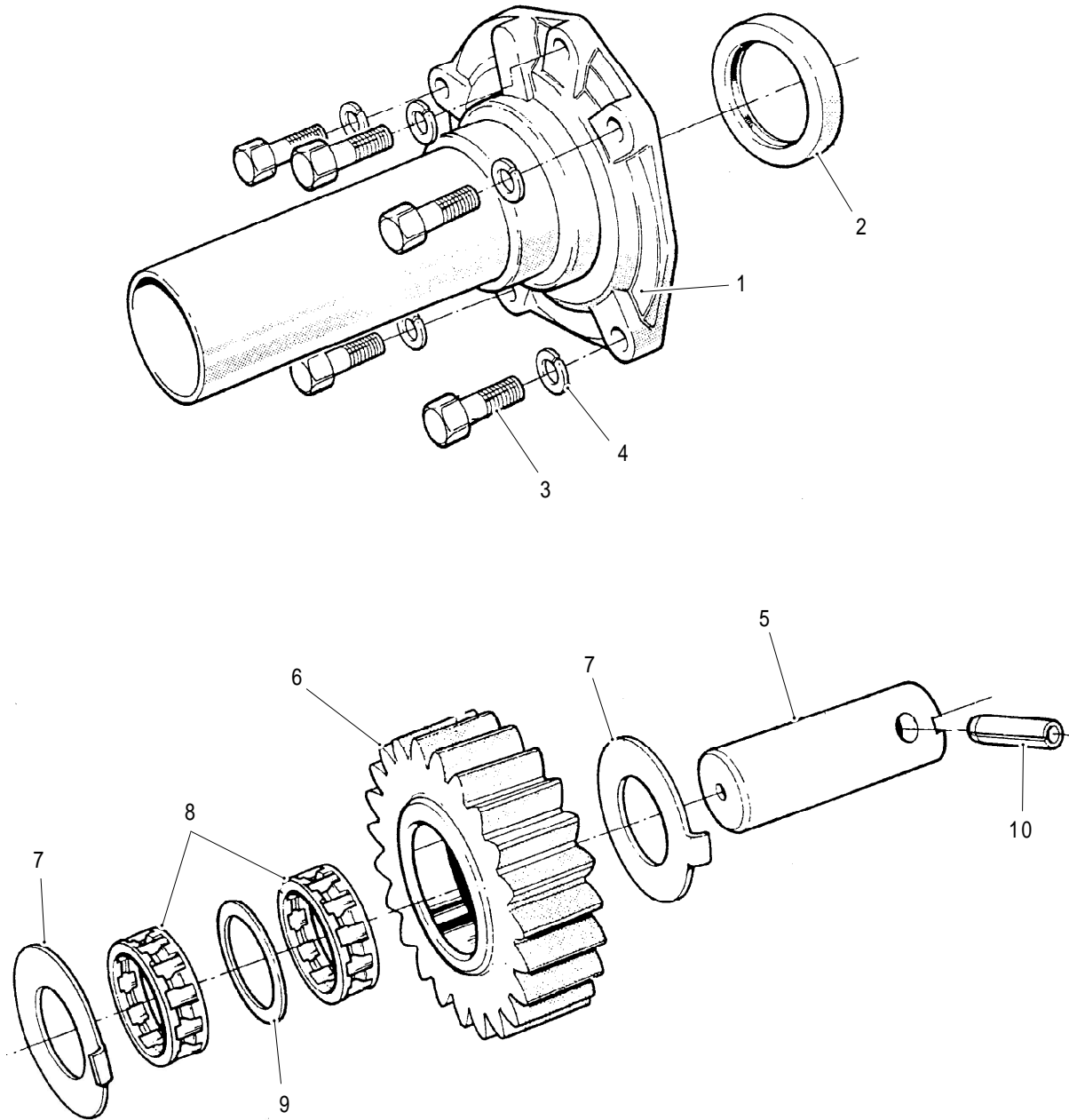


MDL10-081

Fig 4.14 Input and Layshaft Assembly, Transmission 6200



Fig 4.14 Item	Item Name And Description	Part No.	Qty	Remarks
	INPUT AND LAYSHAFT ASSEMBLY, TRANSMISSION 6200			
1	INPUT SHAFT	-	1	} As required
2	BEARING, INPUT SHAFT	X8872593	1	
3A	SPACER, 3.70MM	8872484	1	
3B	SPACER, 3.75MM	8872485	1	
3C	SPACER, 3.80MM	8872486	1	
3D	SPACER, 3.85MM	8872487	1	
3E	SPACER, 3.90MM	8872488	1	
3F	SPACER, 3.95MM	8872489	1	
4	CIRCLIP, 65MM	X8872472	1	
5	LAYSHAFT, DIRECT	8875077	1	
6	GEAR, LAYSHAFT DIRECT OVERDRIVE	8872579 8872580	1 1	
7	GEAR, LAYSHAFT DRIVE DIRECT OVERDRIVE	8872205 8872677	1 1	
8	BEARING, TAPER, ROLLER	X8872453	2	} As required
9	SPACER, 2.5/2.3MM	8875879	1	
10A	SHIM, 0.051MM	F88891	1	
10B	SHIM, 0.127MM	F88892	1	
10C	SHIM, 0.254MM	F88893	1	} As required
10D	SHIM, 0.510MM	F88894	1	
11A	CIRCLIP, 40D X 2.12MM	X8870370	1	
11B	CIRCLIP, 40D X 2.07MM	X8870371	1	
11C	CIRCLIP, 40D X 2.02MM	X8870372	1	
11D	CIRCLIP, 40D X 1.97MM	X8871536	1	
11E	CIRCLIP, 40D X 1.92MM	X8871537	1	
11F	CIRCLIP, 40D X 1.87MM	X8871538	1	
11G	CIRCLIP, 40D X 1.82MM	X8871539	1	} As required
11H	CIRCLIP, 40D X 1.77MM	X8871540	1	

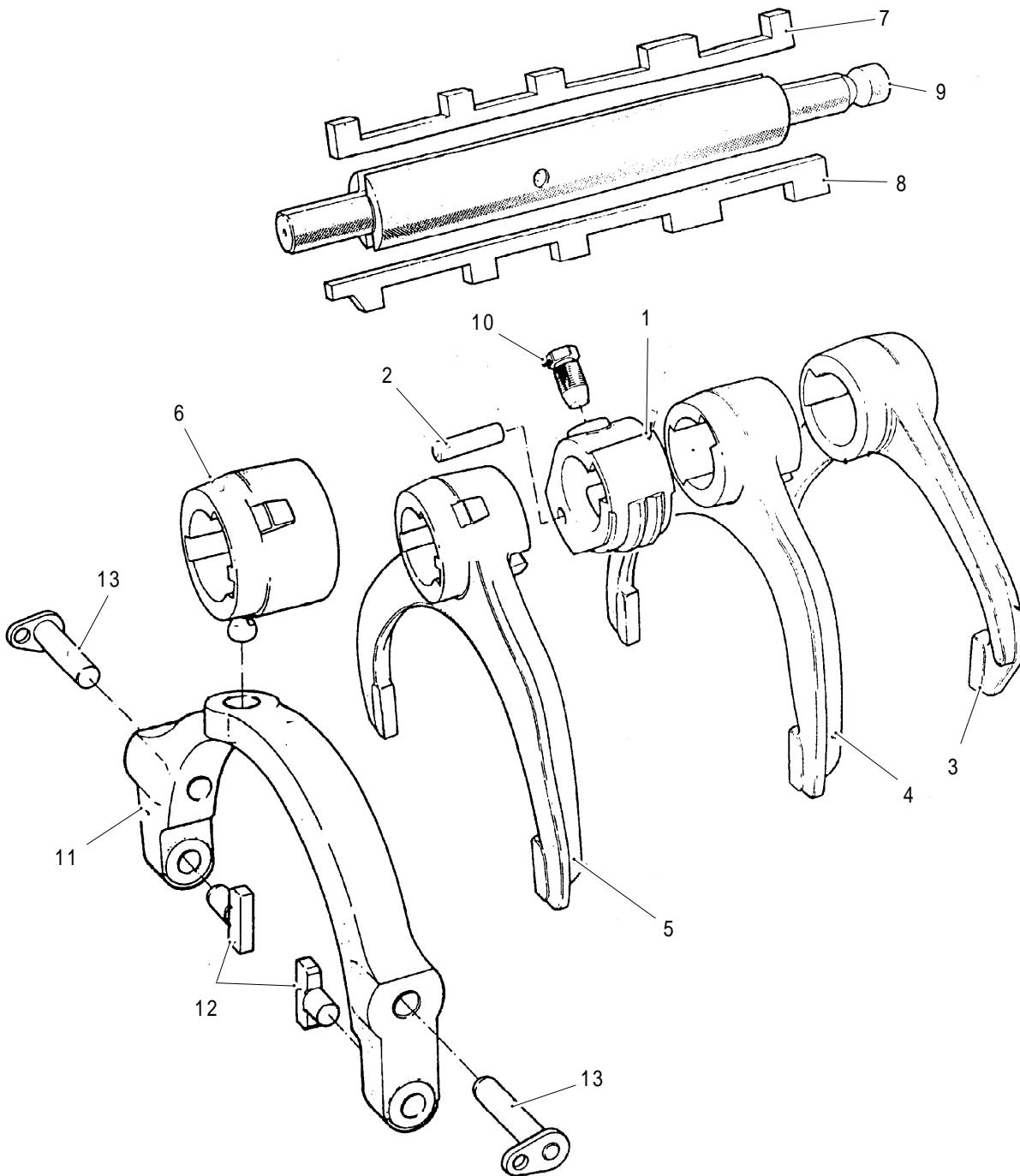


MDL10-083

Fig 4.15 Front Cover and Reverse Idler Gear Assembly, Transmission 6200



Fig 4.15 Item	Item Name And Description	Part No.	Qty	Remarks
	FRONT COVER AND REVERSE IDLER GEAR ASSEMBLY, TRANSMISSION 6200			
1	FRONT COVER	2000-0801	1	
2	OIL SEAL, FRONT COVER	2000-0803	1	
3	SCREW, M10 X 25	2020	5	
4	WASHER, SPRING, M10	2030	5	
5	SHAFT, REVERSE IDLER	2600	1	
6	GEAR, REVERSE IDLER	2605	1	
7	THRUST, WASHER, REV, IDLER	2610	2	
8	NEEDLE ROLLER BEARING	2615	2	
9	SPACER, REV IDLER BEARING	2620	1	
10	PARALLEL GROOVE PIN	2625	1	

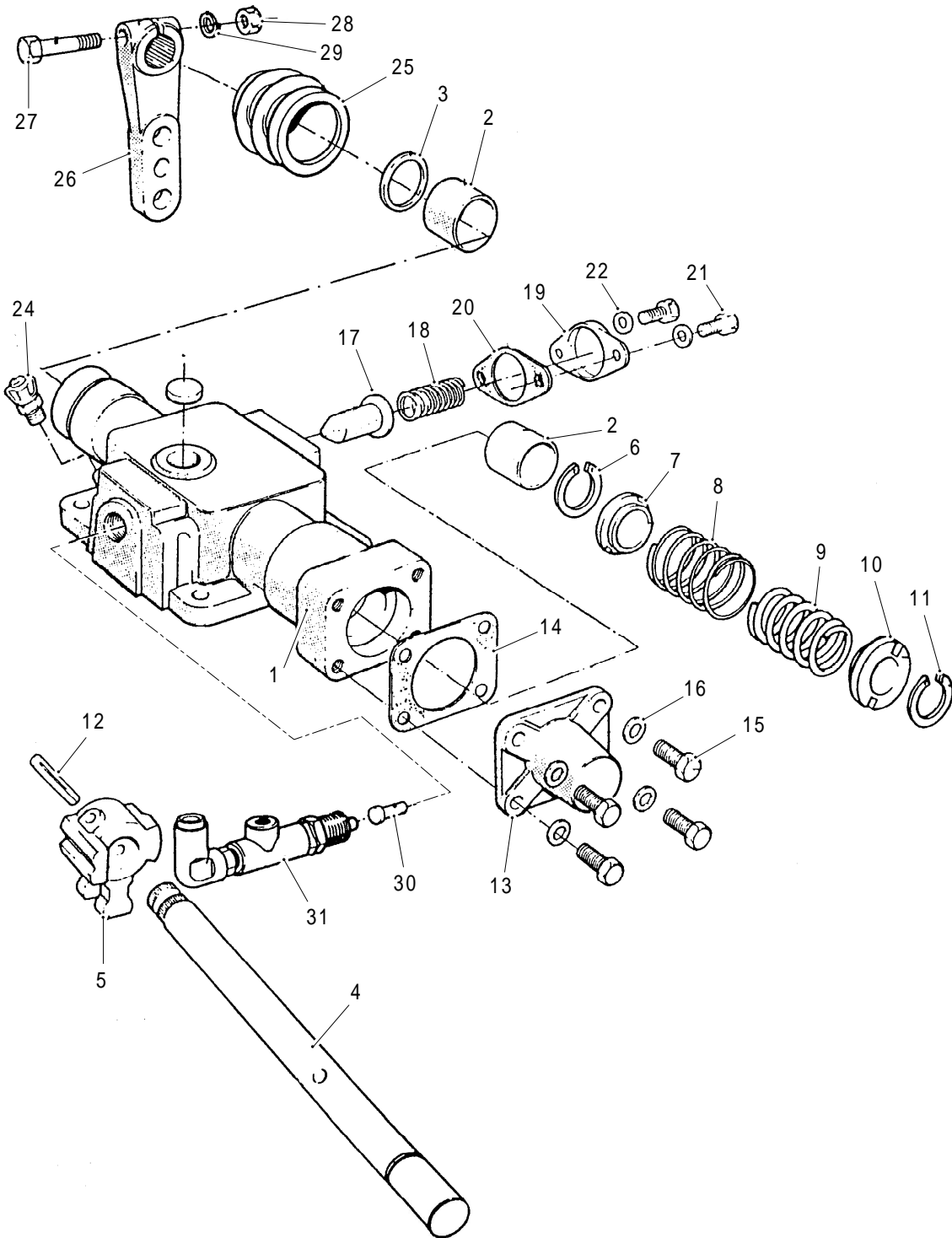


MDL10-084

Fig 4.16 Selector Assembly, Transmission 6200



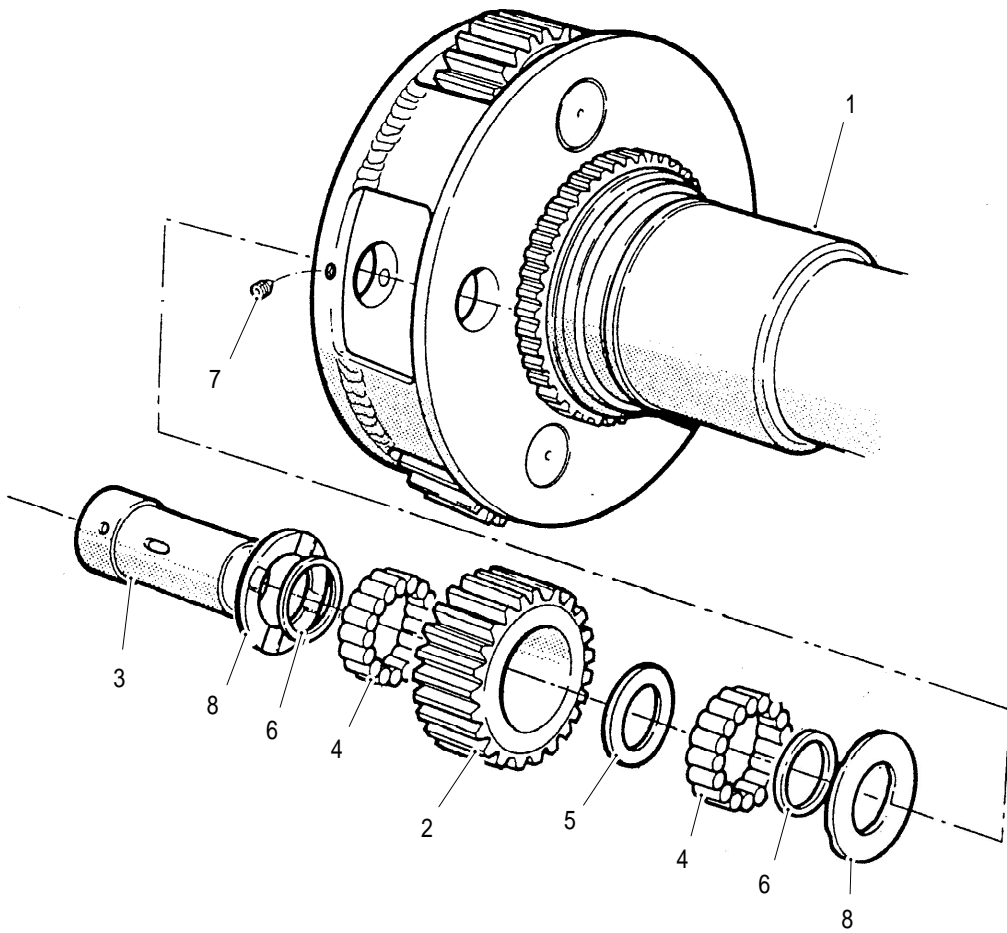
Fig 4.16 Item	Item Name And Description	Part No.	Qty	Remarks
	SELECTOR ASSEMBLY			
1	SELECTOR BLOCK	U8874754	1	
2	PIN	X8870277	1	
3	SELECTOR FORK, LOW/REV	8875496	1	
4	SELECTOR FORK, 1 ST /2 ND	8875495	1	
5	SELECTOR FORK, 3 RD /4 TH	8875494	1	
6	OVERDRIVE SELECTOR	8874757	1	
7	SELECTOR KEY	8872328	1	
8	SELECTOR KEY	8872327	1	
9	SELECTOR SHAFT	8875827	1	
10	LOCATION SCREW	8873691	1	
11	OVERDRIVE FORK	8873957	1	
12	SHIFT PAD	8872042	2	
13	ROTATION PIN	8872917	2	



MDL1U-U85

Fig 4.17 Remote Control Assembly, Transmission 6200

Fig 4.17 Item	Item Name And Description	Part No.	Qty	Remarks
	REMOTE CONTROL ASSEMBLY, TRANSMISSION 6200			
1	HOUSING (LH)	8874736	1	
NI 1A	HOUSING, HORIZONTAL (LH)	8874742	1	
NI 1B	HOUSING, VERTICAL (LH)	8874744	1	
2	BUSH, CROSS SHAFT	X8871377	2	
3	OIL SEAL, CROSS SHAFT	X8871394	1	
4	CROSS SHAFT LRC	-	1	
5	INNER STRIKING LEVER (H)	8872643	1	
NI 5A	INNER STRIKING LEVER (HH)	8872644	1	
6	CIRCLIP, EXTERNAL	X8874450	1	
7	SPRING, RETAINER	8874447	1	
8	SPRING, COMPRESSION	8871395	1	
9	SPRING, BOOSTER (LH)	8873963	1	
10	SPRING, RETAINER	8874446	1	
11	CIRCLIP, EXTERNAL	X8874450	1	
12	PARALLEL GROOVED PIN	X8871378	1	
13	END COVER LRC	8871379	1	
14	GASKET, END COVER	8873734	1	
15	SCREW, M8 X 30	MX-8-0803	4	
16	WASHER, SPRING M8	MX-3-0801	4	
17	DETENT PLUNGER	8871368	1	
18	SPRING, COMPRESSION	8870587	1	
19	DETENT COVER	8870259	1	
20	GASKET	8870590	1	
21	SCREW, M8 X 14	MX-8-0801	2	
22	WASHER, SPRING M8	MX-3-0801	2	
23	PLUG, EXPANSION	X8871486	1	
24	BREATHER	X11405	1	
25	BOOT	X8875259	1	
26	OUTER LEVEL LRC	-	1	
27	BOLT, M10 X 50	MX-8-1007	1	
28	NUT, M10 X 1.0	MX-3-1001	1	
29	ACTUATOR PIN	8871375	1	
30	POPPET VALVE	X8874975	1	

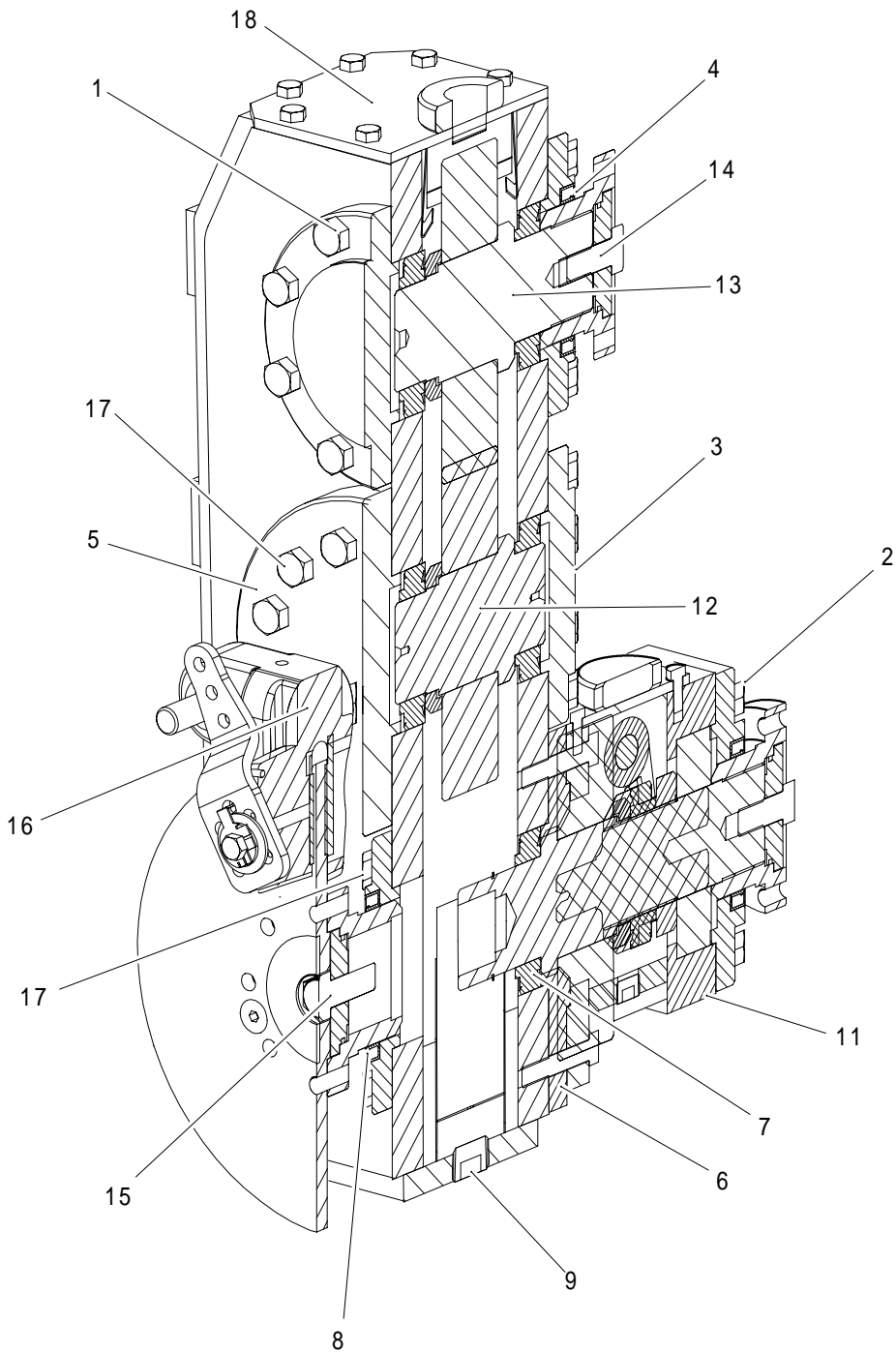


MDL10-086

Fig 4.18 Planet Carrier Assembly, Transmission 6200



Fig 4.18 Item	Item Name And Description	Part No.	Qty	Remarks
	PLANET CARRIER ASSEMBLY, TRANSMISSION 6200			
1	OUTPUT SHAFT AND PLANET CARRIER	2300-0917-0010	1	
2	GEAR, PLANET	2300--0917-0010-0020	5	
3	PLANET GEAR SPINDLE	2300-0917-0010-0030	5	
4	NEEDLE ROLLER ASSEMBLY	2300-0917-0010-0040	10	
5	SPACER	2300-0917-0010-0040-0020	5	
6	THRUST WASHER	2300-0917-0010-0040-0030	10	
7	SCREW, GRUB	2300-0917-0010-0070	5	
8	THRUST WASHER	2300-0917-0060	10	

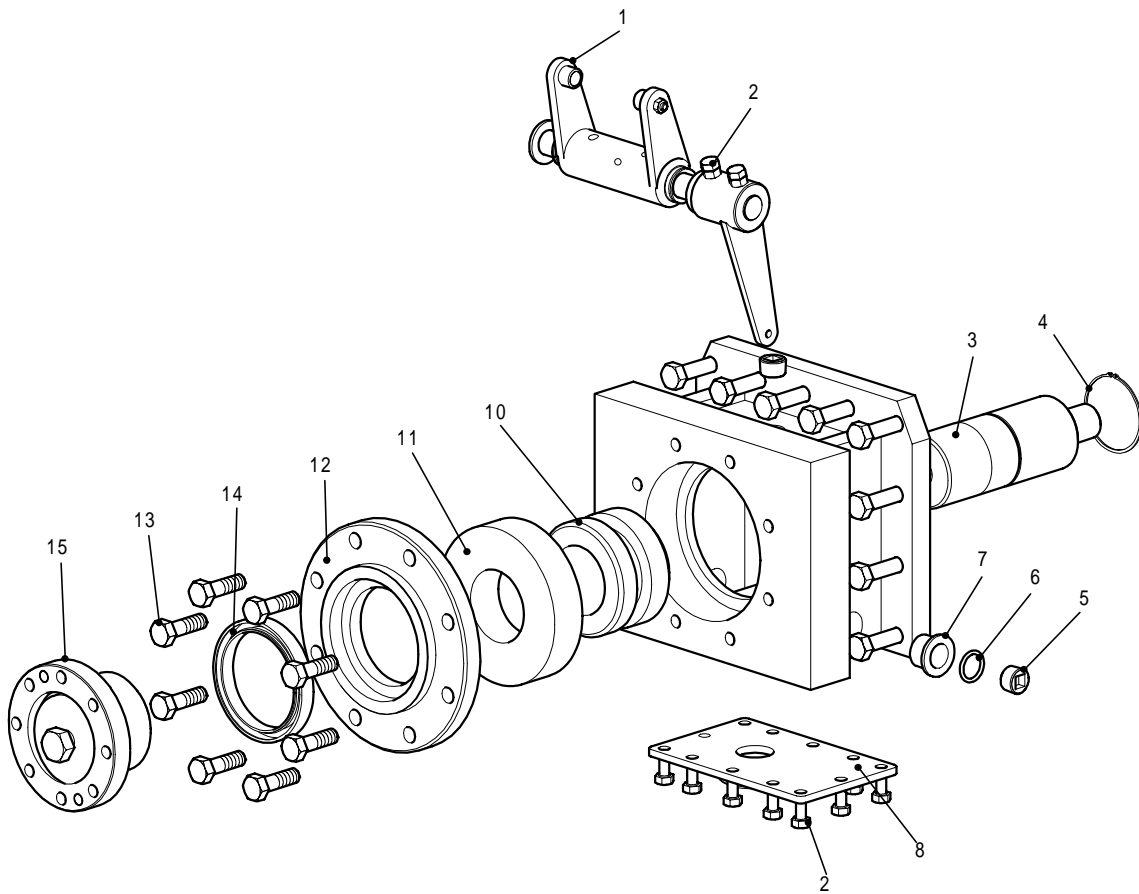


MDL10-082

Fig 4.19 Transfer Box, Transmission 6200



Fig 4.19 Item	Item Name And Description	Part No.	Qty	Remarks
	TRANSFER BOX, TRANSMISSION 6200			
1	M12 X 40 HEX BOLT GR. 10.9	MD40448X00S	32	
2	M8 X 20 HEX BOLT GR	MD40647X10S	12	
3	SOLID END COVER (FIXED)	MD43436F10C	2	
4	OIL SEAL END COVER (FIXED)	MD43438F10C	2	
5	BRAKE END COVER	MD43440F10C	1	
6	DISCONNECT CASE END COVER	MD43441F10C	1	
7	TAPER ROLLER BEARING	MD43461F10C	3	
8	SINGLE LIP & WIPER OIL SEAL	MD43471F10C	2	
9	BSP PLUG 1" (25.4 MM)	MD43474F10C	1	
10	MD12 X 45 HEX BOLT ZINC PLATED	MD43494X10S	6	
11	FLAMECUT DISCONNECT ASSEMBLY	MD43503F10A	1	
12	GEAR IDLER SHAFT ASSEMBLY	MD43507F10A	1	
13	GEAR INPUT SHAFT ASSEMBLY	MD43508F10A	1	
14	COUPLING HUBS ASSEMBLY	MD43510F10A	1	
15	COUPLING BRAKE HUB ASSEMBLY	MD43511F10A	1	
16	MECHANICAL BRAKE FINAL ASSEMBLY	MD43513F10A	1	
17	M12 X 40 SOCKET HEAD (BLACK OXIDE)	MD43521X10S	4	
18	TRANSFER BOX TOP PLATE	MD44903F70A	1	

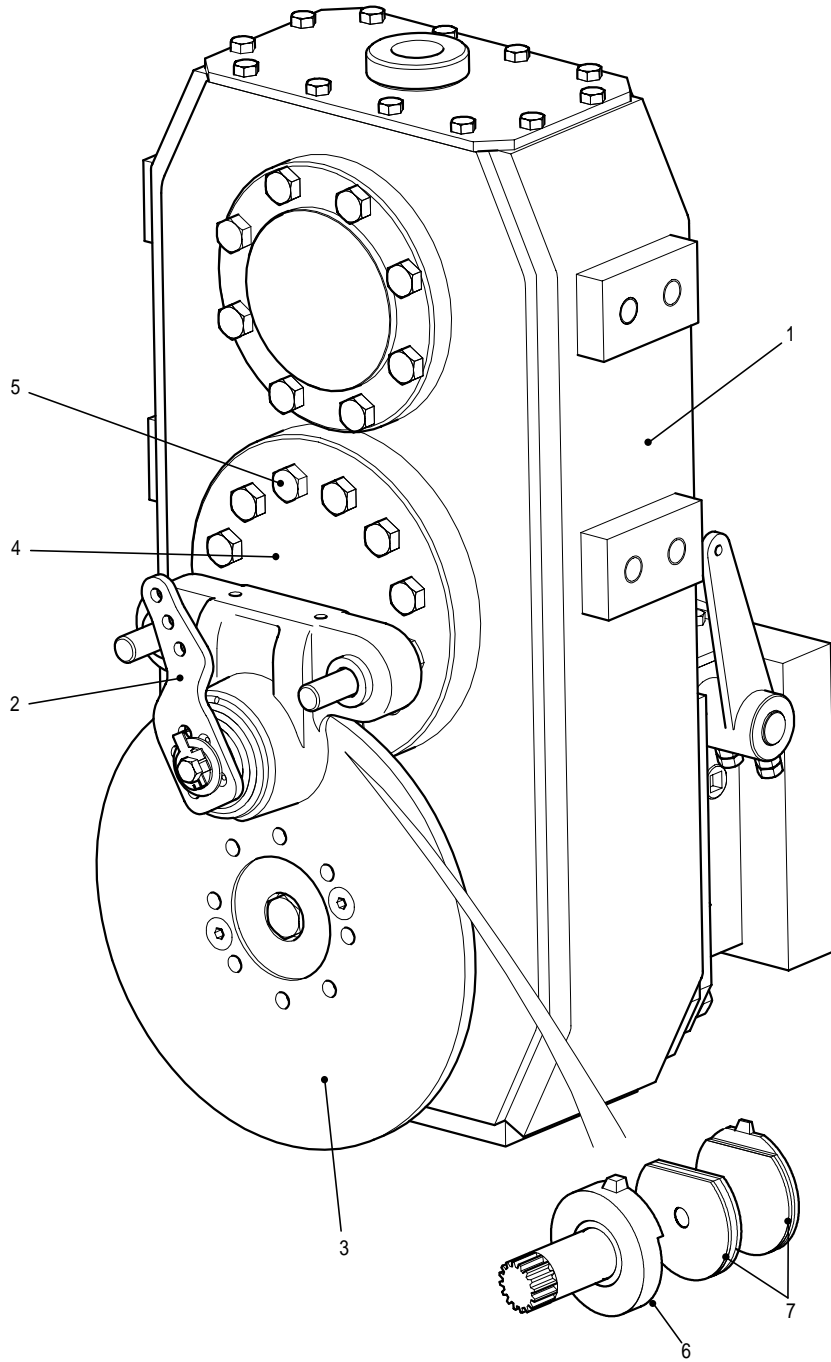


MDL10-061

Fig 4.20 Four Wheel Drive, Disconnect Assembly, Transmission 6200



Fig 4.20 Item	Item Name And Description	Part No.	Qty	Remarks
	FOUR WHEEL DRIVE, DISCONNECT ASSEMBLY, TRANSMISSION 6200			
1	DISCONNECT ARM ASSEMBLY	MD43506F10A	1	
2	BOLT, HEX HD, M8 X 20	MD40647X10S	12	
3	DISCONNECT SHAFT	MD43447F10C	1	
4	CIRCLIP, 600	MD43466F10C	1	
5	PLUG, BSP, 12.7 MM	MD43473F10C	2	
6	'O' RING, 20 MM ID	MD43468F10C	2	
7	FLANGE BUSH	MD43467F10C	2	
8	DISCONNECT COVER TO FILLER BOSS ASSEMBLY	MD44978F70A	1	
9	BOLT, HEX HD, M12 X 60	MD41024X10S	14	
10	DISCONNECT SLIDING ELEMENT	MD43448F10C	1	
11	BALL BEARING, DEEP GROOVE	MD43464F10C	1	
12	DISCONNECT END COVER	MD43442F10C	1	
13	BOLT, HEX HD, M12 X 40	MD40448X00S	8	
14	SINGLE LIP AND WIPER OIL SEAL	MD43471F10C	1	
15	COUPLING HUB ASSEMBLY	MD43510F10A	1	

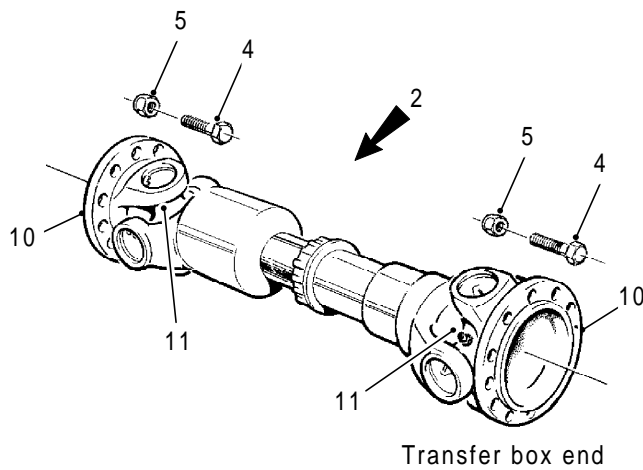
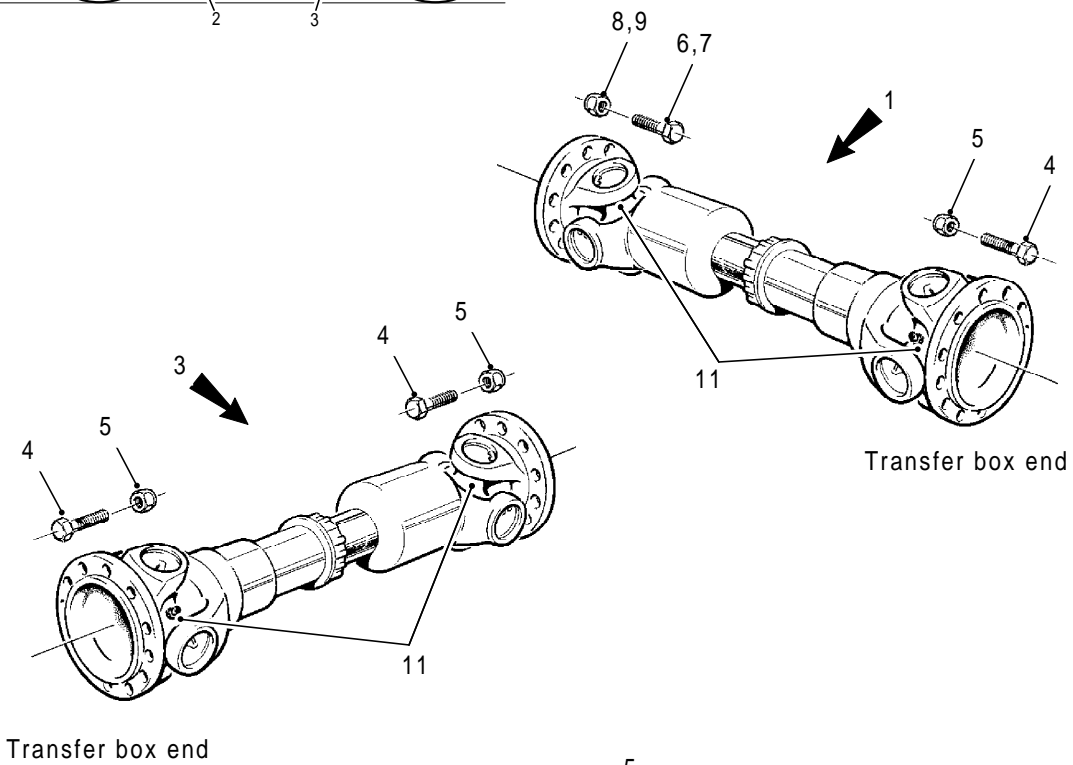
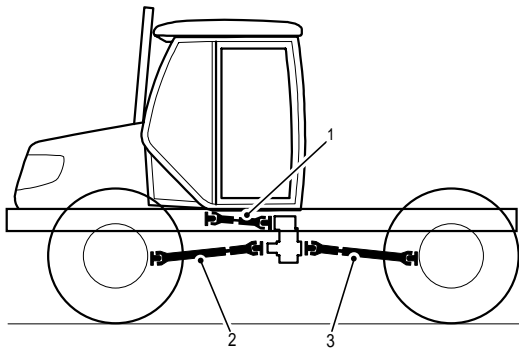


MDL10-088

Fig 4.21 Park Brake, Transmission 6200



Fig 4.21 Item	Item Name And Description	Part No.	Qty	Remarks
	PARK BRAKE, TRANSMISSION 6200			
1	TRANSFER BOX	043150	1	
2	MECHANICAL BRAKE ASSEMBLY	MD43513F10A	1	
3	COUPLING BRAKE HUB ASSEMBLY	MD43511F10A	1	
4	BRAKE END COVER	MD43440F10C	1	
5	BOLT, HEX, HD, M12 X 45	MD43494X10S	6	
6	ROTOR ASSEMBLY	MD49753235P	1	
7	FRICTION PADS	080386	1	



MDL10-111a

Fig 4.22 Propshafts



Fig 4.22 Item	Item Name And Description	Part No.	Qty	Remarks
	PROP SHAFTS			
1	PROPSHAFT, DRIVE 4200	MD43146F50C	1	
NI 1A	6200	042905	1	
2	PROPSHAFT, FRONT	042904	1	
3	PROPSHAFT, REAR 4200	MD43405F50P	1	
NI 3A	6200	042903	1	Items 1 & 2
4	BOLT, SPECIAL, M10 X 30	MD51456X10S	40	
5	NUT, SPECIAL, M10	MD51458X20S	40	
6	BOLT, SPECIAL, M10 X 40 (4200)	MD51457X10S	8	
7	BOLT, SPECIAL, M12 X 35 (6200)	MD51374X10S	8	
8	NUT, SPECIAL, M12 (6200)	MD51460X20S	8	
9	NUT, SPECIAL, M10 (4200)	MD51458X20S	8	
10	FLANGE YOKE	MD58015F50P	2	
11	CROSS KIT	MD56776K20P	2	



Blank Page

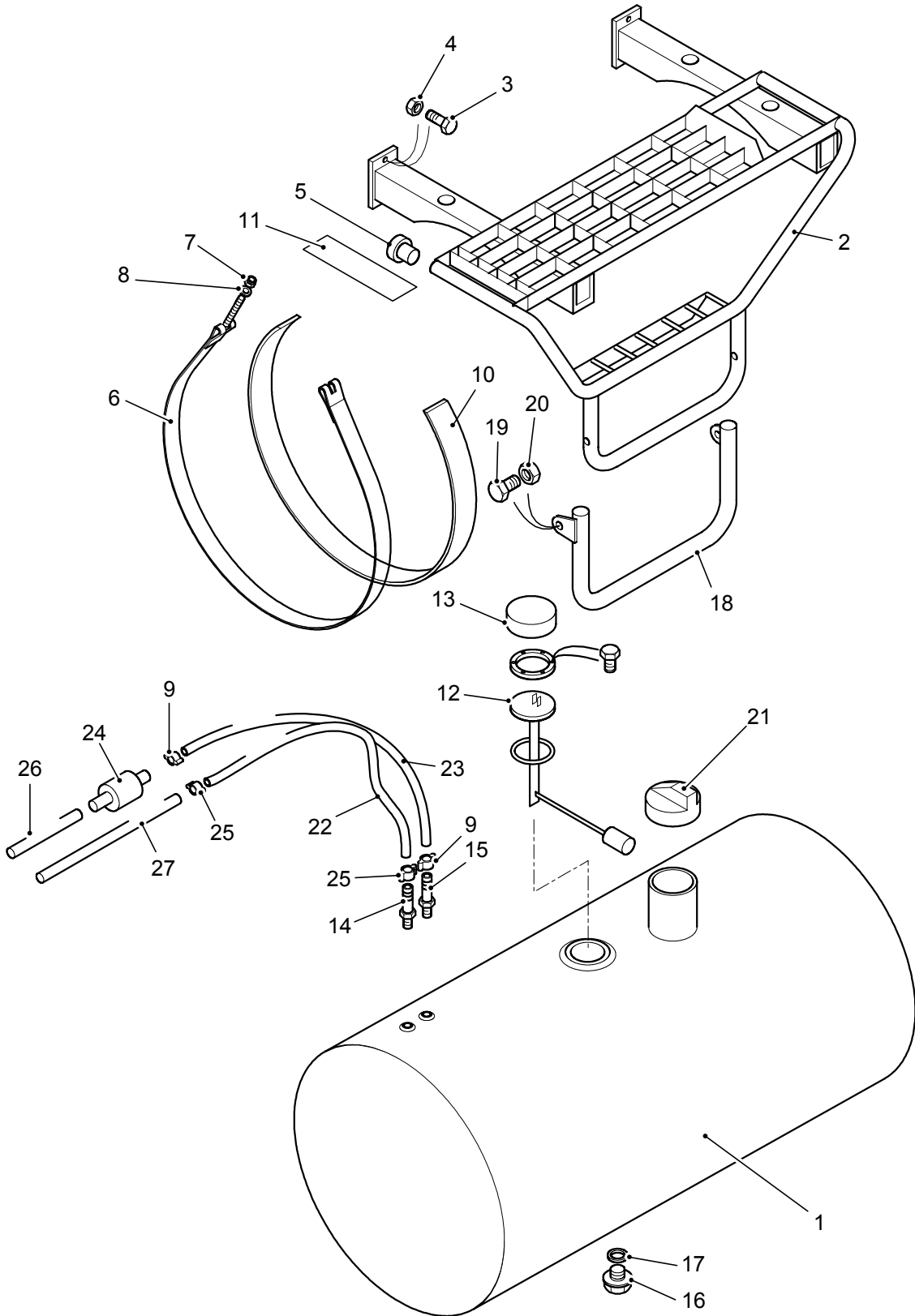


SECTION 5

FUEL, AIR AND EXHAUST SYSTEMS

CONTENTS

Fig	Title	Page
5.1	Fuel Tank Assembly, 4200	5.2
5.2	Fuel Tank Assembly, 6200	5.4
5.3	Air Intake, 4200	5.6
5.4	Air Intake, 6200	5.8
5.5	Exhaust Pipe and Muffler Assembly, 4200	5.10
5.6	Exhaust Pipe and Muffler Assembly, 6200	5.12

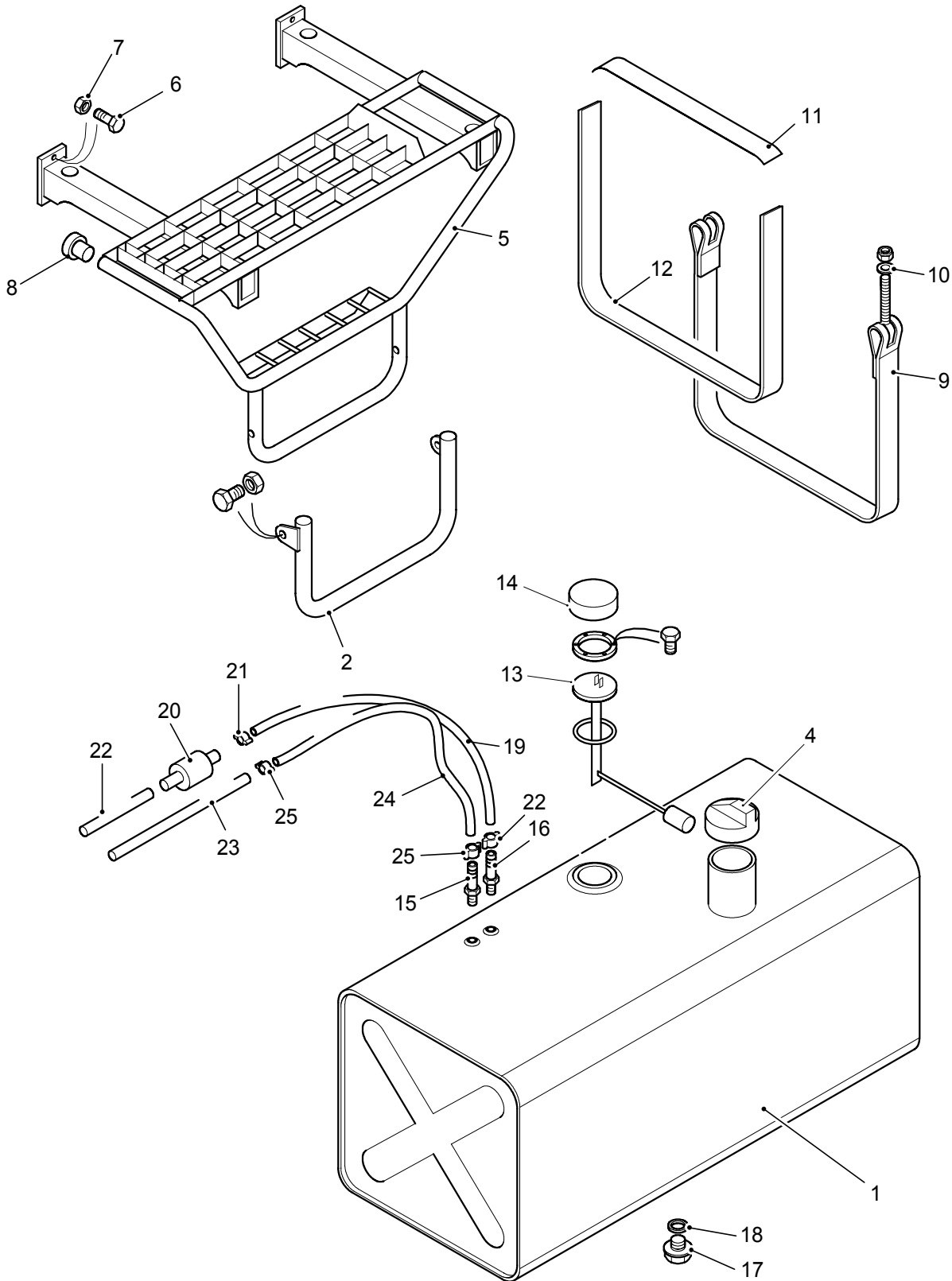


MDL10-108

Fig 5.1 Fuel Tank Assembly, 4200



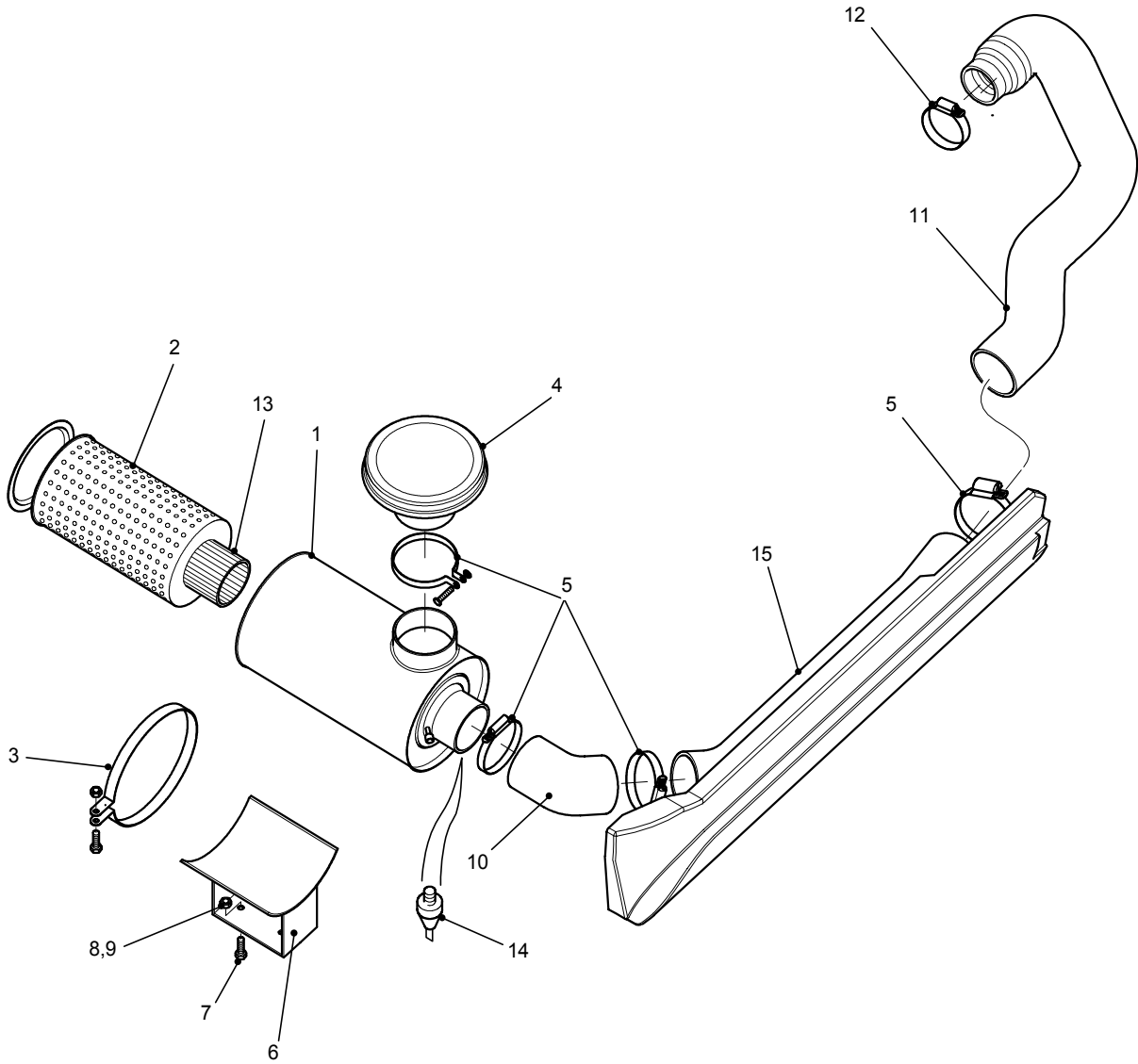
Fig 5.1 Item	Item Name And Description	Part No.	Qty	Remarks
	FUEL TANK ASSEMBLY, 4200			
1	FUEL TANK, ROUND, 1200 MM	190450	1	
2	STEP ASSEMBLY	MD43221G10A	1	
3	BOLT, FLANGED, M12 X 30	F17M12030	4	
4	NUT, FLANGED, 12 MM	F28M12	4	
5	PLUG, PVC, 11/8" X 1"	MD52697X60S	2	
6	TANK STRAP, SHORT	180900	2	
7	NUT, NYLOC, 12 MM	F22M12	2	
8	WASHER, PLAIN, 12 MM	F31M12	2	
9	'O' CLIP, 15 MM	F41M07015	4	
10	RUBBER STRAP, TANK	190340	4	
11	CANVAS PAD, 200 MM	010410	2	
12	SENDER UNIT, ROUND TANK	322100	1	
13	PLASTIC CAP, SENDER UNIT	020850	1	
14	TAILPIECE ADAPTOR	332121	1	
15	HOSETAIL ADAPTOR, 8 MM	332122	1	
16	PLUG, 1/2", BSP, CONED	H69B08	1	
17	BONDED SEAL	H70B08	1	
18	STEP EXTENSION	MD43352G10C	1	
19	BOLT, HEX HD, M10 X 50	F19M10050	2	
20	NUT, NYLOC, 10 MM	F22M10	2	
21	FUEL CAP	190410	1	
22	HOSE, 6 MM	H07M0603	A/R	
23	HOSE, 8 MM	H07M0804	A/R	
24	FUEL, N/R VALVE, 8 MM	190451	1	
25	'O' CLIP	F41M07017	4	
26	PIPE, COPPER	334001	1	
27	PIPE, COPPER 6 MM	334000	1	



MDL10-109

Fig 5.2 Fuel Tank Assembly, 6200

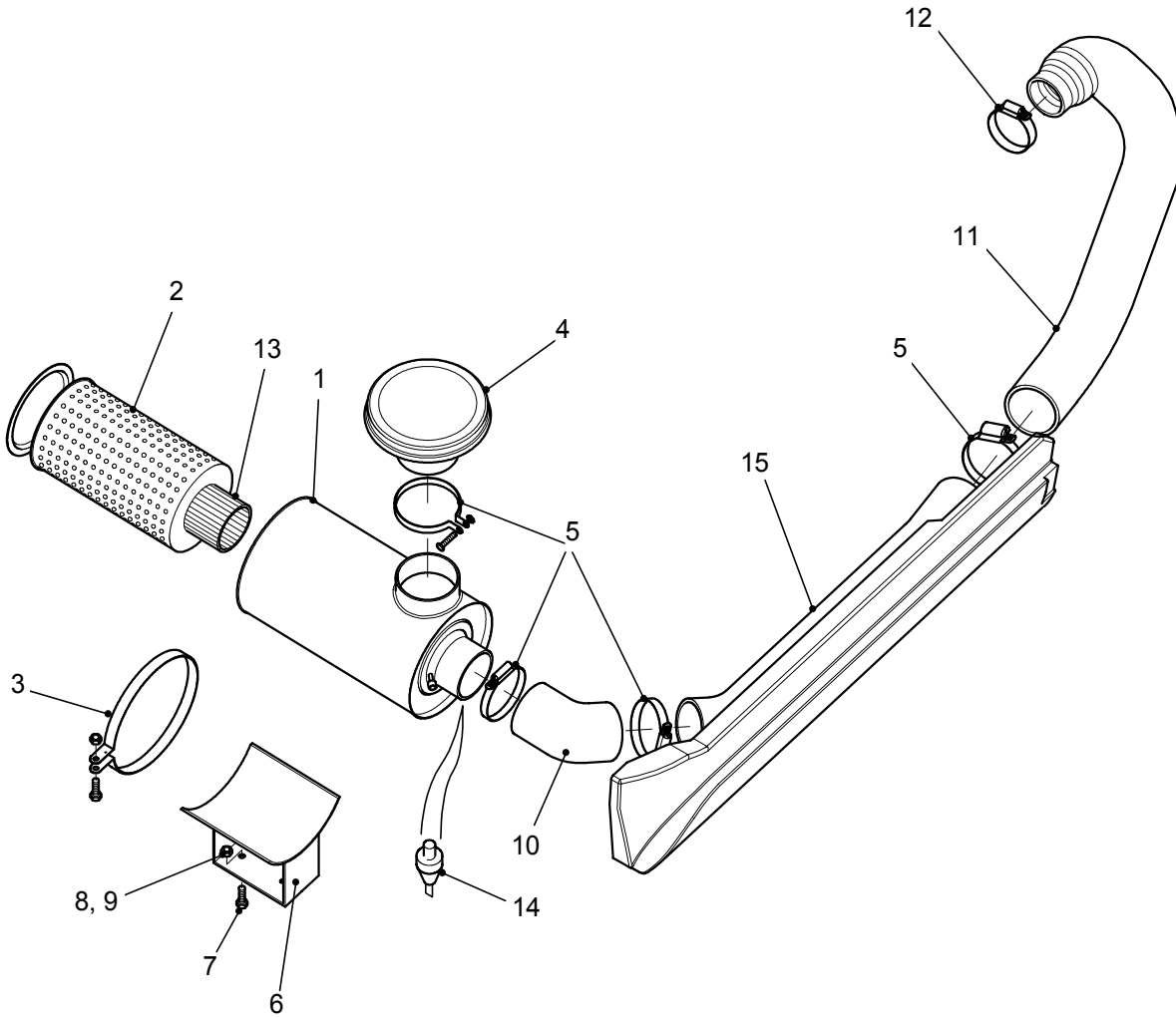
Fig 5.2 Item	Item Name And Description	Part No.	Qty	Remarks
	FUEL TANK ASSEMBLY, 6200			
1	FUEL TANK, RECTANGULAR, 1020 MM	190405	1	
2	STEP EXTENSION	MD43352G10C	2	
3				
4	TANK CAP	190410	1	
5	STEP ASSEMBLY AND FUEL TANK MOUNT	MD50203G10A	1	
6	BOLT, FLANGED, M12 X 30	F17M12030	4	
7	NUT, FLANGED, 12 MM	F28M12	4	
8	PLUG, PVC, 1 1/8" X 1	MD52697X60S	2	
9	TANK STRAP	MD53521910P	2	
10	WASHER, PLAIN, 12 MM	F31M12	2	
11	RUBBER STRIP	190345	2	
12	RUBBER STRAP, TANK	190340	4	
13	SENDER UNIT, SQUARE TANK	322100	1	
14	PLASTIC CAP, FUEL SENDER	020850	1	
15	TAILPIECE ADAPTOR	332121	1	
16	HOSETAIL ADAPTOR, 8 MM	332122	1	
17	PLUG, 1/2" BSP, CONED	H69B08	1	
18	BONDED SEAL	H70B08	1	
19	HOSE, 8 MM	H07M0804	1	
20	FUEL, N/R VALVE, 8 MM	190451	1	
21	'O' CLIP, 17 MM	F41M07017	4	
22	RETURN PIPE, COPPER	334001	1	
23	PIPE, COPPER, 6 MM	334000	A/R	
24	HOSE, 6 MM	H07M0603	1	
25	'O' CLIP, 15 MM	F41M07015	2	



MDL10-102

Fig 5.3 Air Intake, 4200

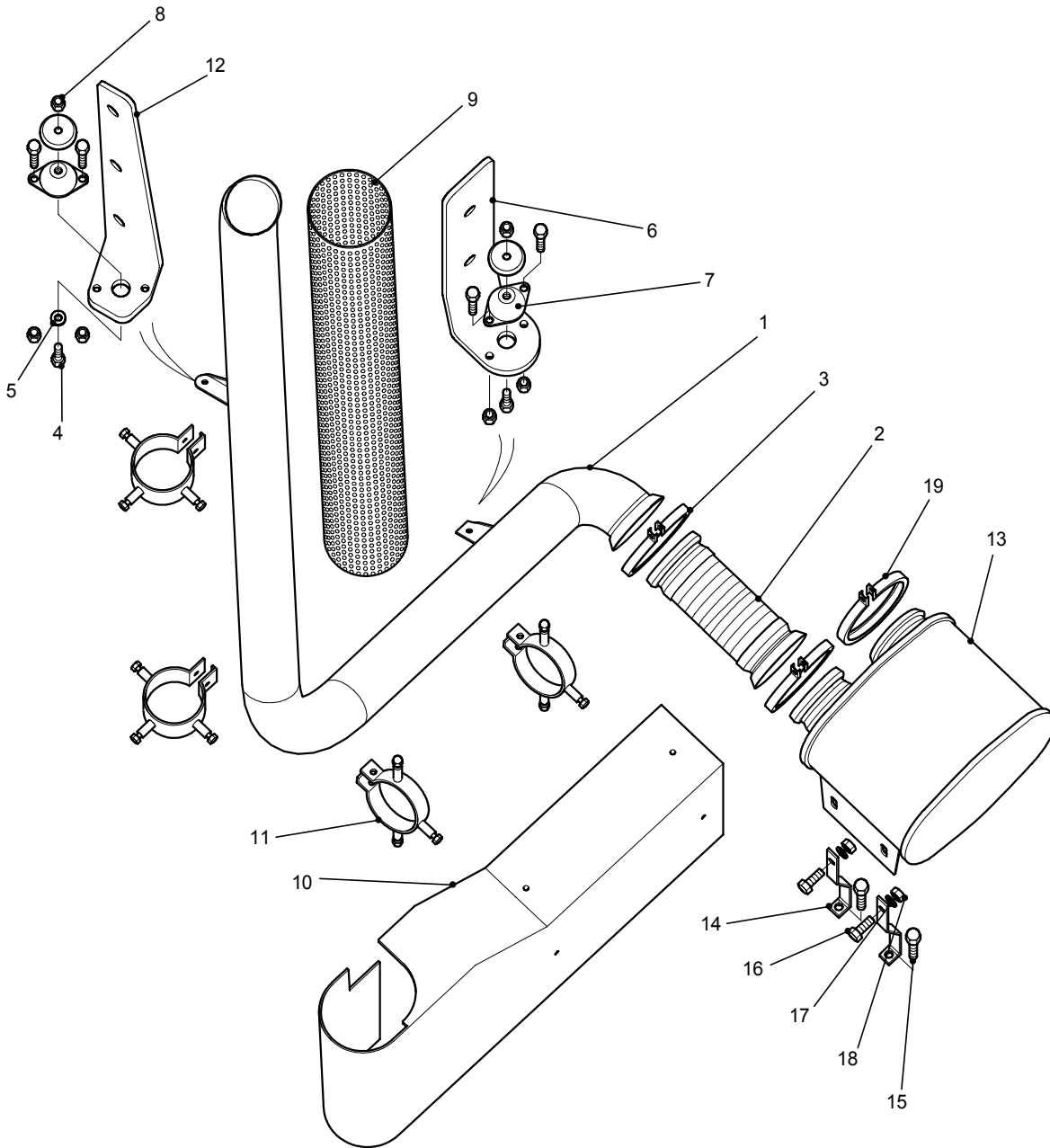
Fig 5.3 Item	Item Name And Description	Part No.	Qty	Remarks
	AIR INTAKE, 4200			
1	AIR CLEANER	040123	1	
2	FILTER ELEMENT, INNER	MD51171J20P	1	
3	SECURING BAND, AIR CLEANER	040105	2	
4	RAIN CAP, AIR CLEANER	MD43246J10P	1	
5	JUBILEE CLIP	F35M13120	4	
6	AIR CLEANER SUPPORT	MD44067J10A	1	
7	SETSCREW, M8 X 25	F18M08025	2	
8	WASHER, PLAIN, 8 MM	F31M08	2	
9	NUT, NYLOC, 8 MM	F22M08	2	
10	ELBOW ADAPTOR 45 DEGREE	MD44155J30P	1	
11	AIR INTAKE PIPE	MD44462J30C	1	
12	JUBILEE CLIP, 100 MM	F35M13100	1	
13	FILTER ELEMENT, PRIMARY	MD51170J20P	1	
14	SENDER, AIR CLEANER	040190	1	
15	AIR INTAKE PLENUM	MD44393A80A	1	



MDL10-077

Fig 5.4 Air Intake, 6200

Fig 5.4 Item	Item Name And Description	Part No.	Qty	Remarks
	AIR INTAKE, 6200			
1	AIR CLEANER	040123	1	
2	FILTER ELEMENT, INNER	MD51171J20P	1	
3	SECURING BAND, AIR CLEANER	040105	2	
4	RAIN CAP, AIR CLEANER	MD43246J10P	1	
5	JUBILEE CLIP	F35M13120	4	
6	AIR CLEANER SUPPORT	MD44067J10A	1	
7	SETSCREW, M8 X 25	F18M08025	2	
8	WASHER, PLAIN, 8 MM	F31M08	2	
9	NUT, NYLOC, 8 MM	F22M08	2	
10	ELBOW ADAPTOR 45 DEGREE	MD44155J30P	1	
11	AIR INTAKE PIPE	MD44154J30C	1	
12	JUBILEE CLIP, 100 MM	F35M13100	1	
13	FILTER ELEMENT, PRIMARY	MD51170J20P	1	
14	SENDER, AIR CLEANER	040190	1	
15	AIR INTAKE PLENUM	MD44393A80A	1	

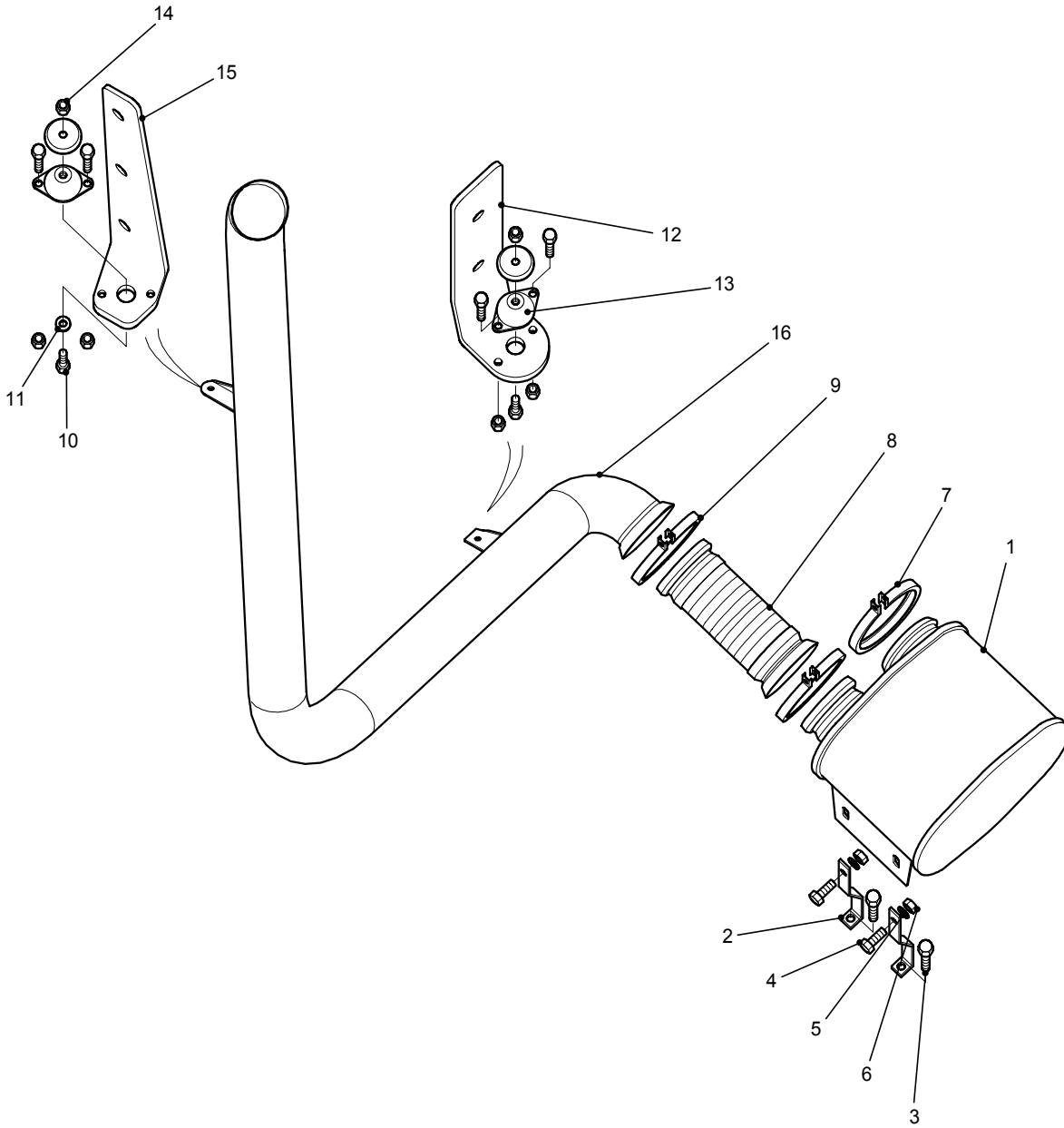


MDL10-103

Fig 5.5 Exhaust Pipe and Muffler Assemblies, 4200



Fig 5.5 Item	Item Name And Description	Part No.	Qty	Remarks
	EXHAUST PIPE AND MUFFLER ASSEMBLY, 4200			
1	EXHAUST PIPE, 3" DIA	MD43691H10A	1	
2	FLEXIBLE EXHAUST PIPE	MD44335H10C	1	
3	CLAMP, FLEXIBLE EXHAUST PIPE	MD52412H20P	2	
4	SETSCREW, M6 X 16	F18M06016	2	
5	WASHER, PLAIN, 6 MM	F31M06	2	
6	BRACKET, EXHAUST, BOTTOM	060817	1	
7	EXHAUST, FLEXIBLE MOUNTING	060819	2	
8	NUT, NYLOC, 6 MM	F22M06	2	
9	SHROUD, EXHAUST PIPE, TOP	040332	1	
10	SHROUD, EXHAUST PIPE, BOTTOM	040334	1	
11	CLAMP, EXHAUST SHROUD	040335	4	
12	BRACKET, EXHAUST/MIRROR	MD44162H20C	1	
13	MUFFLER	MD43949H20P	1	
14	SUPPORT BRACKET, MUFFLER	MD52410H20C	1	
15	SETSCREW, M12 X 30	F18M12030	2	
16	SETSCREW, M10 X 25	F18M10025	1	
17	WASHER, PLAIN, 10 MM	F31M10	2	
18	NUT, NYLOC, 10 MM	F22M10	1	
19	CLAMP, MUFFLER/TURBO	040330	1	



MDL10-104

Fig 5.6 Exhaust Pipe and Muffler Assembly, 6200



Fig 5.6 Item	Item Name And Description	Part No.	Qty	Remarks
	EXHAUST PIPE AND MUFFLER ASSEMBLY 6200			
1	MUFFLER - 6 CYLINDER	MD43949H20P	1	
2	MUFFLER SUPPORT BRACKET	MD52410H10C	1	
3	SETSCREW M12 X 30MM	F18M12030	2	
4	SETSCREW M10 X 25MM	F18M10025	1	
5	WASHER PLAIN 10MM	F31M10	2	
6	NYLOC NUT 10MM COARSE	F22M10	1	
7	MUFFLER/TURBO CLAMP	MD52411H20P	1	
8	FLEXI EXHAUST PIPE 6 CYL	MD44335H10C	1	
9	FLEXI EXHAUST PIPE CLAMP	MD52412H20P	2	
10	SETSCREW, M6 X 16	F18M06016	2	
11	WASHER, PLAIN, 6 MM	F31M06	2	
12	BRACKET, EXHAUST, BOTTOM	MD44163H20C (060817)	1	
13	EXHAUST, FLEXIBLE MOUNTING	060819	2	
14	NUT, NYLOC, 6 MM	F22M06	2	
15	BRACKET, EXHAUST/MIRROR	MD44162H20C	1	
16	EXHAUST PIPE	-	1	



Blank Page

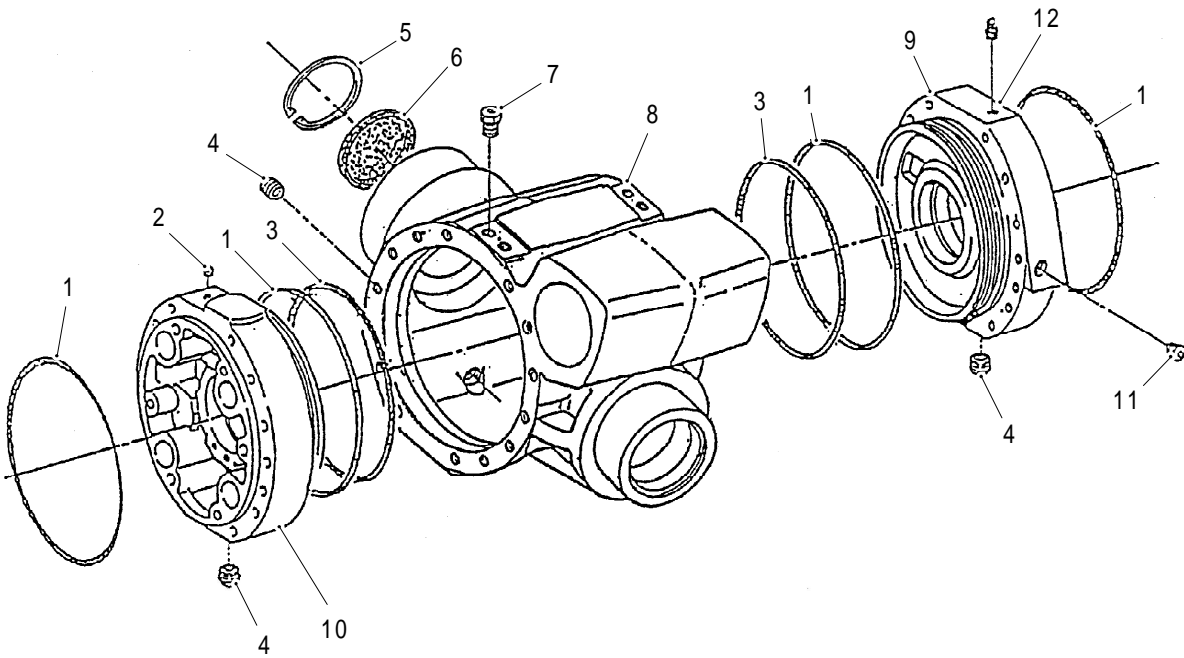


SECTION 6

AXLES 279/283 (251)

CONTENTS

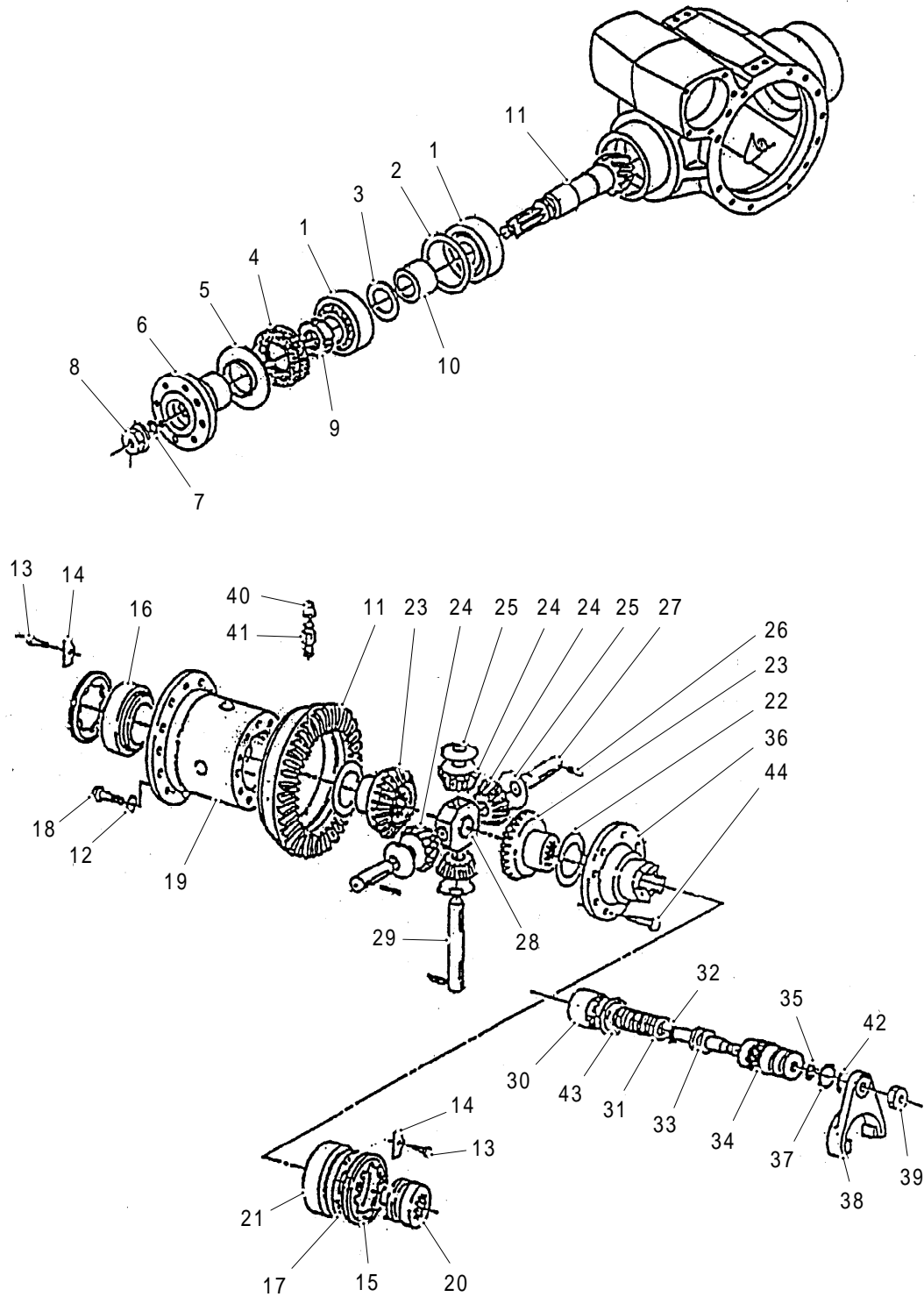
Fig	Title	Page
6.1	279 Axle - Differential Housing.....	6.2
6.2	279 Axle - Differential Assembly	6.4
6.3	279 Axle - Axle Housing	6.8
6.4	279 Axle - Brake Assembly	6.12
6.5	279 Axle - Steering Mechanism	6.14



MDL10-092

Fig 6.1 279 Axle - Differential Housing

Fig 6.1 Item	Item Name And Description	Part No.	Qty	Remarks
	279 AXLE - DIFFERENTIAL HOUSING			
1	'O' RING	CH480001	4	
2	PLUG	CH450142	1	
3	'O' RING	CH480002	2	
4	MAGNETIC PLUG	CH460004	3	
5	CIRCLIP	CH450010	1	
6	PLUG	CH450024	1	
7	ADAPTOR	CH450140	2	
8	HOUSING	CH480003	1	
9	VENT	CH460003	1	
10	INTERMEDIATE COVER	CH480004	1	
11	PLUG	CH480005	1	
12	INTERMEDIATE COVER	CH480006	1	

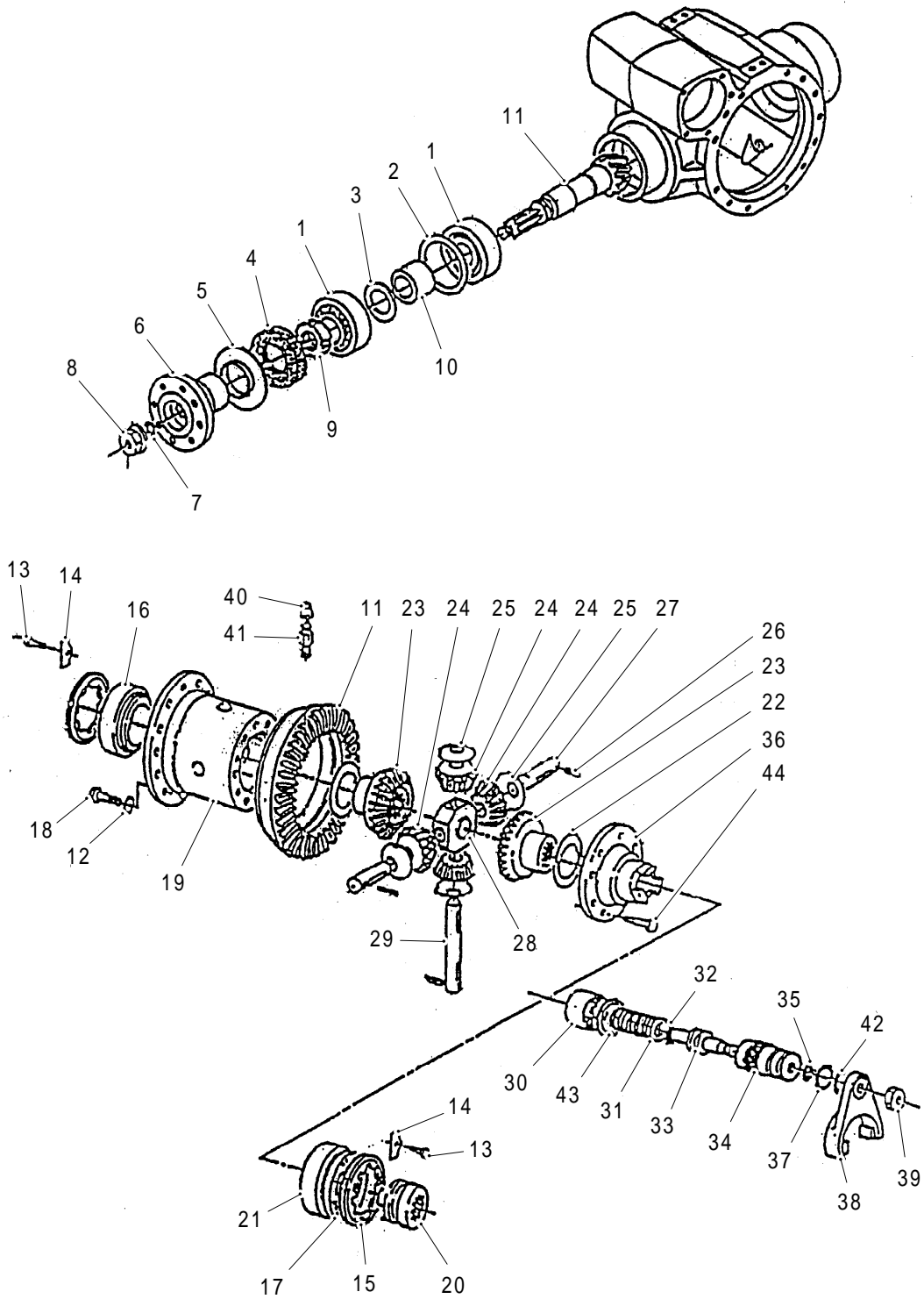


MDL10-093

Fig 6.2 279 Axle - Differential Assembly



Fig 6.2 Item	Item Name And Description	Part No.	Qty	Remarks
	279 AXLE - DIFFERENTIAL ASSEMBLY			
1A	CUP	CH480186	1	
1B	TAPER ROLLER BEARING	CH480187	1	
2A	SHIM	CH480008	1	} As required
2B	SHIM	CH480009	1	
2C	SHIM	CH480010	1	
2D	SHIM	CH480011	1	} As required
3A	SEAL	CH480012	1	
3B	SEAL	CH480013	1	
3C	SEAL	CH480014	1	
3D	SEAL	CH480015	1	
3E	SEAL	CH480016	1	
3F	SEAL	CH480017	1	
4	SEAL	CH450058	1	
5	COVER PLATE	CH450099	1	
6	FLANGE	CH480018	1	
7	'O' RING	CH450060	1	
8	NUT	CH480019	1	
9	RING NUT	CH480020	1	
10	SPACER	CH480021	1	
11	BEVEL GEAR SET	CH480022	1	
12	WASHER, SPRING	CH450120	16	
13	BOLT, HEX HD	CH480023	2	
14	SUPPORT	CH480024	2	
15	RING NUT	CH480025	2	
16	TAPER ROLLER BEARING	CH480026	1	
17	SPACER	CH480027	1	
18	BOLT, HEX HD	CH450119	16	
19	DIFFERENTIAL CARRIER	CH480028	1	
20	CHANGE SELECTOR	CH480029	1	
21	TAPER ROLLER BEARING	CH480030	1	
22	WASHER	CH480031	2	
23	DIFFERENTIAL SIDE GEAR	CH480032	2	
24	DIFFERENTIAL PINION	CH480033	4	
25	FRICTION WASHER	CH480034	4	
26	ROLL PIN	CH480035	3	
27	PIN	CH480036	2	
28	SHAFT RETAINER	CH480037	1	
29	PIN	CH480038	1	
30	RING NUT	CH450129	1	
31	SPRING	CH450130	1	



MDL10-093

Fig 6.2 279 Axle - Differential Assembly



Fig 6.2 Item	Item Name And Description	Part No.	Qty	Remarks
	279 AXLE - DIFFERENTIAL ASSEMBLY (CONT)			
32	'O' RING	CH450131	1	
33	PISTON	CH450132	1	
34	CYLINDER	CH450133	1	
35	'O' RING	CH450134	1	
36	COVER	CH480039	1	
37	'O' RING	CH450135	1	
38	LEVER	CH480040	1	
39	NUT	CH450137	1	
40	PLUG	CH480041	1	
41	BLEED BOLT	CH450128	1	
42	BLEED BOLT	CH450136	2	
43	SHIM	CH480042	1	
44	BOLT, HEX HD	CH450005	8	

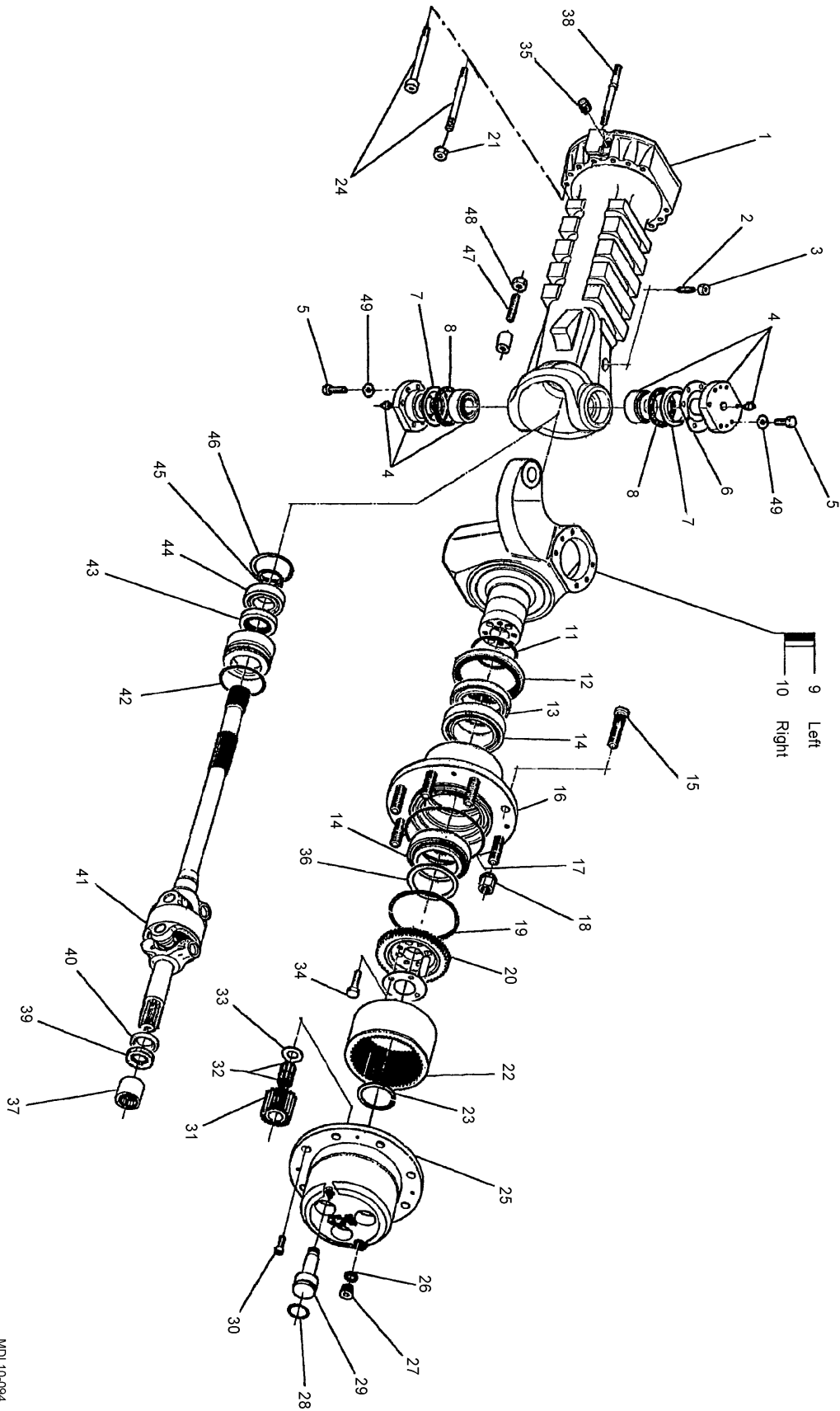


Fig 6.3 279 Axle - Axle Housing

Fig 6.3 Item	Item Name And Description	Part No.	Qty	Remarks
	279 AXLE - AXLE HOUSING			
1	AXLE CASE	CH480043	2	
2	GRUB SCREW	CH480044	2	
3	NUT	CH470045	2	
4	PIVOT PIN	CH480046	4	
5	BOLT, HEX HD	CH480047	24	
6	SHIM	CH480048	2	
7	DUST EXCLUDER	CH480051	4	
8	RING	CH480052	4	
9	STEERING CASE	CH480196	1	
10	STEERING CASE	CH480195	1	
11	'O' RING	CH480056	2	
12	SEAL	CH480057	2	
13	SPACER	CH480058	2	
14	TAPER ROLLER BEARING	CH480059	4	
15	WHEEL STUD, 18 MM	CH450073	16	
15A	WHEEL STUD, 22 MM	CH450178	16	
16	WHEEL HUB	CH480060	2	
17	'O' RING	CH450149	2	
18	WHEEL NUT, 18 MM	CH450021	16	
18A	WHEEL NUT, 22 MM	CH450177	16	
19	SNAP RING	CH480061	2	
20	RING GEAR SUPPORT	CH480064	2	
21	NUT	CH480143	4	
22	RING GEAR	CH480073	2	
23	CIRCLIP	CH480077	2	
24	BOLT	CH480145	24	
25	PLANET GEAR CARRIER	CH480084	2	
26	SEAL WASHER	CH450082	2	
27	PLUG	CH450083	2	
28	'O' RING	CH480085	6	
29	PIN	CH480086	6	
30	CYLINDER BOLT	CH450004	4	
31	PLANET GEAR	CH480088	6	
32	NEEDLE BEARING	CH480091	12	
33	FRICTION WASHER	CH480094	6	
34	BOLT, HEX HD	CH480095	16	
35	PLUG	CH450106	2	

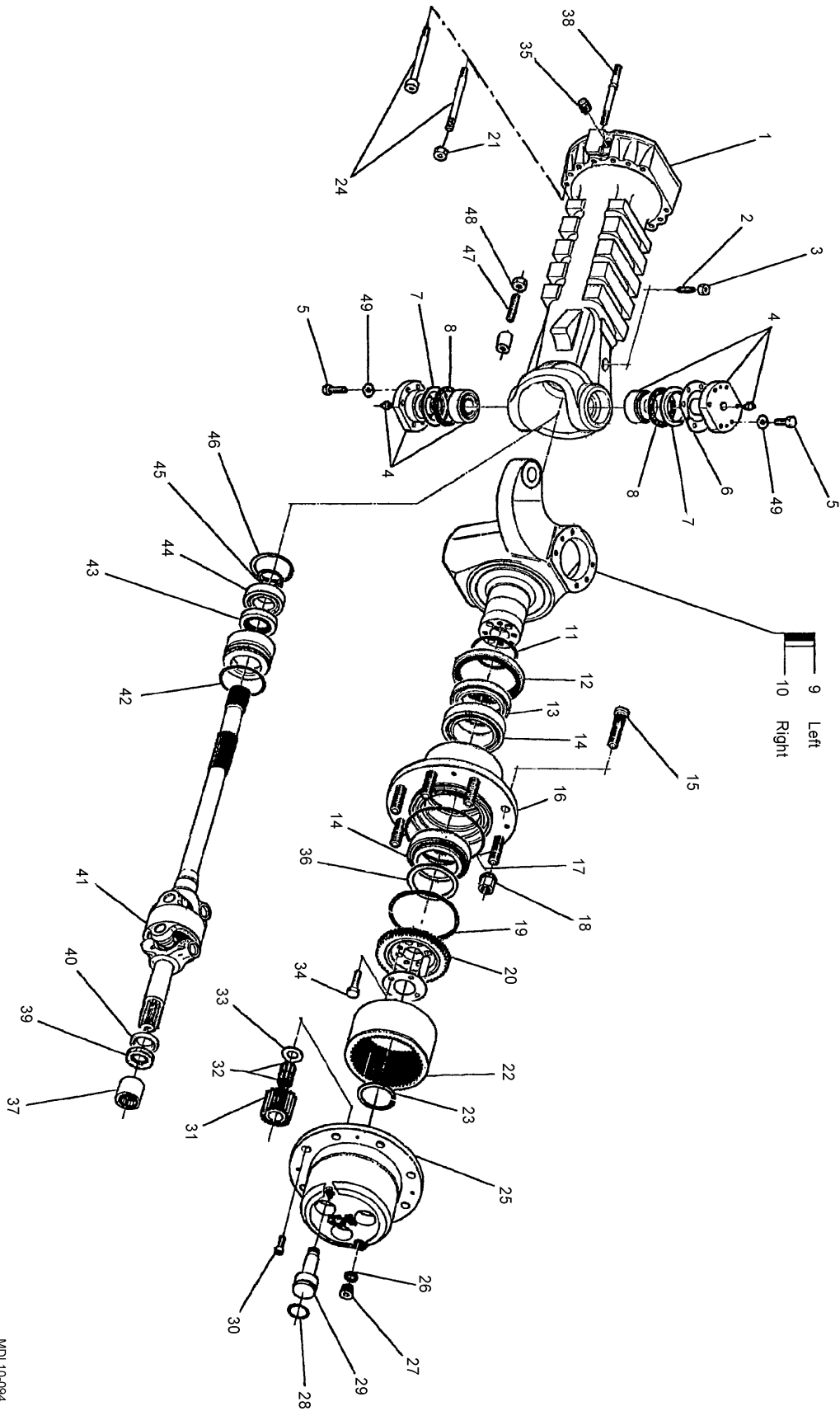
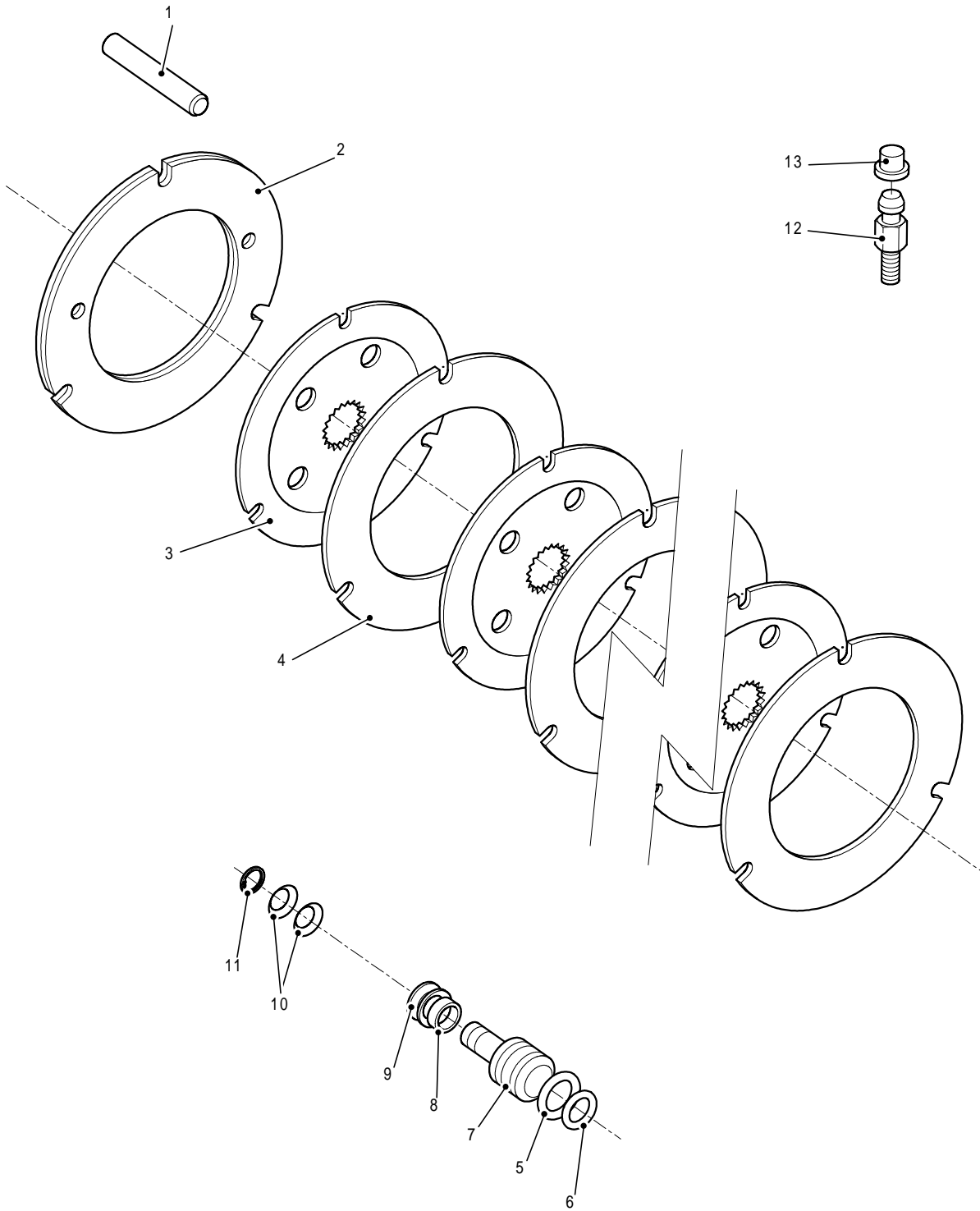


Fig 6.3 279 Axle - Axle Housing



Fig 6.3 Item	Item Name And Description	Part No.	Qty	Remarks
	279 AXLE - AXLE HOUSING (CONT)			
36A	SHIM	CH480100	2	} As required
36B	SHIM	CH480101	2	
36C	SHIM	CH480102	2	
36D	SHIM	CH480103	2	
36E	SHIM	CH480104	2	
37	THRUST BUSHING	CH480110	2	
38	STUD	-	4	
39	SEAL	CH480188	2	
40	DUST EXCLUDER	CH480189	2	
41	JOINT	CH480192	2	Standard
NI 41A	JOINT	CH480193	2	Wide
42	O RING	CH480119	2	
43	SEAL	CH480127	2	
44	BALL BEARING	CH480128	2	
45	CIRCLIP	CH480131	2	
46	CIRCLIP	CH480132	2	
47	ADJUSTING BOLT	CH480137	4	
48	NUT	CH480139	4	
49	SPRING WASHER	-	16	



MDL10-095

Fig 6.4 279 Axle - Brake Assembly



Fig 6.4 Item	Item Name And Description	Part No.	Qty	Remarks
	279 AXLE - BRAKE ASSEMBLY			
1	PIN	CH480150	6	
2	DISC	CH480154	2	
3	BRAKE DISC	CH480155	10	
4	BRAKE DISC	CH480157	10	
5	'O' RING	CH450069	8	
6	BACK UP RING	CH450068	8	
7	PISTON	CH480159	8	
8	SPACER	CH480161	8	
9	SPRING	CH480163	8	
10	CLIP SPRING	CH480164	32	
11	CIRCLIP	CH480167	8	
12	BLEED BOLT	CH450067	2	
13	PLUG	CH480170	2	



Fig 6.5 Item	Item Name And Description	Part No.	Qty	Remarks
279 AXLE - STEERING MECHANISM				
1	ARTICULATED TIE ROD	CH480173	2	Standard
NI 1A	ARTICULATED TIE ROD	CH480183	2	Wide
2	CYLINDER	CH480177	1	
3	'O' RING	CH480180	1	
4	BOLT, CYLINDER	CH480179	5	
NI 5	CYLINDER SEAL KIT	MD49092C00P	1	



Blank Page

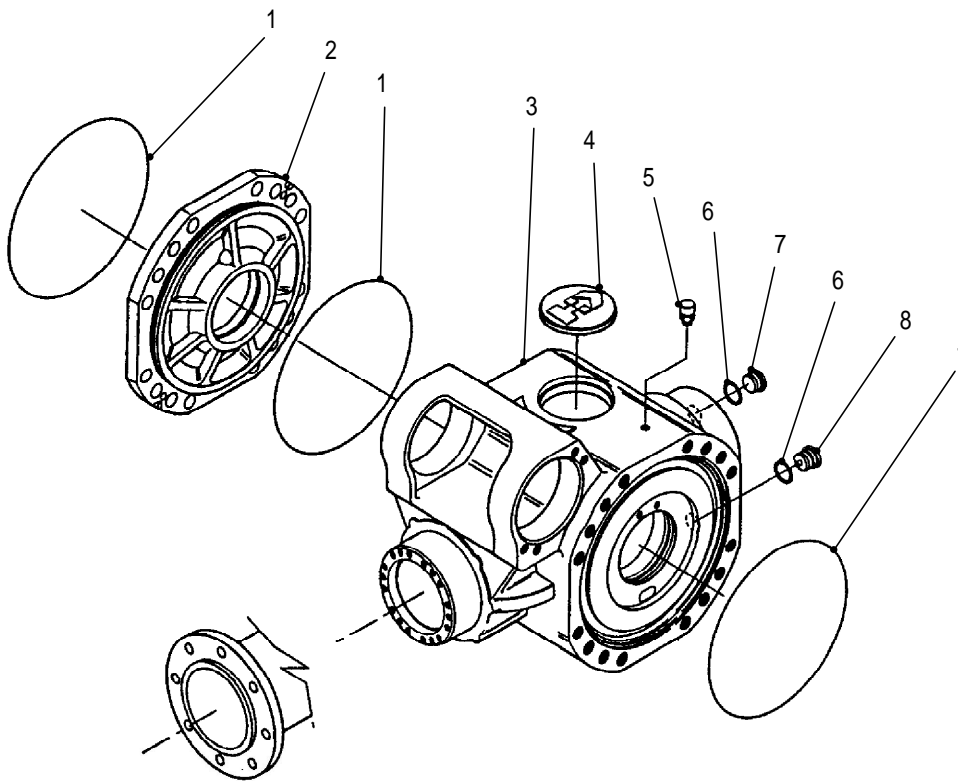


SECTION 7

AXLES 212/138

CONTENTS

Fig	Title	Page
7.1	212 Axle - Differential Housing.....	7.2
7.2	212 Axle - Differential Assembly	7.4
7.3	212 Axle - Axle Housing.....	7.8
7.4	212 Axle - Brake Assembly	7.12
7.5	212 Axle - Steering Mechanism	7.14

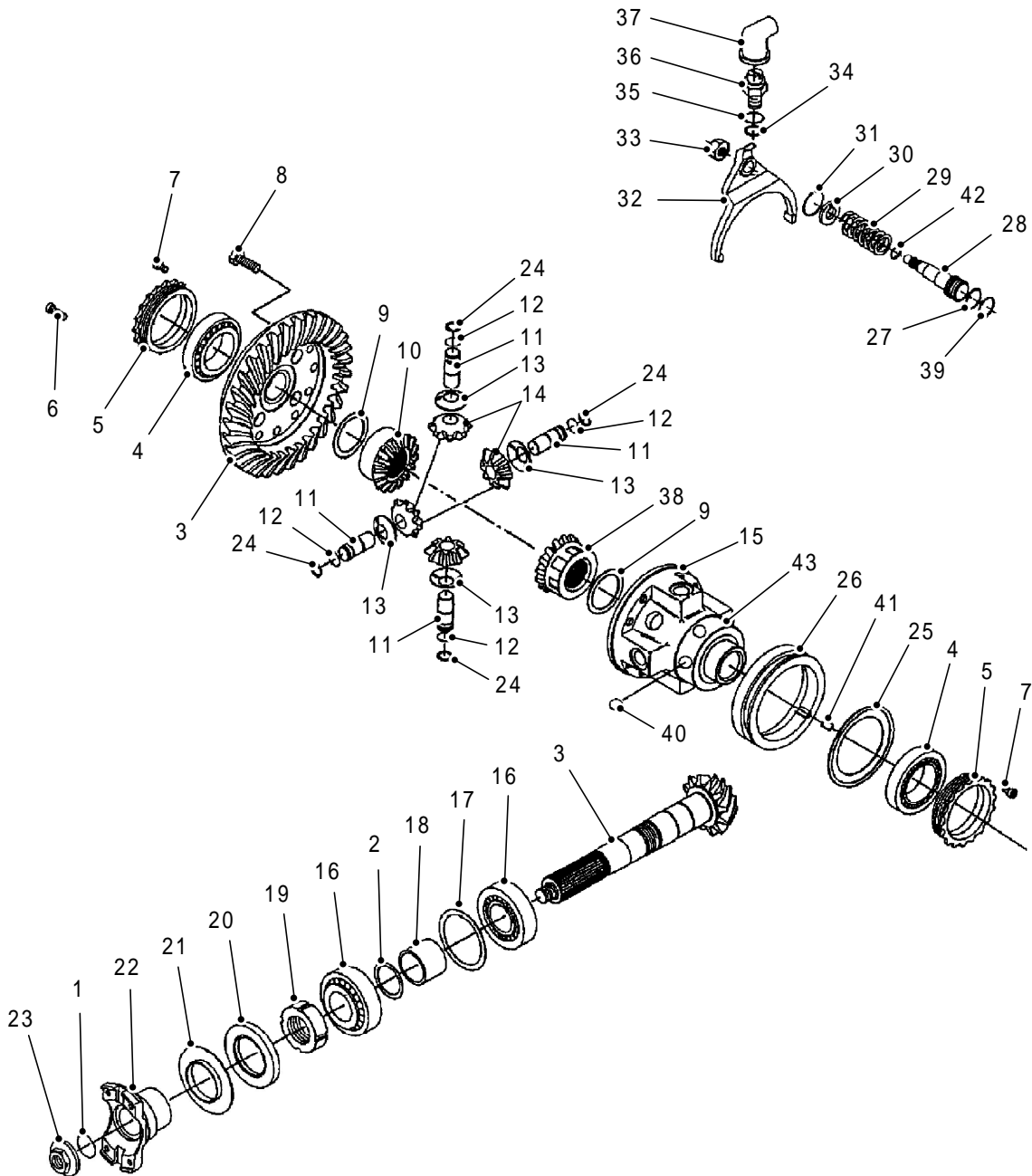


MDL10-066

Fig 7.1 212 Axle - Differential Housing



Fig 7.1 Item	Item Name And Description	Part No.	Qty	Remarks
	212 AXLE - DIFFERENTIAL HOUSING			
1	'O' RING	MD46759C00P	3	
2	INTERMEDIATE COVER	MD46760C00P	1	
3	HOUSING	MD46793C00P	1	
4	COVER	MD46794C00P	1	
5	VENT PLUG	MD46795C00P	1	
6	SEAL WASHER	MD46796C00P	2	
7	PLUG	MD46797C00P	1	
8	MAGNETIC PLUG	MD46798C00P	1	

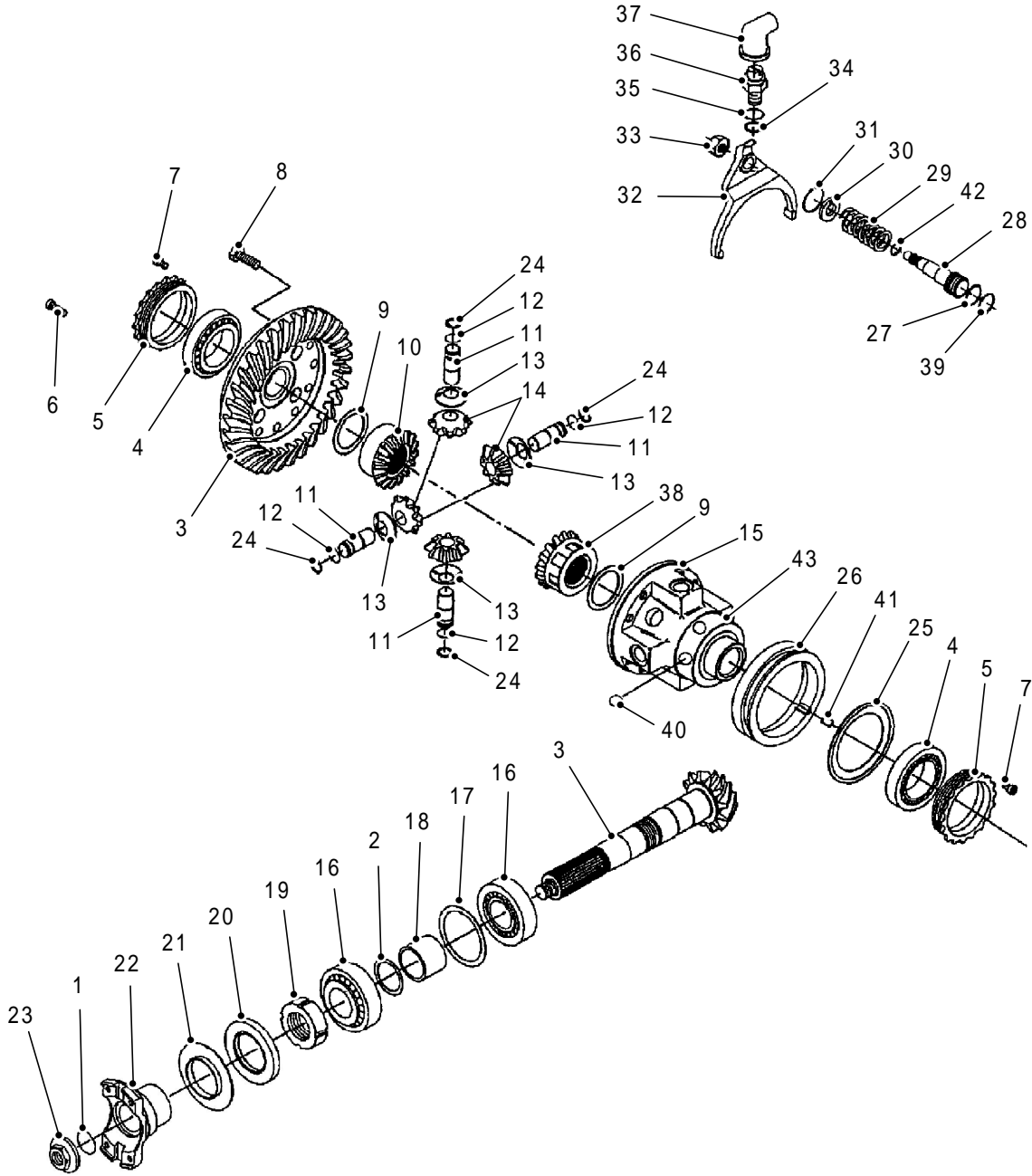


MDL10-067

Fig 7.2 212 Axle - Differential Assembly



Fig 7.2 Item	Item Name And Description	Part No.	Qty	Remarks
	212 AXLE - DIFFERENTIAL ASSEMBLY			
1	'O' RING	MD46799C00P	1	} As required
2A	SHIM	MD46800C00P	1	
2B	SHIM	MD47941C00P	1	
2C	SHIM	MD47942C00P	1	
2D	SHIM	MD47943C00P	1	
2E	SHIM	MD47944C00P	1	
3	BEVEL GEAR SET	MD46801C00P	1	
4	TAPER ROLLER BEARING	MD46802C00P	2	
5	RING NUT	MD46803C00P	2	
6	CYLINDER BOLT	MD46804C00P	4	
7	CYLINDER BOLT	MD46805C00P	2	
8	BOLT	MD46806C00P	12	
9	FRICTION WASHER	MD46807C00P	2	
10	DIFFERENTIAL SIDE GEAR	MD46808C00P	1	
11	PIN	MD46809C00P	4	
12	CIRCLIP	MD46810C00P	4	
13	FRICTION WASHER	MD46811C00P	4	
14	DIFFERENTIAL PINION	MD46812C00P	4	
15	DIFFERENTIAL CARRIER	MD46813C00P	1	
16	TAPER ROLLER BEARING	MD46814C00P	2	
17A	SHIM	MD46815C00P	1	} As required
17B	SHIM	MD47945C00P	1	
17C	SHIM	MD47946C00P	1	
17D	SHIM	MD47947C00P	1	
18	SPACER	MD46816C00P	1	
19	RING NUT	MD46817C00P	1	
20	SEAL	MD46818C00P	1	
21	COVER PLATE	MD46819C00P	1	
22	FLANGE	MD46820C00P	1	
23	NUT	MD46821C00P	1	
24	CIRCLIP	MD46822C00P	4	
25	SHEET	MD46823C00P	1	
26	SELECTOR	MD46824C00P	1	
27	'O' RING	MD46825C00P	1	
28	PISTON	MD46826C00P	1	
29	SPRING	MD46827C00P	1	
30	PLUG	MD46828C00P	1	
31	CIRCLIP	MD46829C00P	1	
32	SELECTOR FORK	MD46830C00P	1	
33	NUT	MD46831C00P	1	

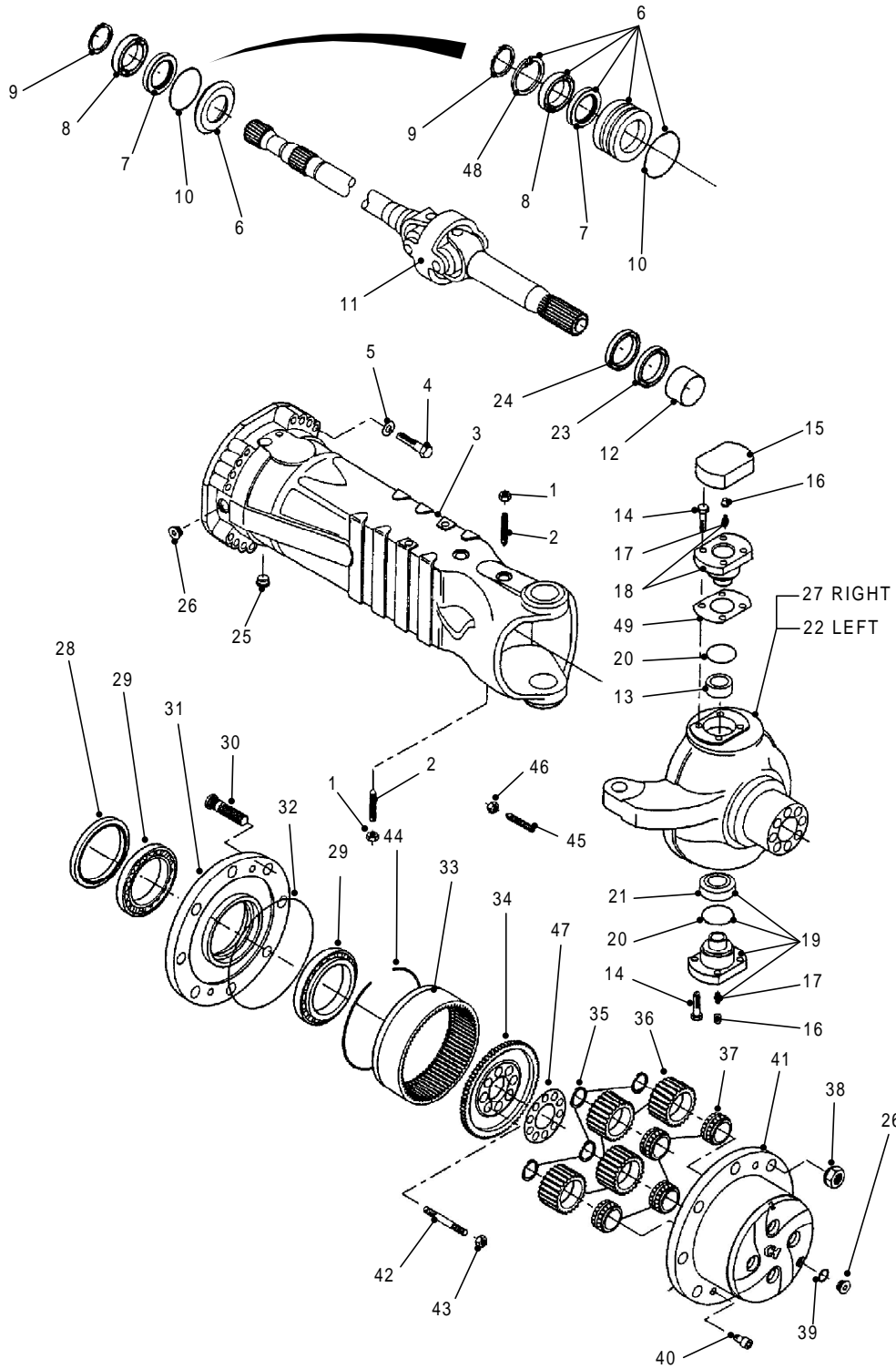


MDL10-067

Fig 7.2 212 Axle - Differential Assembly



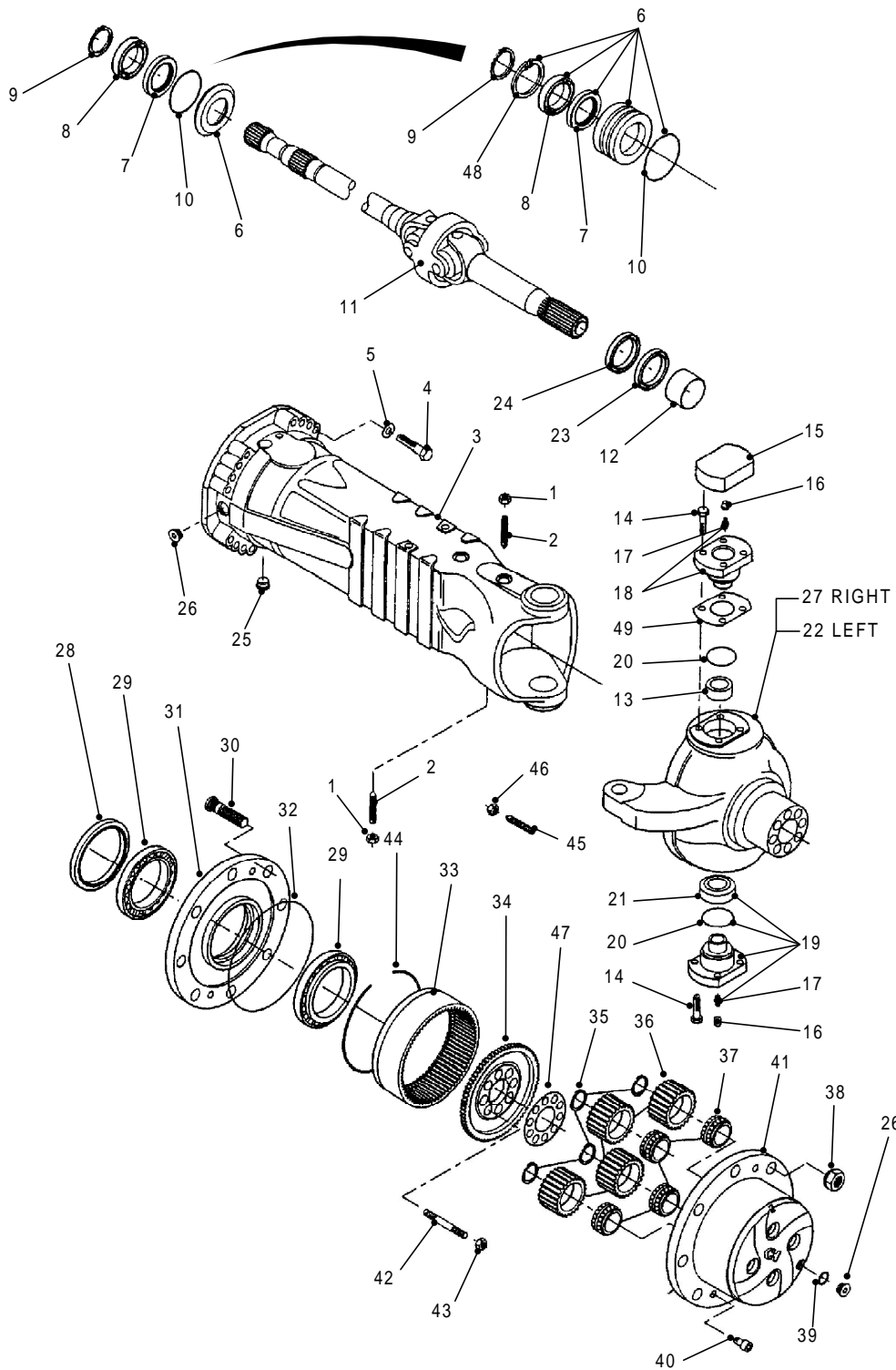
Fig 7.2 Item	Item Name And Description	Part No.	Qty	Remarks
	212 AXLE - DIFFERENTIAL ASSEMBLY (CONT)			
34	'O' RING	MD46832C00P	1	
35	SEAL WASHER	MD46833C00P	1	
36	SECURITY SWITCH	MD46834C00P	1	
37	BOOT	MD46835C00P	1	
38	DIFFERENTIAL SIDE GEAR	MD46836C00P	1	
39	RING	MD46837C00P	1	
40	DETENT BALL	MD46838C00P	6	
41	KEY	MD46839C00P	1	
42	CIRCLIP	MD46840C00P	1	
43	DIFFERENTIAL	MD46841C00P	1	



MDL10-024

Fig 7.3 212 Axle - Axle Housing

Fig 7.3 Item	Item Name And Description	Part No.	Qty	Remarks
	212 AXLE - AXLE HOUSING			
1	NUT	MD46842C00P	2	
2	STEERING ADJUST BOLT	MD46843C00P	2	
3	AXLE CASE	MD46844C00P	2	
3A	AXLE CASE	MD46687000P	2	2080mm axle
4	BOLT	MD46845C00P	32	
5	WASHER	MD46846C00P	32	
6	REDUCTION BUSHING	MD46848C00P	2	
7	SEAL	MD46849C00P	2	
8	BALL BEARING	MD46850C00P	2	
9	CIRCLIP	MD46851C00P	2	
10	'O' RING	MD46852C00P	2	
11	JOINT	MD46853C00P	2	
11A	JOINT	MD46695C009	2	2080mm axle
12	THRUST BUSHING	MD46854C00P	2	
13	OUTER RACE	MD46855C00P	2	
14	BOLT	MD46856C00P	20	
15	COVER	MD46857C00P	2	
16	PLUG	MD46858C00P	4	
17	GREASE NIPPLE	MD46859C00P	2	
18	PIVOT PIN	MD46860C00P	2	
19	PIVOT PIN	MD46861C00P	2	
20	SEAL	MD46862C00P	2	
21	BUSH	MD46863C00P	2	
22	STEERING CASE LH	MD52230C00P	1	
23	SEAL	MD46870C00P	2	
24	DUST EXCLUDER	MD46871C00P	2	
25	MAGNETIC PLUG	MD46872C00P	2	
26	PLUG	MD46873C00P	4	
27	STEERING CASE RH	MD46874C00P	1	
28	SEAL	MD46875C00P	2	
29	BEARING	MD46876C00P	4	
30	WHEEL STUD	MD46877C00P	16	
31	WHEEL HUB	MD46878C00P	2	
32	'O' RING	MD46879C00P	2	
33	RING GEAR	MD46880C00P	2	
34	RING GEAR SUPPORT	MD46881C00P	2	
35	CIRCLIP	MD46882C00P	8	
36	PLANET GEAR	MD46886C00P	8	
37	BEARING	MD46887C00P	8	
38	NUT	MD46888C00P	16	
39	SEAL WASHER	MD46889C00P	6	
40	BOLT, COUNTERSUNK	MD46890C00P	4	

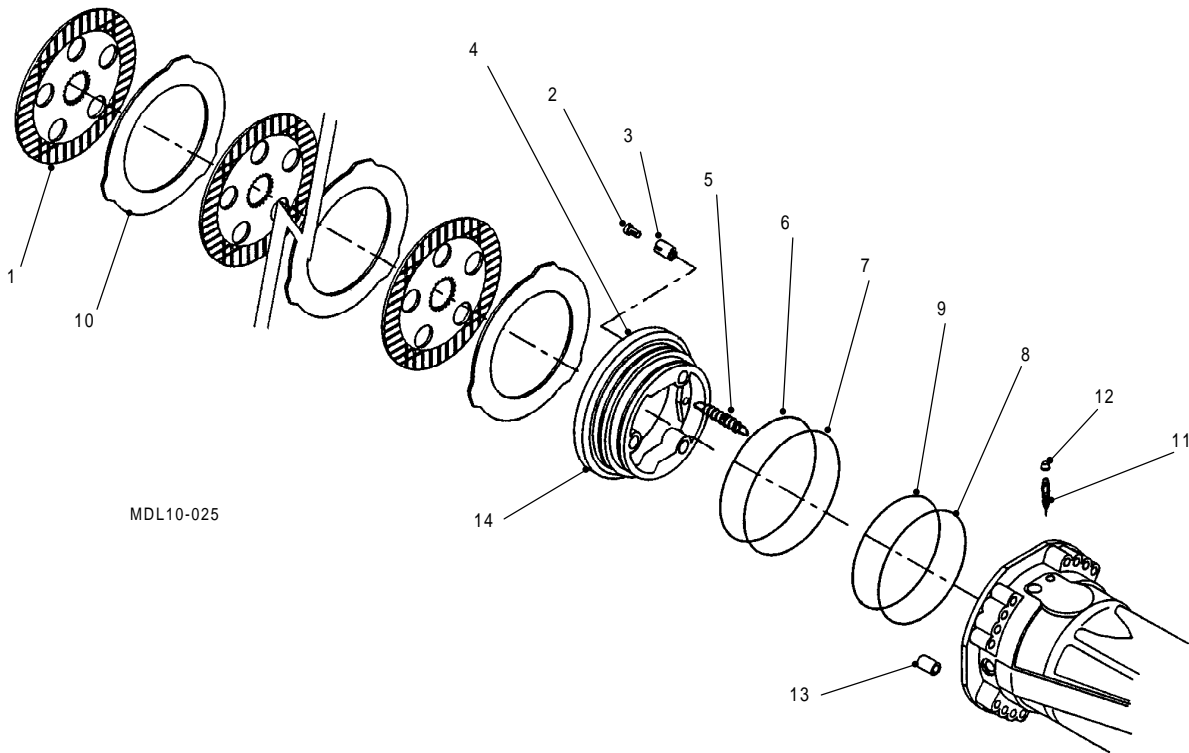


MDL10-024

Fig 7.3 212 Axle - Axle Housing



Fig 7.3 Item	Item Name And Description	Part No.	Qty	Remarks
	212 AXLE - AXLE HOUSING (CONT)			
41	PLANET GEAR CARRIER	MD46891C00P	2	
42	STUD	MD46892C00P	16	
43	NUT	MD46893C00P	16	
44	CIRCLIP	MD46894C00P	2	
45	ADJUSTING BOLT	MD46895C00P	2	
46	NUT	MD46896C00P	4	
47	LOCKING PLATE	MD46897C00P	2	
48	CIRCLIP	MD46898C00P	2	
49A	SHIM	MD46900C00P	2	
49B	SHIM	MD47952C00P	2	
49C	SHIM	MD47950C00P	2	

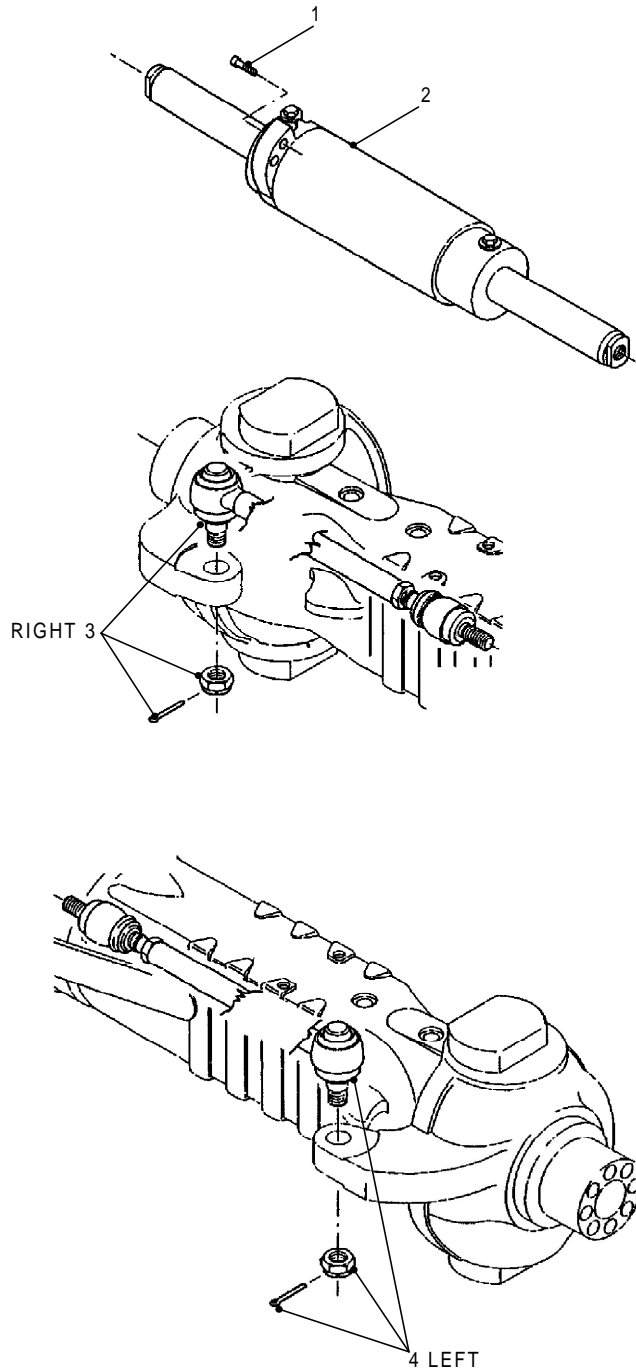


MDL10-025

Fig 7.4 212 Axle - Brake Assembly



Fig 7.4 Item	Item Name And Description	Part No.	Qty	Remarks
	212 AXLE - BRAKE ASSEMBLY			
1	BRAKE DISC	MD46903C00P	6/8	
2	ADJUSTING BOLT	MD46904C00P	6	
3	SPRING	MD46905C00P	6	
4	PISTON	MD46906C00P	2	6 Disc
NI 4A	PISTON	MD52239C00P	2	8 Disc
5	SPRING	MD46907C00P	6	
6	BACK UP RING	MD46908C00P	2	
7	'O' RING	MD46909C00P	2	
8	BACK UP RING	MD46910C00P	2	
9	'O' RING	MD46911C00P	2	
10	INTERMEDIATE BRAKE DISC	MD46912C00P	8/10	
11	BLEED BOLT	MD46913C00P	2	
12	PLUG	MD46914C00P	2	
13	DOWEL	MD46915C00P	2	
14	PISTON KIT	MD46916C00P	2	Item 14 contains Items 4, 5, 6, 7, 8 and 9



MDL10-026

Fig 7.5 212 Axle - Steering Mechanism



Fig 7.5 Item	Item Name And Description	Part No.	Qty	Remarks
	212 AXLE - STEERING MECHANISM			
1	CYLINDER BOLT	MD46917C00P	4	
2	CYLINDER	MD46918C00P	1	
3	ARTICULATED TIE ROD	MD46919C00P	1	
3A	ARTICULATED TIE ROD	MD46756C00P	1	2080mm axle
4	ARTICULATED TIE ROD	MD46920C00P	1	
4A	ARTICULATED TIE ROD	MD46757C00P	1	2080mm axle
NI 5	SEAL KIT	MD49092C00P	1	



Blank Page

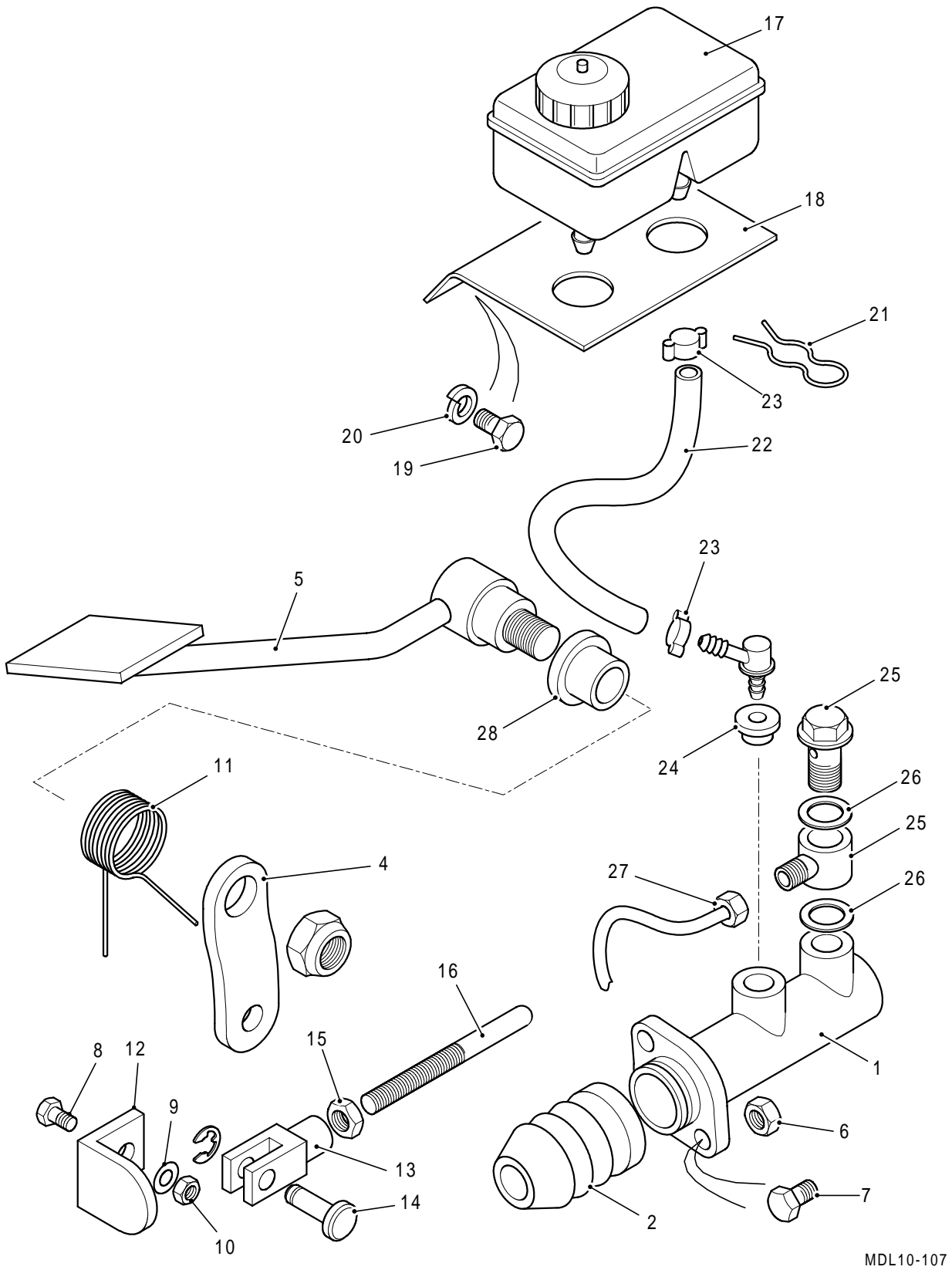


SECTION 8

CONTROLS

CONTENTS

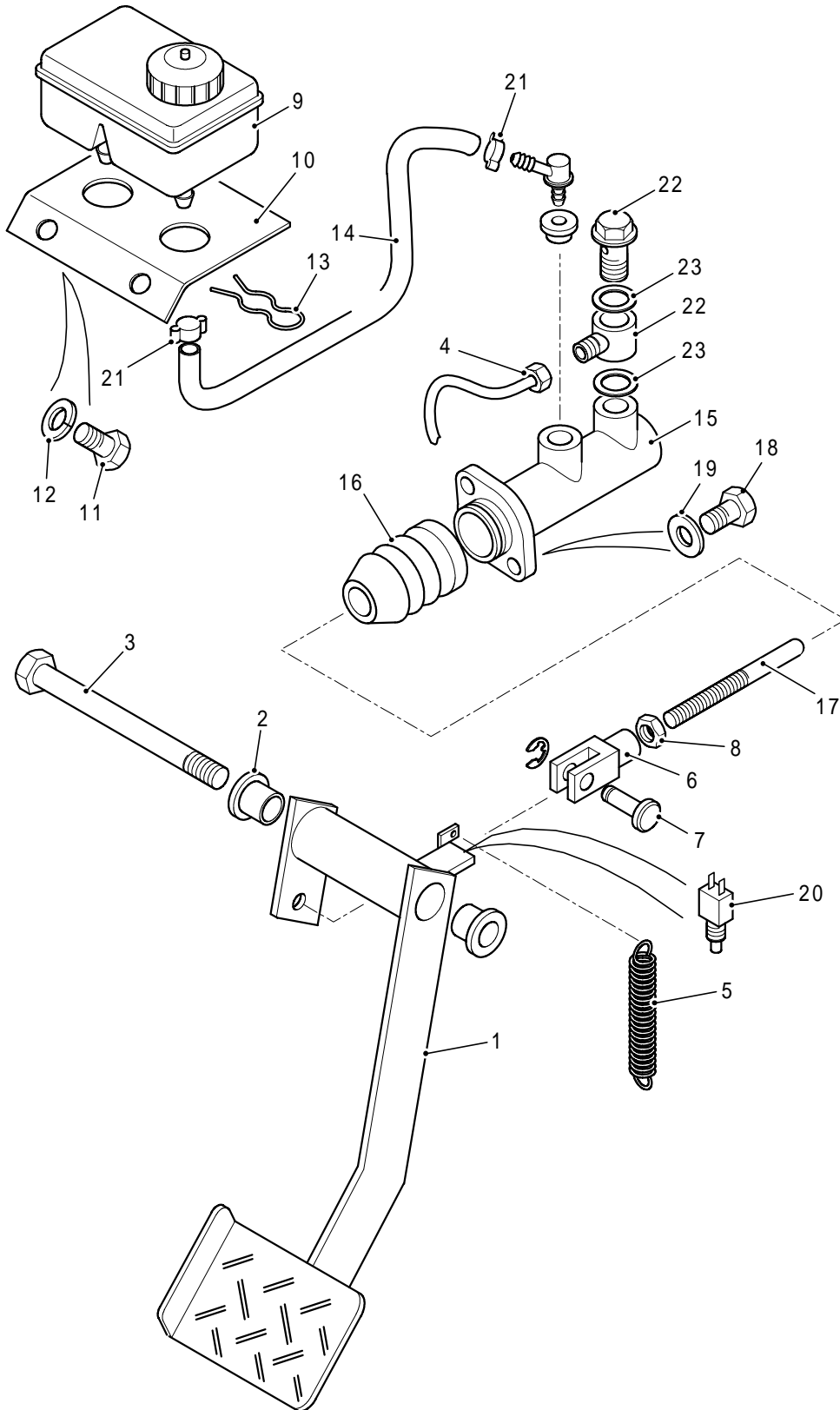
Fig	Title	Page
8.1	Diff Lock Pedal Assembly.....	8.2
8.2	Clutch Pedal	8.4
8.3	Gear Selector Lever, Transmission 4200.....	8.6
8.4	Range Selector Lever, Transmission 4200	8.8
8.5	Gear Selector Lever, Transmission 6200.....	8.10
8.6	Accelerator and Remote Hand Throttle.....	8.12
8.7	Steering Column.....	8.14
8.8	Axle Sensors/Controls.....	8.16
8.9	Brake Pedal.....	8.18
8.10	Parking Brake.....	8.20
8.11	Transfer Box 2/4 Wheel Drive Control	8.22
8.12	Transfer Box Fittings	8.24



MDL10-107

Fig 8.1 Diff Lock Pedal Assembly

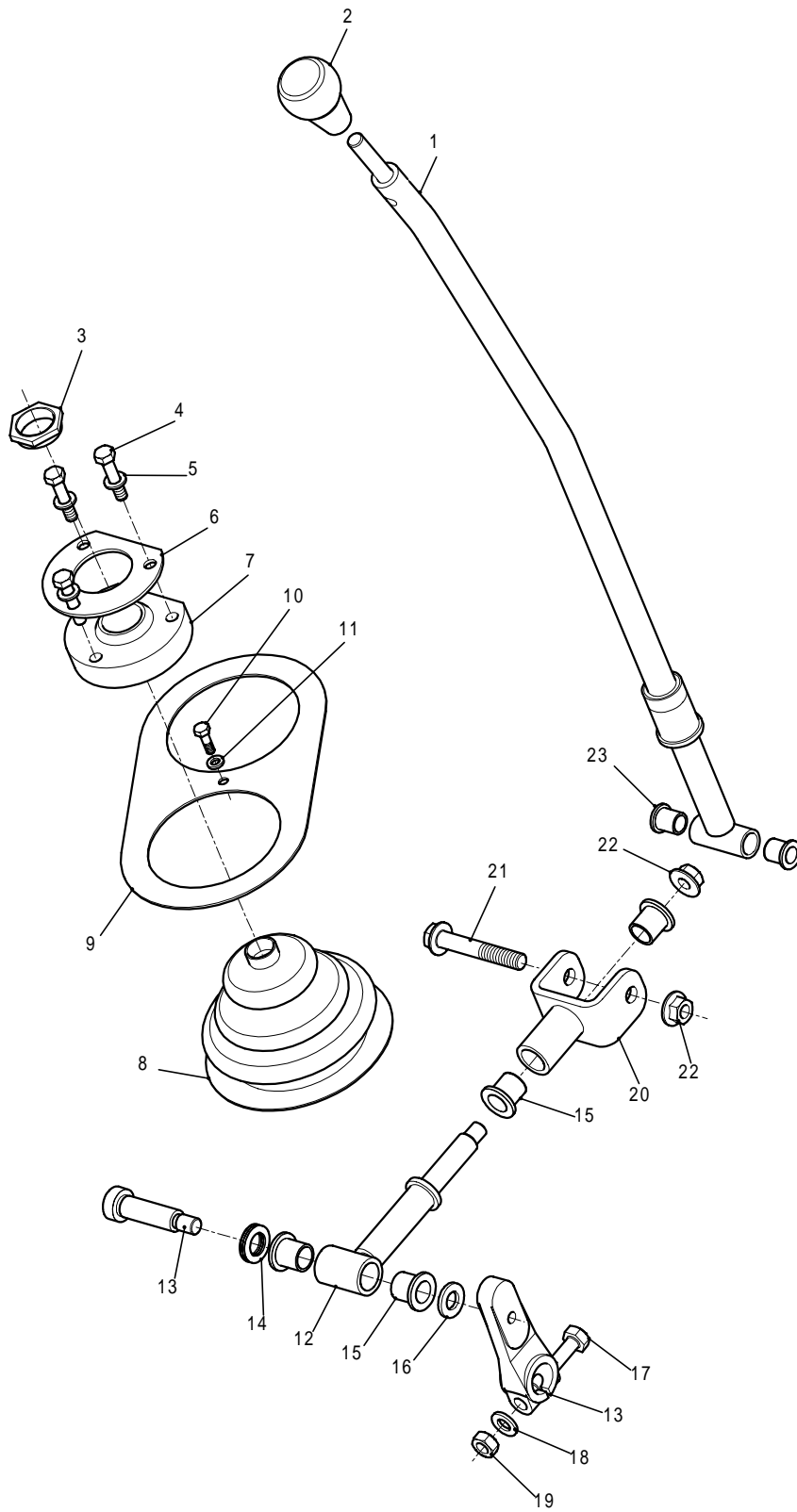
Fig 8.1 Item	Item Name And Description	Part No.	Qty	Remarks
	DIFF LOCK PEDAL ASSEMBLY			
1	MASTER CYLINDER	MD44157F15P	1	
2	CYLINDER BOOT	080317	1	
NI 3	BUSH, NYLON	MD43647F10C	2	
4	LEVER ARM	171672	1	
5	DIFF. LOCK PEDAL	MD42998A40A	1	
6	BOLT, HEX, HD, M8 X 30	F19M08030	2	
7	NUT, NYLOC, 8 MM	F22M08	2	
8	SETSCREW, M6 X 16	F18M06616	1	
9	WASHER, PLAIN, 6 MM	F31M06	1	
10	NUT, NYLOC 6 MM	F22M16	1	
11	SPRING, DIFF. LOCK PEDAL	171674	1	
12	DIFF. LOCK STOP	060706	1	
13	SHORT CLEVIS, M8	MD45390X26P	1	
14	CLEVIS PIN	MD45391X26P	1	
15	NUT	F20M08	1	
16	PUSH ROD	171610	1	
17	RESERVOIR, MINERAL OIL	080324	1	
18	BRACKET, RESERVOIR	172501	1	
19	SETSCREW, M6 X 20	F18M06020	2	
20	WASHER, SPRING, 6 MM	F33M06	2	
21	'R' CLIP	063225	1	
22	HOSE, DIFF. LOCK, 430 MM	333007	1	
23	'O' CLIP, 15 MM	F41M07015	2	
24	SEAL	080362	1	
25	BANJO BOLT, 08L X 12 MM	H6708LMM12M	1	
26	BONDED SEAL	H70M12	2	
27	STEEL PIPE, DIFF. MASTER	H357106	1	
28	BULKHEAD ADAPTOR, 85	H5308S	1	



MDL10-005

Fig 8.2 Clutch Pedal

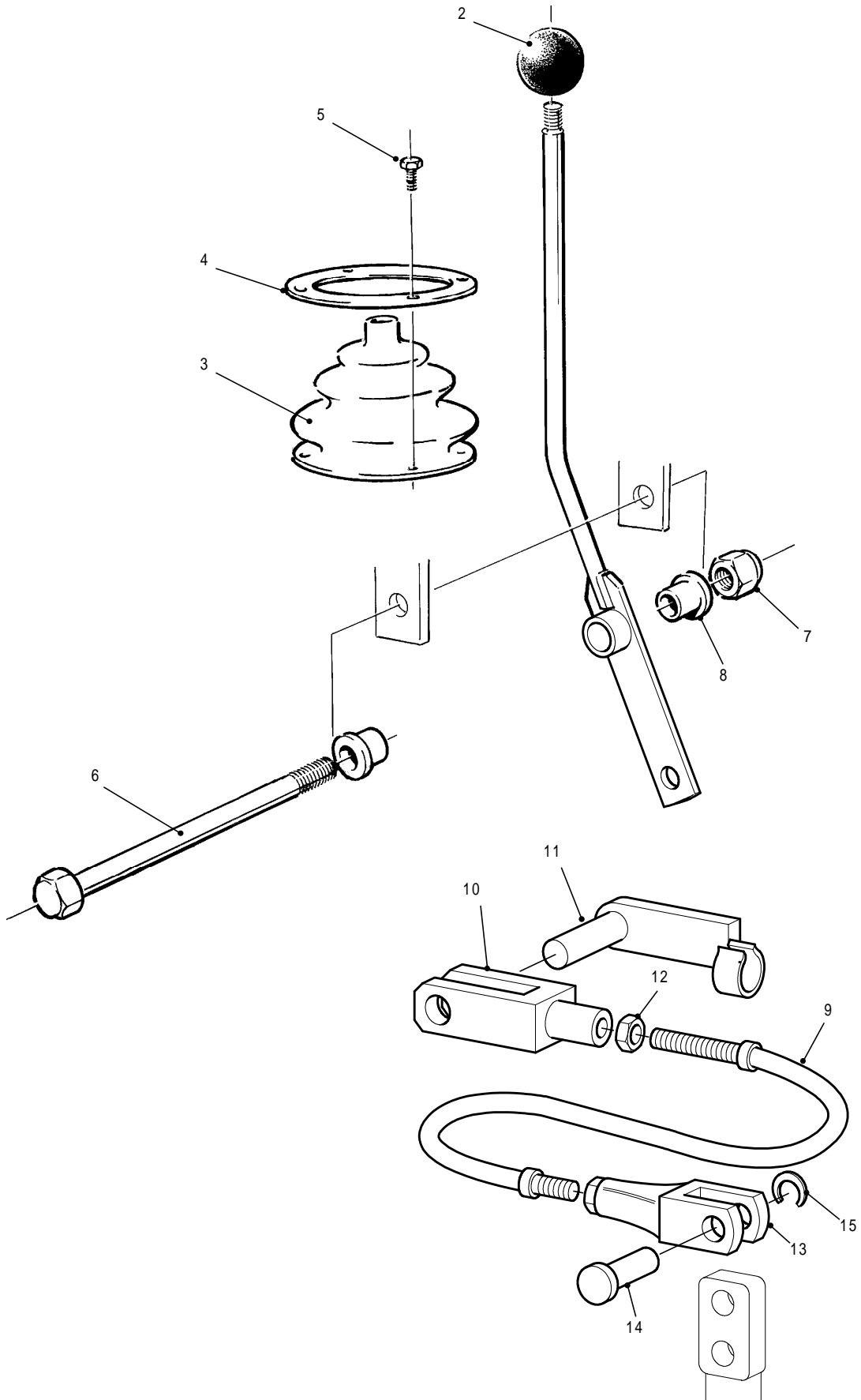
Fig 8.2 Item	Item Name And Description	Part No.	Qty	Remarks
	CLUTCH PEDAL			
1	CLUTCH PEDAL	190810	1	
2	BUSH, NYLON	MD43678F10C	2	
3	BOLT, HEX HD, M12 X 100	F19M12100	1	
4	CLUTCH PIPES	MD47511F15A	1	
5	SPRING, PEDAL RETURN	171401	1	
6	CLEVIS, M8	MD45390X26P	1	
7	CLEVIS PIN, 8 MM	MD45391X26P	1	
8	NUT, 8 MM	F20M08	1	
9	RESERVOIR, MINERAL OIL	080324	1	
10	BRACKET, RESERVOIR	172501	1	
11	SETSCREW, M6 X 20	F18M06020	2	
12	WASHER, SPRING, 6 MM	F33M06	2	
13	'R' CLIP	063225	1	
14	HOSE, 6 MM	H07M0603	1	
15	MASTER CYLINDER	MD44157F15P	1	
16	CYLINDER BOOT	080317	1	
17	PUSH ROD, CLUTCH PEDAL	171501	1	
18	BOLT, HEX HD, M8 X 30	F19M08030	2	
19	WASHER, PLAIN, 8 MM	F31M08	2	
20	SWITCH, CLUTCH	060406	1	
21	'O' CLIP, 13 MM	F41M07013	2	
22	BANJO BOLT	H6708LMM12M	1	
23	BONDED SEAL	H70M12	2	



MDL10-035

Fig 8.3 Gear Selector Lever, Transmission 4200

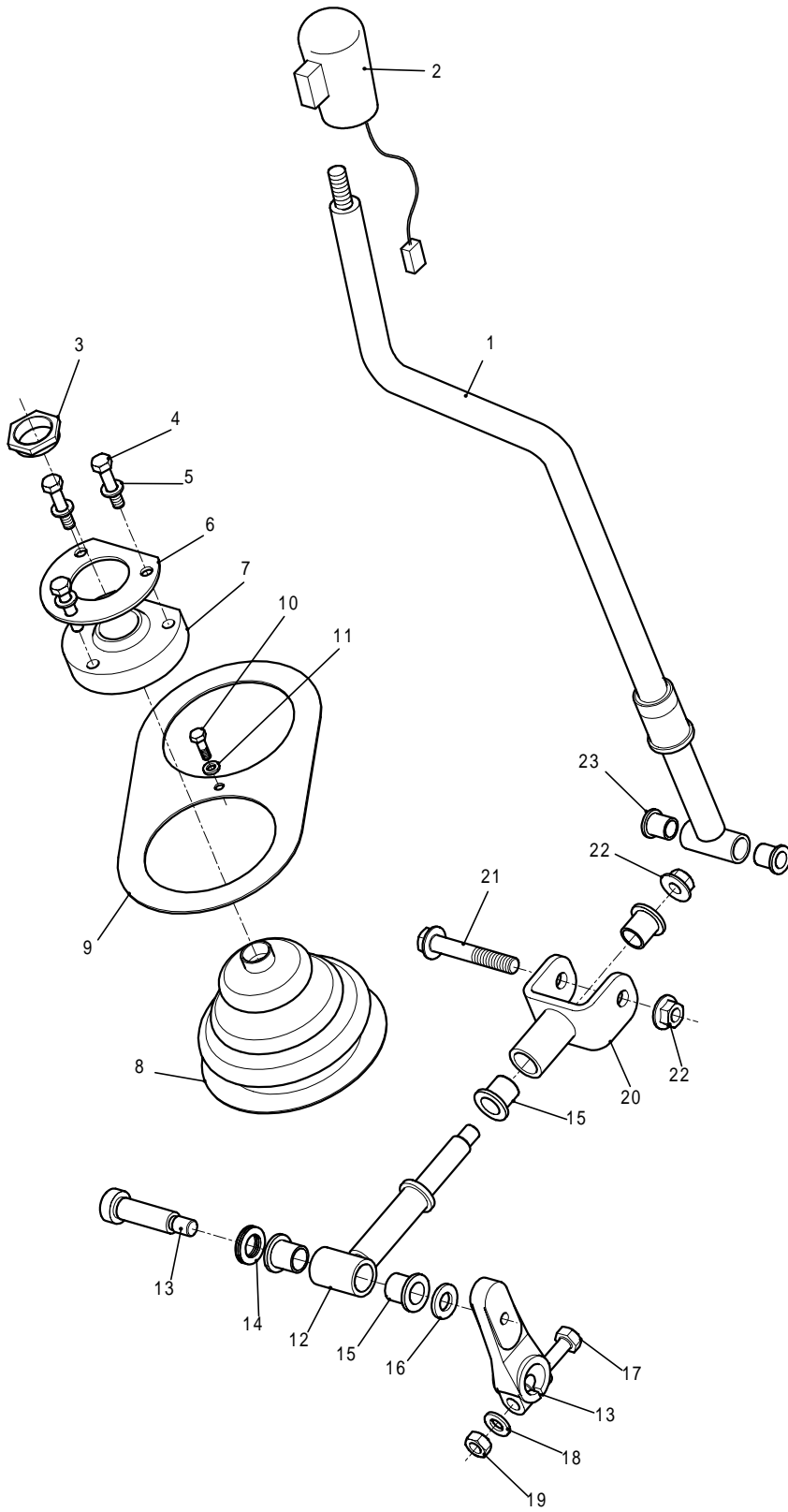
Fig 8.3 Item	Item Name And Description	Part No.	Qty	Remarks
	GEAR SELECTOR LEVER, TRANSMISSION 4200			
1	GEARLEVER	MD44384F10A	1	
2	GEAR KNOB	MD44957F10P	1	
3	SPECIAL NUT M30	MD43623F10C	1	
4	BOLT HEX M8 X 40	MD41850X10S	3	
5	WASHER M8 FLAT	MD40651X30S	3	
6	KEEP PLATE - GEARSHIFT ASSY	MD43639F10C	1	
7	SPHERICAL BEARING	MD43587F10P	1	
8	GAITER - MAIN SHAFT	MD43648F10C	1	
9	GAITER CLAMP - MAIN SHAFT	MD43649F10C	1	
10	BOLT HEX M6 X 20	MD40642X10S	1	
11	WASHER M6 FLAT HARDENED	MD40646X30S	1	
12	GEARSHIFT LINK ROD	MD43167F10A	1	
13	EXTERNAL ARM	MD42522F10P	1	
14	WASHER - SPRING DISC	MD43636F10P	6	
15	BUSH NYLON	MD43647F10C	4	
16	WASHER M12 FLAT HARDENED	MD40663X30S	1	
17	BOLT HEX M10 X 50	MD40655X10S	1	
18	WASHER M10 FLAT HARDENED	MD40656X30S	1	
19	NUT M10	MD40923X20S	1	
20	GEARSHIFT CLEVIS	MD43641F10A	1	
21	BOLT M12 FLANGE HEAD	MD42209X10S	1	
22	NUT M12 FLANGE HEAD	MD41610X20S	2	
23	BUSH NYLON	MD43678F10C	2	



MDL10-044

Fig 8.4 Range Selector Lever, Transmission 4200

Fig 8.4 Item	Item Name And Description	Part No.	Qty	Remarks
	RANGE SELECTOR LEVER, TRANSMISSION 4200			
1	GEAR LEVER	172603	1	
2	KNOB, H/L LEVER	042706	1	
3	GAITER	MD43648F10C	1	
4	SECURING RING	MD43649F10C	1	
5	SCREW	-	4	
6	BOLT, HEX HD, M12 X 100	F19M12100	1	
7	NUT, NYLOC, 12MM	F22M12	1	
8	BUSH, NYLON	MD43678F10C	2	
9	CABLE, TRANSFER BOX, H/L	MD44814F75P	1	
10	CLEVIS, SPECIAL	340105	1	
11	CLEVIS, PIN, SPRING	340600	1	
12	NUT, 8 MM	F20M08	2	
13	CLEVIS, SHORT, M8	MD45390X26P	1	
14	CLEVIS PIN	MD45391X26P	1	
15	CLIP, RETAINING, 8 MM	MD45392X26P	1	



MDL10-080

Fig 8.5 Gear Selector Lever, Transmission 6200

Fig 8.5 Item	Item Name And Description	Part No.	Qty	Remarks
	GEAR SELECTOR LEVER, TRANSMISSION 6200			
1	GEARLEVER	MD43606F10A	1	
2	GEAR KNOB	-	1	Various available, check with MDL
3	SPECIAL NUT M30	MD43623F10C	1	
4	BOLT HEX M8 X 40	MD41850X10S	3	
5	WASHER M8 FLAT	MD40651X30S	3	
6	KEEP PLATE - GEARSHIFT ASSY	MD43639F10C	1	
7	SPHERICAL BEARING	MD43587F10P	1	
8	GAITER - MAIN SHAFT	MD43648F10C	1	
9	GAITER CLAMP - MAIN SHAFT	MD43649F10C	1	
10	BOLT HEX M6 X 20	MD40642X10S	1	
11	WASHER M6 FLAT HARDENED	MD40646X30S	1	
12	GEARSHIFT LINK ROD	MD43167F10A	1	
13	EXTERNAL ARM	F10M12050	1	
14	WASHER - SPRING DISC	MD43636F10P	6	
15	BUSH NYLON	MD43647F10C	4	
16	WASHER M12 FLAT HARDENED	MD40663X30S	1	
17	BOLT HEX M10 X 50	MD40655X10S	1	
18	WASHER M10 FLAT HARDENED	MD40656X30S	1	
19	NUT M10	MD40923X20S	1	
20	GEARSHIFT CLEVIS	MD43641F10A	1	
21	BOLT M12 FLANGE HEAD	MD42209X10S	1	
22	NUT M12 FLANGE HEAD	MD41610X20S	2	
23	BUSH NYLON	MD43678F10C	2	

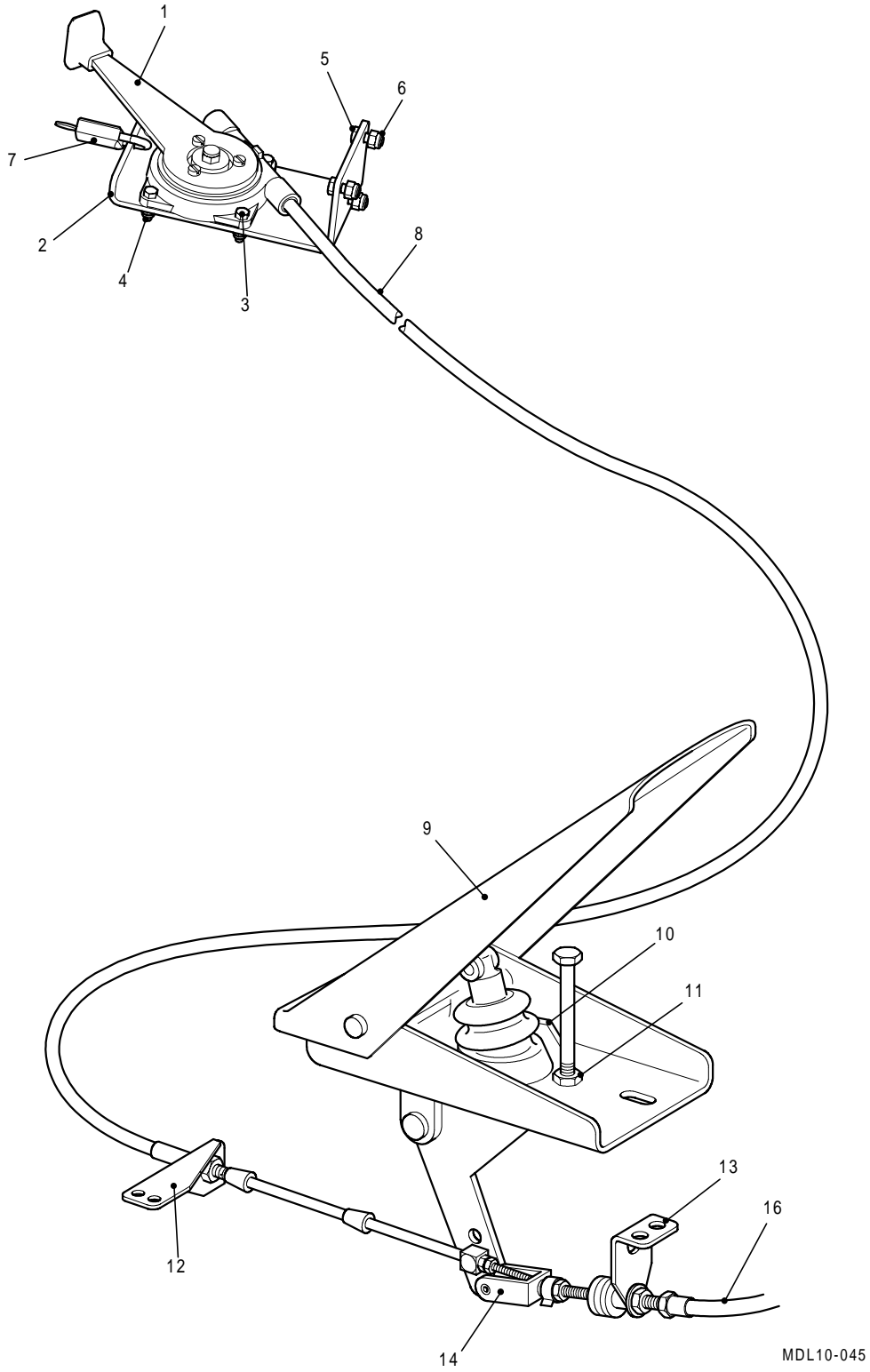
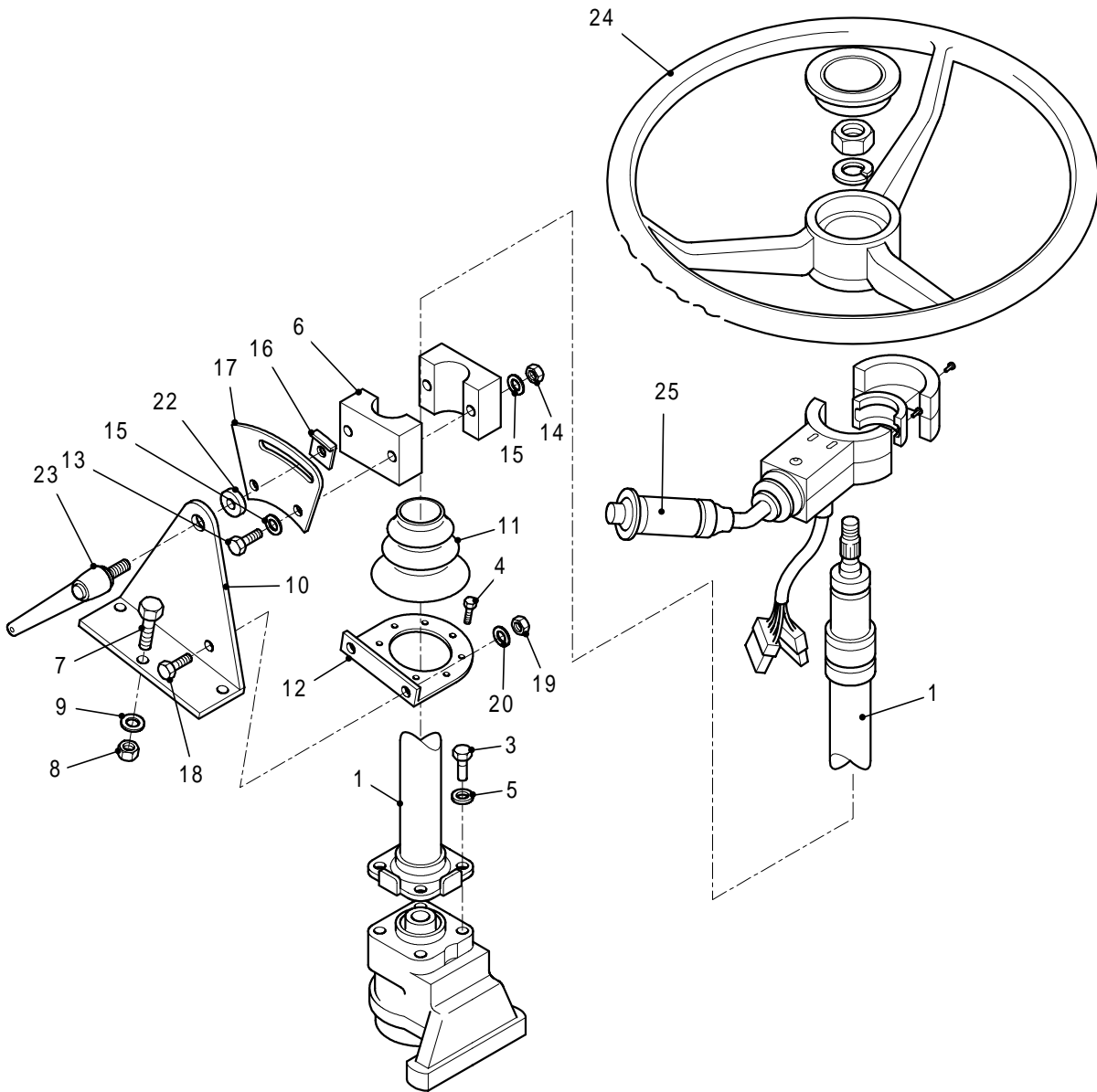


Fig 8.6 Accelerator and Remote Hand Throttle



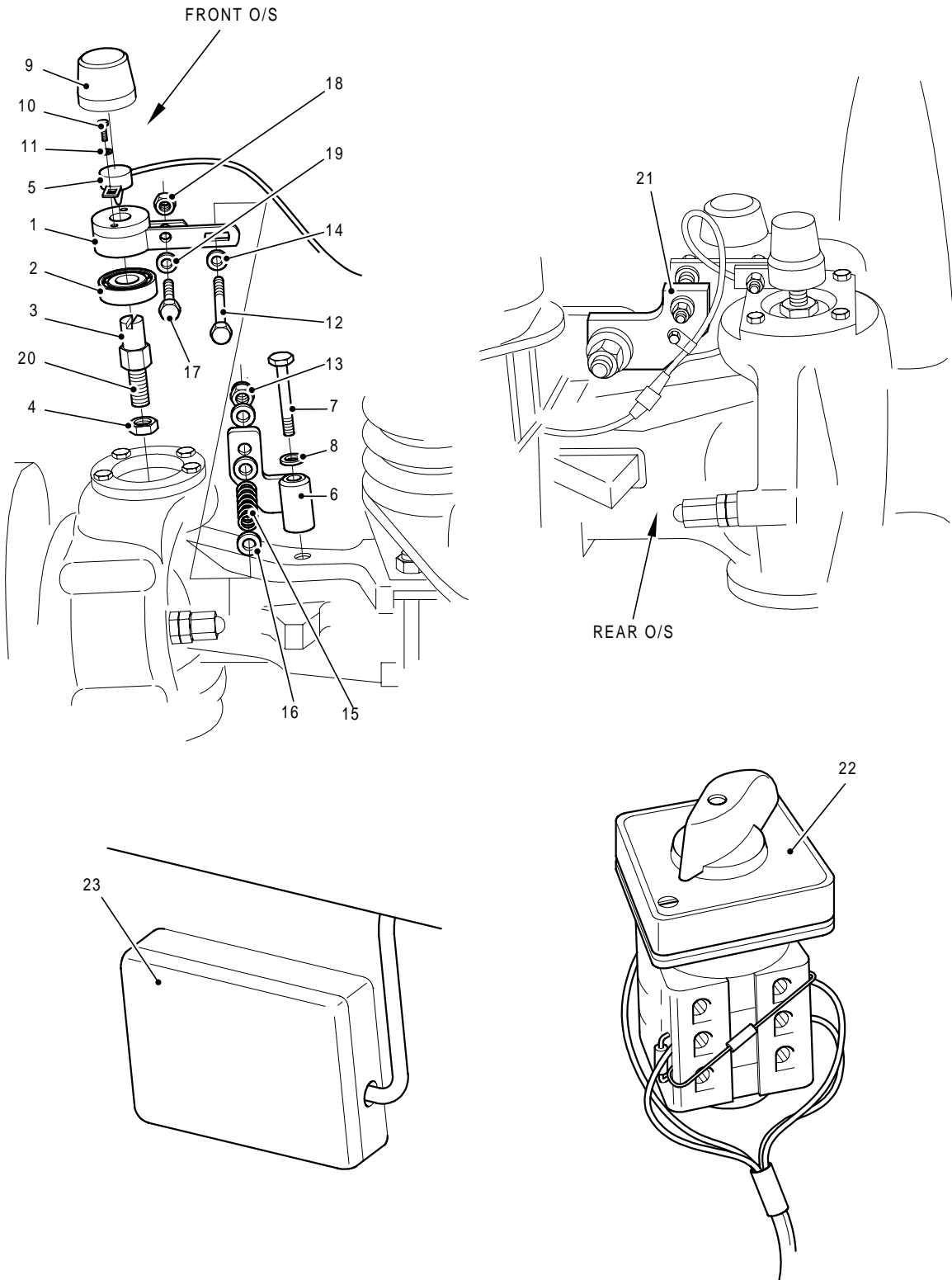
Fig 8.6 Item	Item Name And Description	Part No.	Qty	Remarks
	ACCELERATOR AND REMOTE HAND THROTTLE			
1	HAND THROTTLE LEVER	MD46003A42P	1	
2	HAND THROTTLE BRACKET	MD46048T30C	1	
3	BOLT, HEX HD, M5 X 20	MD41237X10S	7	
4	NUT, NYLOC, 5 MM	MD41235X20S	7	
5	BOLT, HEX HD, M6 X 16	MD41890X10S	3	
6	NUT, NYLOC, 6 MM	MD40645X20S	3	
7	PADLOCK	-	1	
8	HAND THROTTLE CABLE	MD46040A42P	1	
9	FOOT THROTTLE PEDAL	MD46004A42P	1	
10	BOLT, HEX HD, M6 X 45	F19M06045	1	
11	NUT, COARSE, 6 MM	F20M06	3	
12	BRACKET, HAND THROTTLE	140502	1	
13	BRACKET, FOOT THROTTLE	MD52537A42C	1	
14	CLEVIS, SPECIAL	340104	1	
NI 15	CORE, FITTING, THROTTLE	MD52538A42P	1	
16	FOOT, THROTTLE CABLE	MD45530A40P	1	



MDL10-001

Fig 8.7 Steering Column

Fig 8.7 Item	Item Name And Description	Part No.	Qty	Remarks
	STEERING COLUMN			
1	STEERING COLUMN	350610	1	
NI 2	STEERING COLUMN, HINGE	060702	1	
3	SCREW, SKT, CSK	F08M10030	4	
4	SETSCREW, M8 X 25	F18M08025	6	
5	WASHER, PLAIN, 8MM	F31M08	6	
6	BUSH, NYLON	MD43678F10C	4	
7	BOLT, HEX HD, M12 X 110	F19M12110	1	
8	NUT, NYLOC, 12MM	F22M12	1	
9	WASHER, PLAIN, 12MM	F31M12	2	
10	STEERING COLUMN, BRACE	060801	1	
11	GAITER, STEERING COLUMN	061600	1	
12	GAITER CLAMP, STEERING COLUMN	060808	1	
13	SETSCREW, M6 X 20	F18M06020	2	
14	NUT, NYLOC, 6MM	F22M06	2	
15	WASHER, PLAIN, 6MM	F31M06	4	
16	STEERING COLUMN, CLAMP	060803	1	
17	STEERING COLUMN, GUIDE	060802	1	
18	BOLT, HEX HD, M10 X 90	F19M10090	2	
19	NUT, NYLOC, 10MM	F22M10	2	
20	WASHER, PLAIN, 10MM	F31M10	4	
NI 21	STEERING COLUMN, BOLT	060804	1	
22	COLUMN CLAMP, SPACER	060805	2	
23	INDEXING CLAMP HANDLE	071802	1	
24	STEERING WHEEL, 400MM	080200	1	
25	COLUMN SWITCH	062011	1	

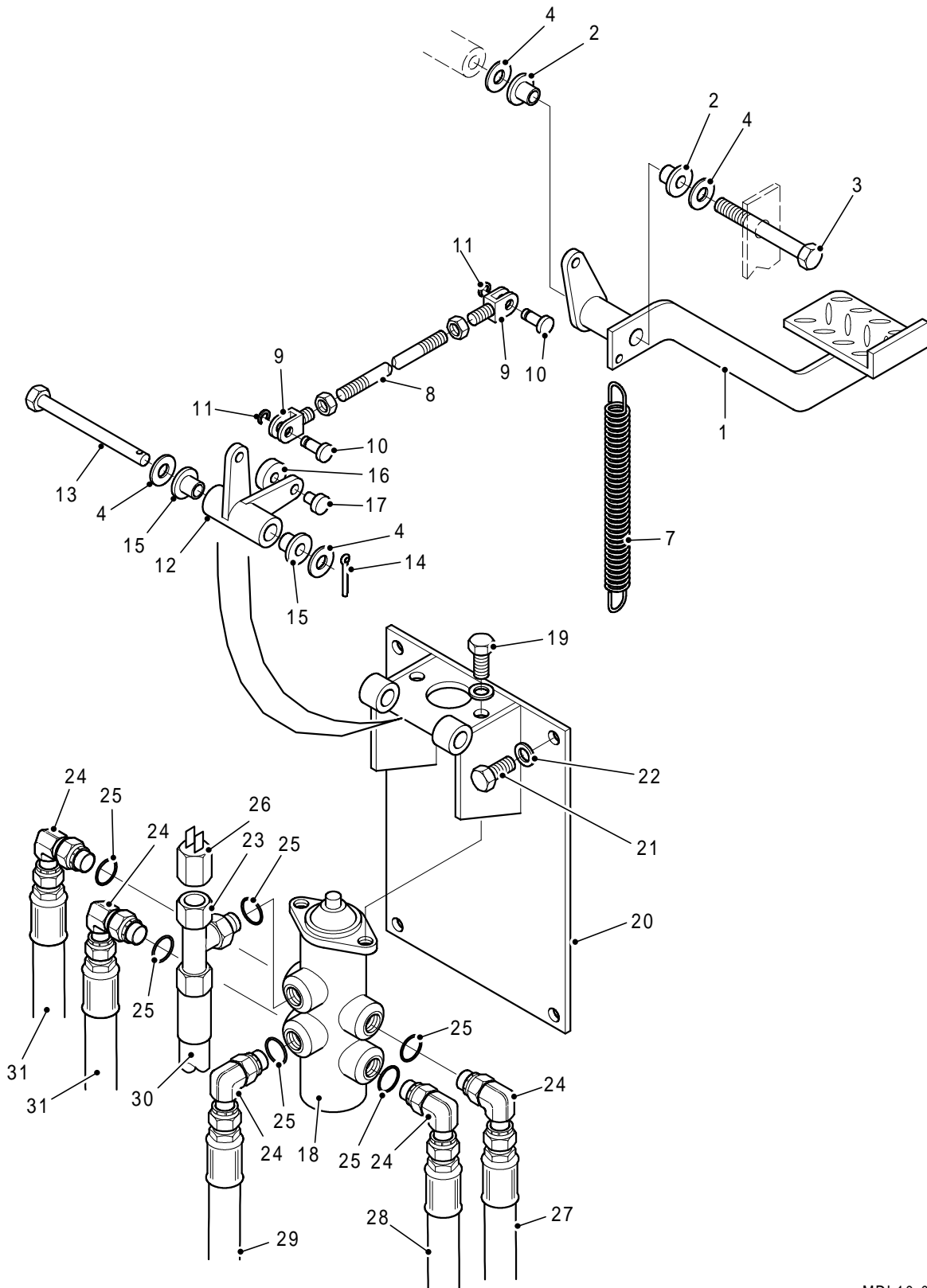


MDL10-033

Fig 8.8 Axle Sensors/Controls



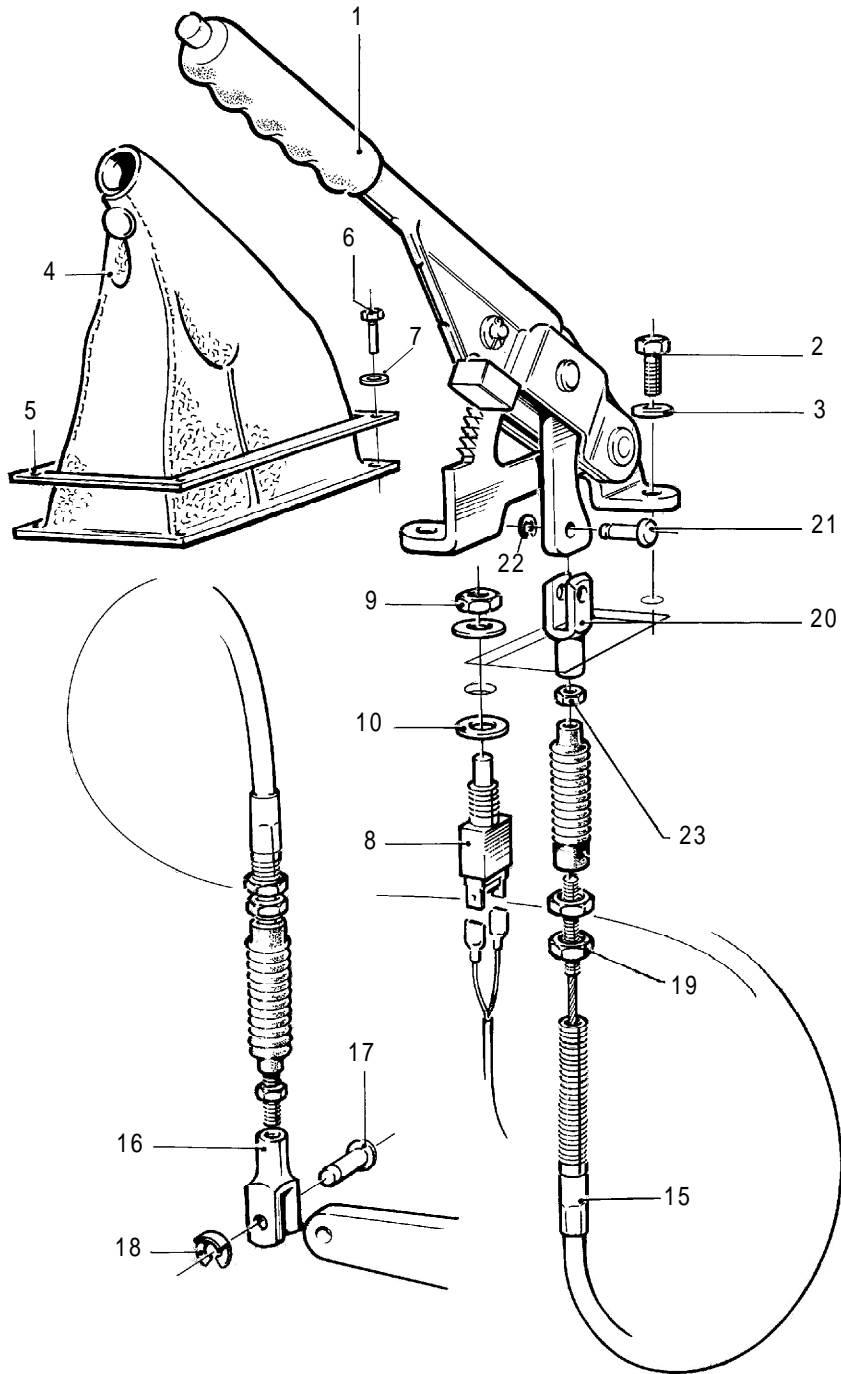
Fig 8.8 Item	Item Name And Description	Part No.	Qty	Remarks
AXLE SENSORS/CONTROLS				
1	RETAINER, STEERING SENSOR	MD46375K50C	1	
2	BEARING	MD57105X45S	1	
3	STEERING SENSE PICKUP ROD	320910	1	
4	NUT, THIN, 3/8" BSP	F24B06	1	
5	POTENTIOMETER	MD57109N70A	1	
6	REACTION BRACKET	120131	2	
7	BOLT, HEX HD, M12 X 90	F19M12090	2	
8	SPRING WASHER, 12 MM	F33M12	2	
9	COVER, PLASTIC	MD57104C10P	1	
10	SETSCREW, M4 X 10	F18M04010	2	
11	WASHER, PLAIN, 4 MM	F31M04	2	
12	BOLT, HEX HD, M10 X 65	F19M10065	1	
13	NUT, NYLOC, 10 MM	F22M10	1	
14	WASHER, PLAIN, 10 MM	F31M10	1	
15	SPRING, COMPRESSION	MD49635X00S	1	
16	WASHER, PLAIN, 10 MM	F31M10	6	
17	SETSCREW, M6 X 30	F18M06030	1	
18	NUT, NYLOC, 6 MM	F22M06	1	
19	WASHER, PLAIN, 6 MM	F31M06	1	
20	GREASE NIPPLE	063236	1	
21	REACTION BRACKET	120310	1	
22	SELECTOR SWITCH, 5 POSITION	MD43644K30P	1	
23	VX2 ELECTRONIC STEER MODULE	063410	1	
NI 24	MODIFICATION, 279, KINGPIN	S480046	1	
NI 25	SOCKET, FEMALE, 3 WAY	MD57108N50S	1	
NI 26	TERMINAL, MALE	MD57106N50S	2	} Part of Item 5
NI 27	TERMINAL, FEMALE	MD57107N50S	1	



MDL10-012a

Fig 8.9 Brake Pedal

Fig 8.9 Item	Item Name And Description	Part No.	Qty	Remarks
	BRAKE PEDAL			
1	BRAKE PEDAL	190710	1	
2	BUSH, NYLON	MD43678F10C	2	
3	BOLT, HEX HD, M12 X 90	F19M12090	1	
4	WASHER, PLAIN, 12 MM	MD40663X30S	4	
NI5	BOLT, HEX HD, M8 X 45	F19M08045	1	
NI6	NUT, 8 MM	F20M08	1	
7	SPRING, PEDAL RETURN	171401	1	
8	BRAKE CONNECTION ROD	MD45372A40C	1	
9	CLEVIS, SHORT, M8	MD45390X26P	2	
10	CLEVIS PIN	MD45391X26P	2	
11	RETAINING CLIP, 8 MM	MD45392X26P	2	
12	POWER BRAKE, BELL CRANK	MD44246L30A	1	
13	BOLT, HEX HD, M12 X 110 MM	MD59392L30C	1	
14	COTTER PIN SPLIT 3.2 DIA X 20	MD41014X40S	1	
15	BUSH, NYLON	MD43678F10C	2	
16	BRAKE CAM FOLLOWER	MD45394A40C	1	
17	CAM FOLLOWER CENTRE	MD45395A40C	1	
18	HYDRAULIC POWER BRAKE VALVE	MD44239L30P	1	
19	BOLT, HEX HD, 5/16" X 1 1/4"	F19U05009	2	
20	BRACKET, POWER BRAKE VALVE	MD44233L30A	1	
21	SETSCREW, M8 X 20	F18M08020	4	
22	WASHER, PLAIN, 8 MM	F31M08	4	
23	EQUAL TEE, 3/8"	H72B06MMF	1	
24	ELBOW 90°, ADJ UNEQUAL	MD52608X60S	5	
25	O RING	MD51789L30P	5	Part of Item 22
26	SWITCH, PRESSURE	MD51789L30P	1	
27	HOSE, POWER BRAKE	H00236	1	
28	HOSE, POWER BRAKE	H00237	1	
29	HOSE, POWER BRAKE	H00238	1	
30	HOSE, POWER BRAKE	H00299	1	
31	HOSE, POWER BRAKE	H00300	2	

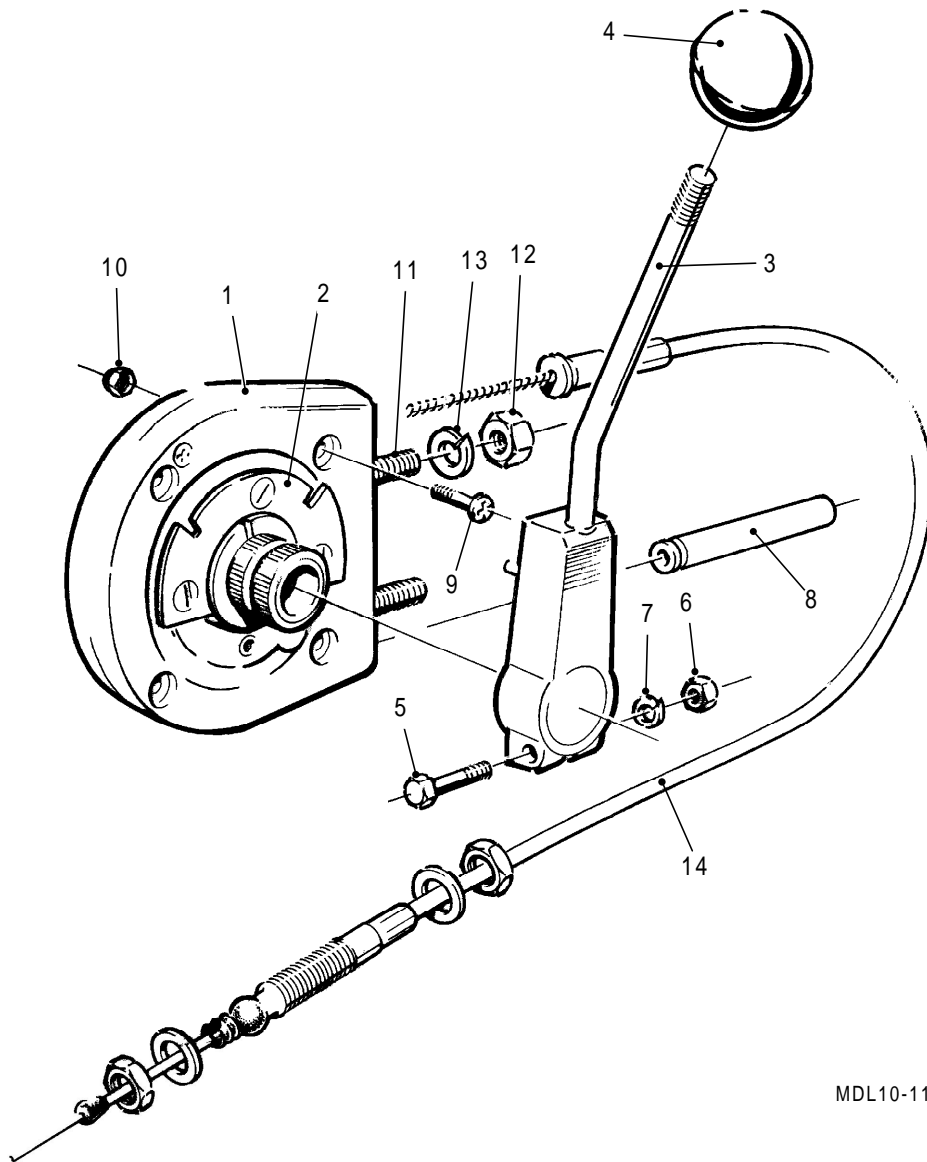


MDL10-115

Fig 8.10 Parking Brake



Fig 8.10 Item	Item Name And Description	Part No.	Qty	Remarks
	PARKING BRAKE			
1	HANDBRAKE LEVER, RATCHET	343000	1	
2	SETSCREW, M10 X 25	F18M10025	2	
3	WASHER, PLAIN, 10 MM	F31M10	2	
4	GAITER	060411	1	
5	GAITER FRAME	060412	1	
6	SETSCREW, M6 X 20	F18M06020	4	
7	WASHER, PLAIN, 6 MM	F31M06	4	
8	SWITCH, DOOR/INT LIGHT	MD46125N70P	1	
9	NUT, HEX HD, THIN, ½" UNF	F24U08F	1	
10	WASHER	-	2	
NI 11	'P' CLIP, 11 MM	F37M13011	1	
NI 12	HANDBRAKE TAILPIECE	132600	1	
NI 13	SETSCREW, 3/8" X 1½"	F18U06012	1	
NI 14	NUT, NYLOC, 3/8" UNC	F22U06	1	
15	HANDBRAKE CABLE	340145	1	
16	CLEVIS, SPECIAL	340105	1	
17	CLEVIS PIN	340600	1	
18	RETAINING CLIP	340605	1	
19	NUT, 12 MM	F20M12	1	
20	CLEVIS, SHORT, M8	MD45390X26P	1	
21	CLEVIS PIN	MD45391X26P	1	
22	RETAINING CLIP, 8 MM	MD45392X26P	1	
23	NUT, 8 MM	F20M08	1	

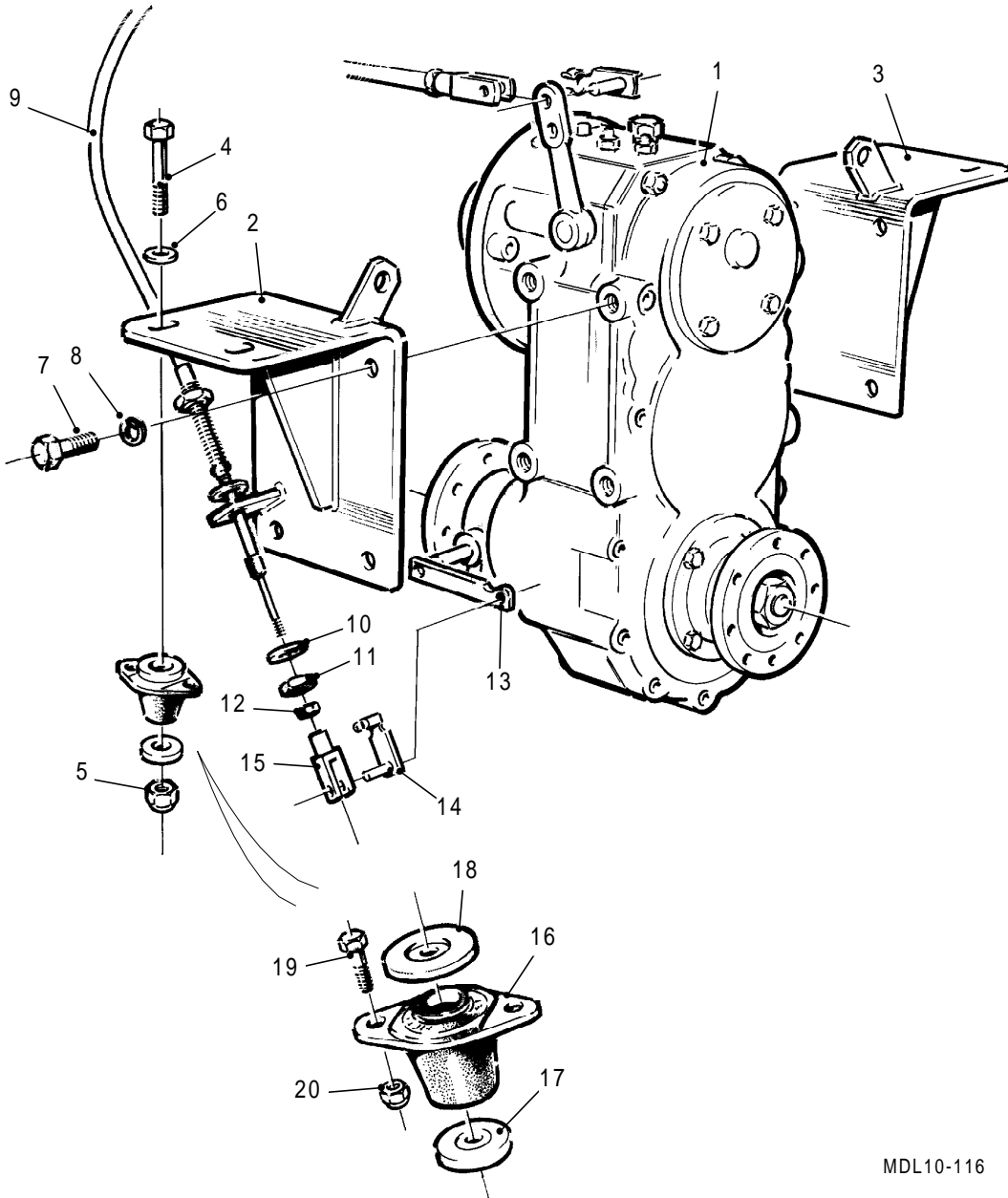


MDL10-114

Fig 8.11 Transfer Box 2/4 Wheel Drive Control



Fig 8.11 Item	Item Name And Description	Part No.	Qty	Remarks
	TRANSFER BOX 2/4 WHEEL DRIVE CONTROL			
1	B70 CONTROL	340503	1	
2	GATE, 2 POSITION	340207	1	
3	LEVER	340204	1	
4	KNOB	340408	1	
5	BOLT M6 X 30	F18M06030	1	
6	NUT, M6	F20M06	1	
7	WASHER	F33M06	1	
8	CABLE GUARD	340510	1	
9	BOLT	F06M05030SS	3	
10	NUT, M5	F20M05	3	
11	BOLT, M8 X 20	F18M08020	1	
12	NUT, M8	F20M08		
13	WASHER	F33M08	1	
14	CABLE, TRANSFER BOX 2/4	MD44815F75P	1	6200
NI 15	CABLE, TRANSFER BOX 2/4	MD44814F75P	1	4200



MDL10-116

Fig 8.12 Transfer Box Fittings



Fig 8.12 Item	Item Name And Description	Part No.	Qty	Remarks
	TRANSFER BOX FITTINGS			
1	TRANSFER BOX	MD42511F10P	1	
2	TRANSFER BOX MOUNTING, LH	MD42547F30A	1	
3	TRANSFER BOX MOUNTING, RH	MD42551F30A	1	
4	BOLT, HEX HD, M12 X 80	F19M12080	4	
5	NUT, NYLOC, 12 MM	F22M12	4	
6	WASHER, PLAIN, 12 MM	F31M12	4	
7	SETSCREW, M12 X 35	F18M12035	8	
8	WASHER, SPRING, 12 MM	F33M12	8	
9	CABLE, TRANSFER BOX	MD44815F75P	1	
10	WASHER, PLAIN, KIT PART	340210	2	
11	NUT, KIT PART	340210	1	
12	NUT, M6	F20M06	1	
13	SELECTOR LEVER, TRANSFER	MD43151F70A	1	
14	SPRING PIN, 6 MM	340111	1	
15	CLEVIS, SPECIAL	340104	1	
16	FLEXIBLE MOUNT, TRANSFER BOX	MD42535F30P	4	
17	WASHER, OVERLOAD	MD42537F30P	4	
18	WASHER, REBOUND	MD42536F30P	4	
19	SETSCREW, M10 X 30	F18M10030	8	
20	NUT, NYLOC, 10 MM	F22M10	8	
NI 21	TRANSFER BOX MOUNTING BEAM	MD42533B10A	2	



Blank Page

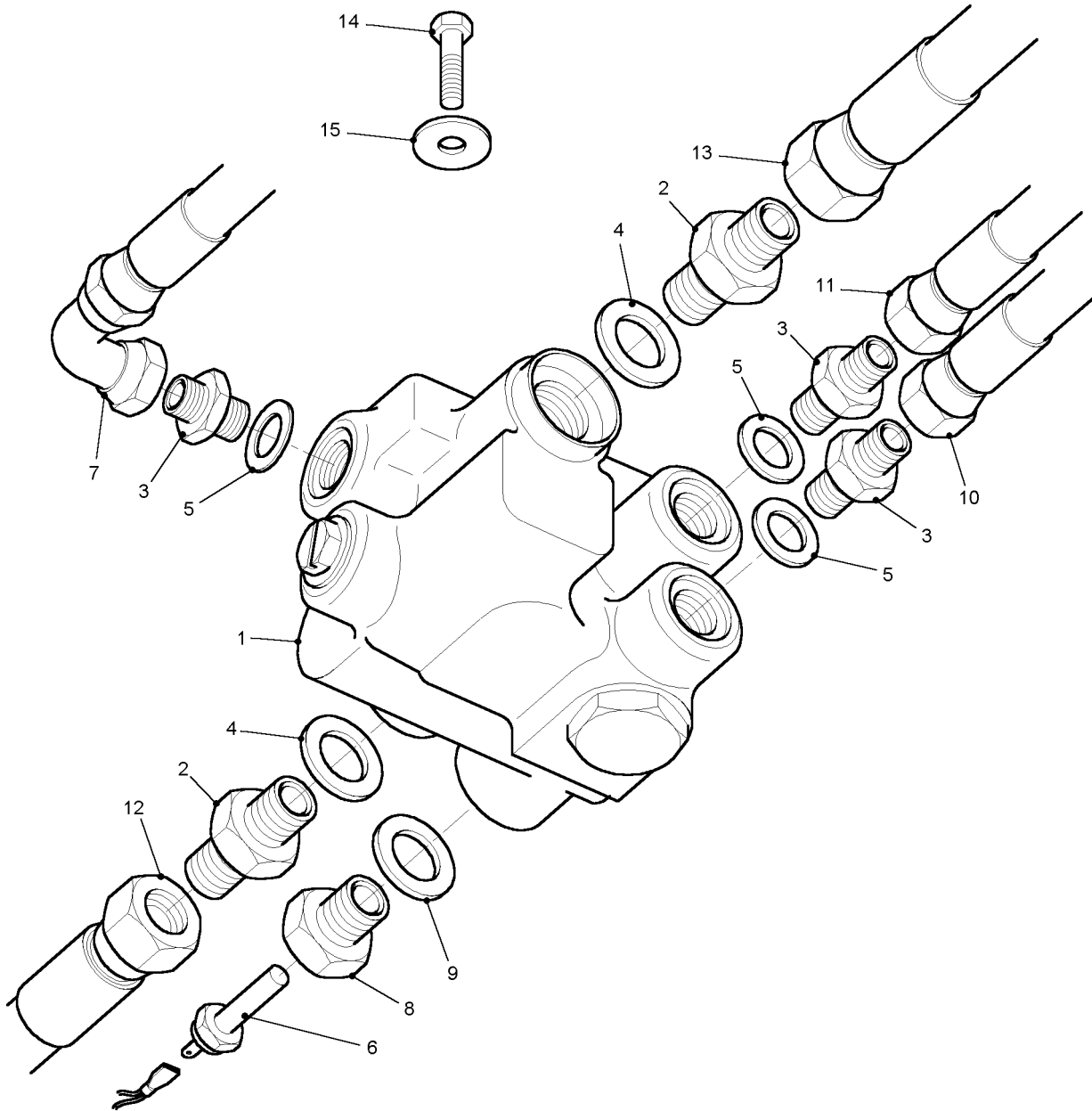


SECTION 9

BRAKES

CONTENTS

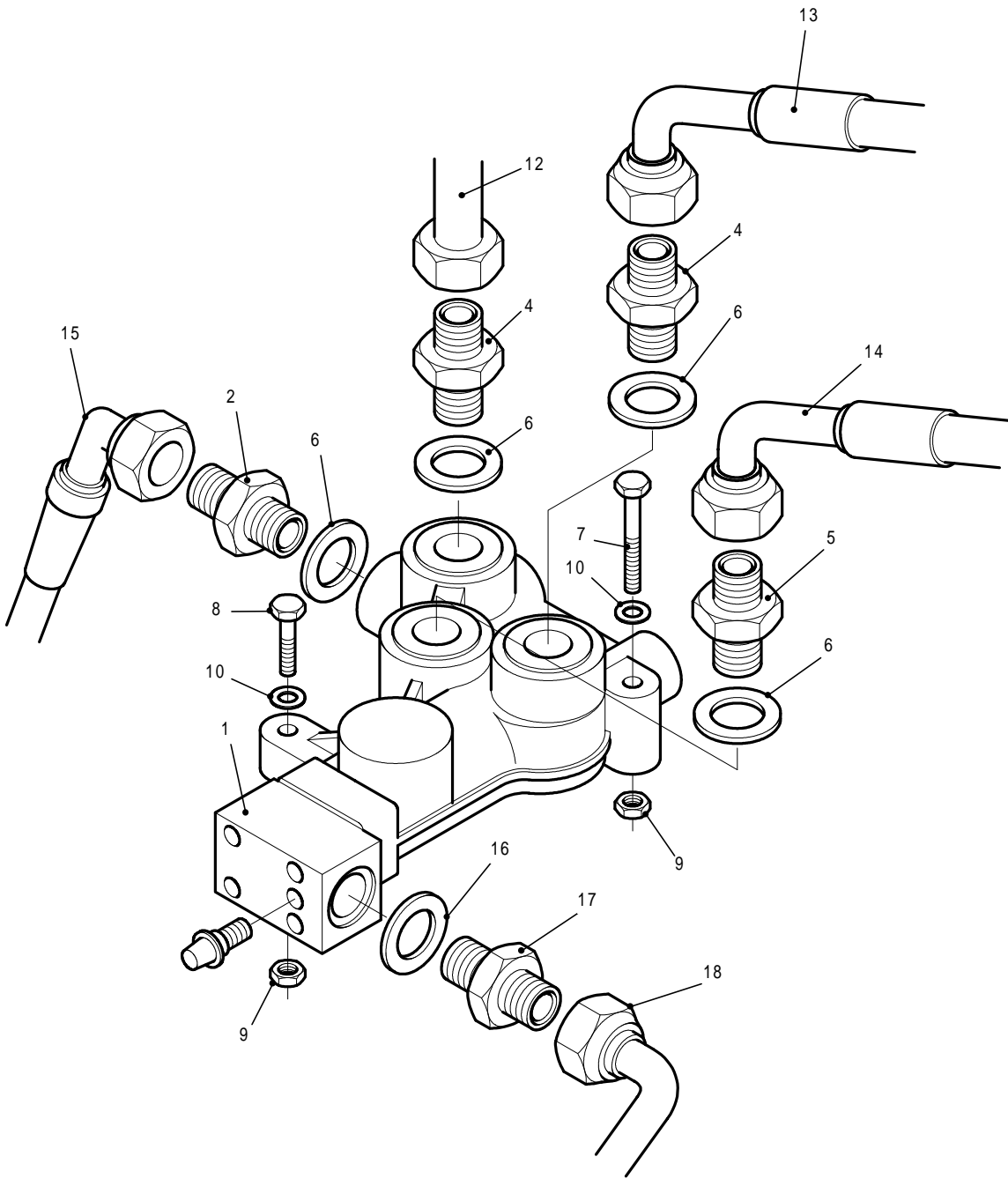
Fig	Title	Page
9.1	Foot Brake Regulating Valve.....	9.2
9.2	Trailer Brake Valve.....	9.4



MDL10-007

Fig 9.1 Foot Brake Regulating Valve

Fig 9.1 Item	Item Name And Description	Part No.	Qty	Remarks
	FOOT BRAKE REGULATING VALVE			
1	DUAL ACCUMULATOR VALVE	MD50900L20P	1	
2	ADAPTOR	MD52007X60P	2	
3	ADAPTOR, $\frac{3}{8}$ X $\frac{3}{4}$ "	H63B06MU12M	3	
4	BONDED SEAL	-	2	
5	BONDED SEAL	-	3	
6	LOW PRESSURE WARNING SWITCH	MD52005T30P	1	
7	HOSE, ACCUMULATOR	MD49199T30A	1	Upper accumulator
8	ADAPTOR	-	1	
9	BONDED SEAL	-	1	
10	HOSE, POWER BRAKE	MD49200T30A	1	Lower accumulator
11	HOSE, RETURN	MD49198T30A	1	
12	HOSE, PUMP	MD49198T30A	1	
13	HOSE, PRIORITY VALVE	H00288	1	
14	BOLT, HEX HD, M8 X 30	F19M08030	2	
15	WASHER, PLAIN, 8 MM	F31M08	2	



MDL10-011

Fig 9.2 Trailer Brake Valve

Fig 9.2 Item	Item Name And Description	Part No.	Qty	Remarks
	TRAILER BRAKE VALVE			
1	TRAILER BRAKE VALVE	MD50902L20P	1	
2	COUPLER/ADAPTOR	H5512LMM22M	1	
3	ELBOW 90 - SWEPT 1/2"	H76B08FF	1	
4	ADAPTOR - 1/2" x 22MM	H61B08MM22M	2	
5	ADAPTOR - 3/8" X 22MM	H61B06MM22M	1	
6	BONDED SEAL - M22	H70M22	4	
7	BOLT, HEX HD, M8 x 50MM	F19M08050	1	
8	BOLT, HEX HD, M8 X 45MM	F19M08045	1	
9	NUT, NYLOC 8MM	F22M08	2	
10	WASHER, PLAIN 8MM	F31M08	1	
NI 11	TRAILER BRAKE BRACKET	MD45597T30C	1	
12	PIPE, TRAILER BRAKE	MD45359T30A	1	
13	HOSE, SIX SPOOL VALVE BLOCK	H00294	1	
14	HOSE, TRAILER BRAKE	H00292	1	
15	HOSE, TRAILER BRAKE	H00293	1	
16	'O' RING	N/A	1	Part of Item 17
17	ADAPTOR	H5408LMM12M	1	
18	PIPE, TRAILER PILOT	MD45361T30A	1	



Blank Page

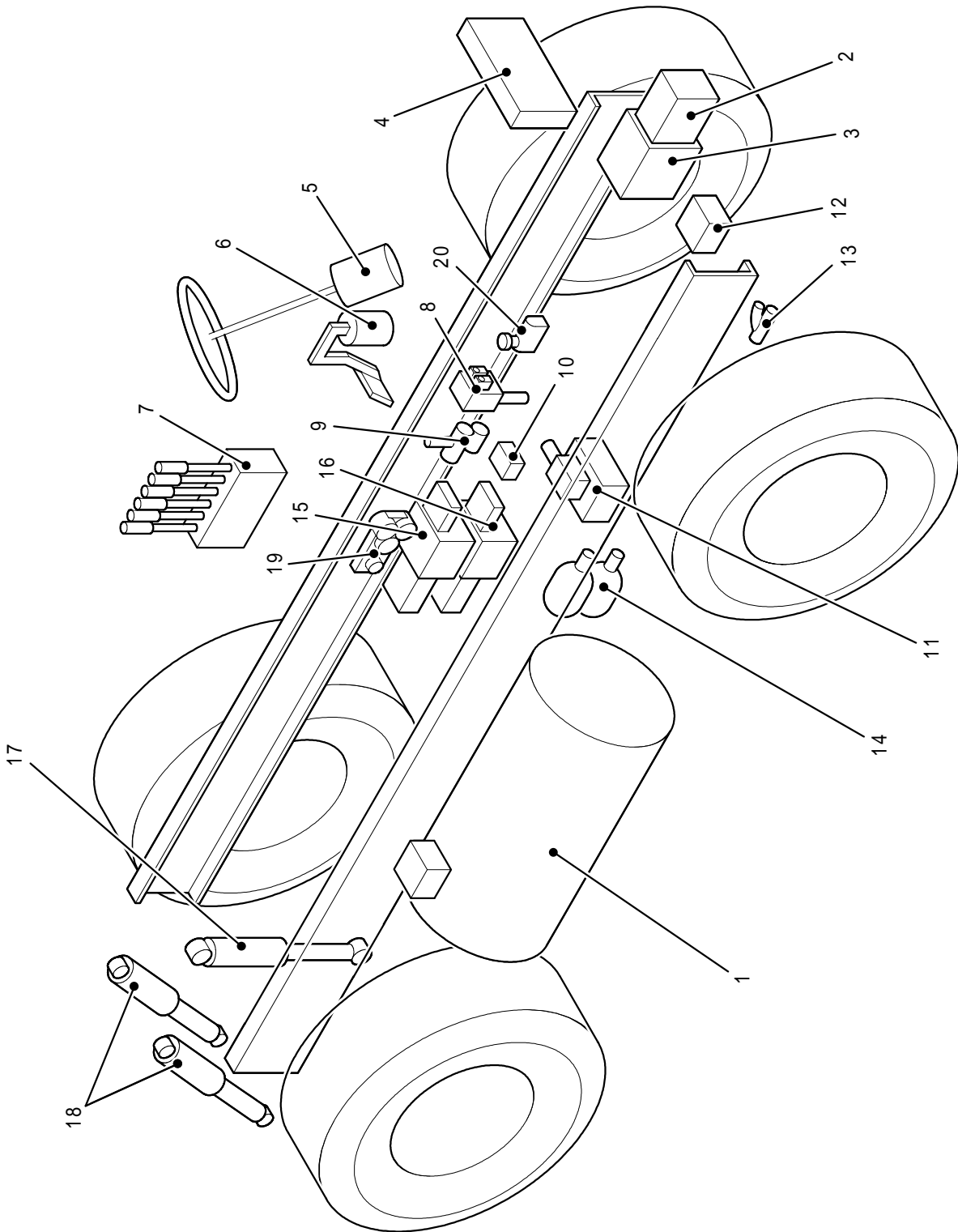


SECTION 10

HYDRAULICS

CONTENTS

Fig	Title	Page
10.1	Hydraulic Components Layout	10.2
10.2	Hydraulic Circuit - 4200	10.4
10.3	Hydraulic Circuit - 6200	10.8
10.4	Hydraulic Pump Coupling.....	10.12
10.5	Hydraulic Tank Assembly - 4200	10.14
10.6	Hydraulic Tank Assembly - 6200	10.16
10.7	Load Sense Pump (45cc).....	10.18
10.8	Tandem Pump (29cc)	10.20
10.9	Steering Priority Valve.....	10.22
10.10	PVG Proportional Steering Valve	10.24
10.11	Oil Cooler	10.26
10.12	Return Oil Manifold, Relief Valve	10.28
10.13	Six Port Valve Block	10.30
10.14	Y Branch.....	10.32
10.15	Oil Control Valve	10.34
10.16	Pipe Work Brackets	10.36
10.17	Power Take Off Solenoid Valve	10.38
10.18	Power Take Off Motor	10.40
10.19	Power Take Off Priority Flow Divider	10.42
10.20	Customer Bracket	10.44
10.21	PTO PVG Valve Assembly.....	10.46



MDL10-006

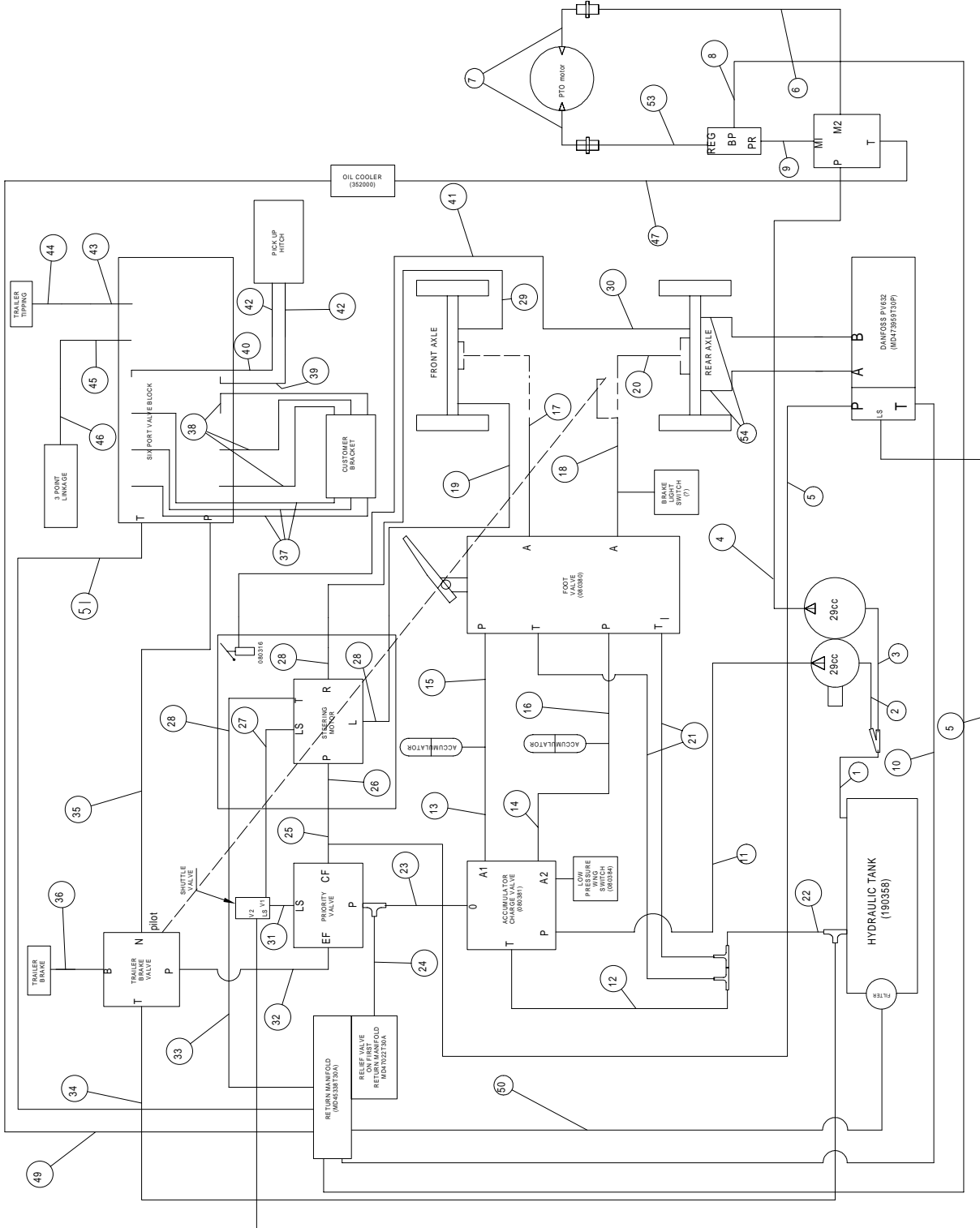
Fig 10.1 Hydraulic Components Layout



Fig 10.1 Item	Item Name And Description	Part No.	Qty	Remarks
	HYDRAULIC COMPONENTS LAYOUT			
1	HYDRAULIC TANK - 4200	190358	1	Section 10.5
1	HYDRAULIC TANK - 6200	190308	1	Section 10.6
2	29CC TANDEM PUMP	MD48879T30P	1	Section 10.8
3	45CC LOAD SENSING PUMP	045526	1	Section 10.7
4	OIL COOLER	MD52625T30P	1	Section 10.11
5	STEERING MOTOR	MD43927T30P	1	Section 8
6	POWER BRAKE VALVE	MD44239L30P	1	Section 8
7	SIX PORT VALVE BLOCK	MD52517T30P	1	Section 10.13
8	PTO SOLENOID VALVE	MD43630T30P	1	Section 10.17
9	STEERING PRIORITY FLOW VALVE	350603	1	Section 10.9
10	OIL FLOW CONTROL VALVE	MD52269T30P	1	Section 10.15
11	RETURN MANIFOLD	MD47018T30L	1	Section 10.12
12	FOOTBRAKE ACCUMULATOR CHARGE VALVE	MD50900L20P	1	
13	Y BRANCH	190960	1	Section 10.14
14	ACCUMULATORS	MD50903L20P	1	
15	PTO PVG VALVE	MD49185T30P	1	Section 10.21
16	STEERING PVG VALVE	MD43750T30P	1	Section 10.10
17	PICKUP HITCH CYLINDER	MD44873B10P	1	Section 12
18	3 POINT LINKAGE CYLINDERS	050250	2	
19	TRAILER BRAKE VALVE	MD50902L20P	1	Section 9
20	PTO FLOW VALVE	350201	1	



Fig 10.2 Item	Item Name And Description	Part No.	Qty	Remarks
	HYDRAULIC CIRCUIT - 4200			
1	PUMP/SUCTION HOSE	H00303	1	
2	PUMP/SUCTION HOSE	H00305	1	
3	PUMP/SUCTION HOSE	H00316	1	
4	PTO HOSE, PUMP TO PORT P	MD43535T30A	1	
5	HOSE, LS TO PVG	MD43537T30A	1	
6	PTO HOSE - M2 BULKHEAD	MD43533T30A	1	
7	PTO MOTOR HOSE	MD52663T30P	2	
8	FLOW DIVIDER RETURN	MD43534T30A	1	
9	PTO HOSE, M1-PR	MD43531T30A	1	
10	RETURN LINE HOSE	H00258	1	
11	PUMP HOSE	H00231	1	
12	POWER BRAKE HOSE	MD49198T30A	1	
13	POWER BRAKE HOSE	MD49199T30A	1	
14	POWER BRAKE HOSE	MD49200T30A	1	
15	POWER BRAKE HOSE	H00236	1	
16	POWER BRAKE HOSE	H00237	1	
17	POWER BRAKE HOSE	H00238	1	
18	POWER BRAKE HOSE	H00299	1	
19	STEERING HOSE	H00245	1	
20	POWER BRAKE HOSE	H00254	1	
21	POWER BRAKE HOSE	H00300	2	
22	POWER BRAKE HOSE	H00301	1	
23	STEERING HOSE	H00288	1	
24	STEERING HOSE	H00289	1	
25	STEERING HOSE	H00290	1	
26	STEERING HOSE	H00291	1	
27	STEERING LS SHUTTLE	MD48868T30A	1	
28	STEERING HOSE	H00521	3	
29	STEERING HOSE	H00253	1	
30	DIFFERENTIAL LOCK HOSE	MD46276T30A	1	
31	STEERING HOSE	MD43536T30A	1	
32	TRAILER BRAKE HOSE	H00292	1	
33	STEERING HOSE	H00242	1	
34	TRAILER BRAKE HOSE	H00293	1	
35	SIX SPOOL VALVE BLOCK HOSE	H00294	1	
36	TRAILER BRAKE HOSE	H00012	1	
37	SIX SPOOL VALVE BLOCK HOSE	MD52455T30P	3	
38	SIX SPOOL VALVE BLOCK HOSE	H00214	3	
39	PICK UP HITCH HOSE	H00308	1	
40	PICK UP HITCH HOSE	H00309	1	

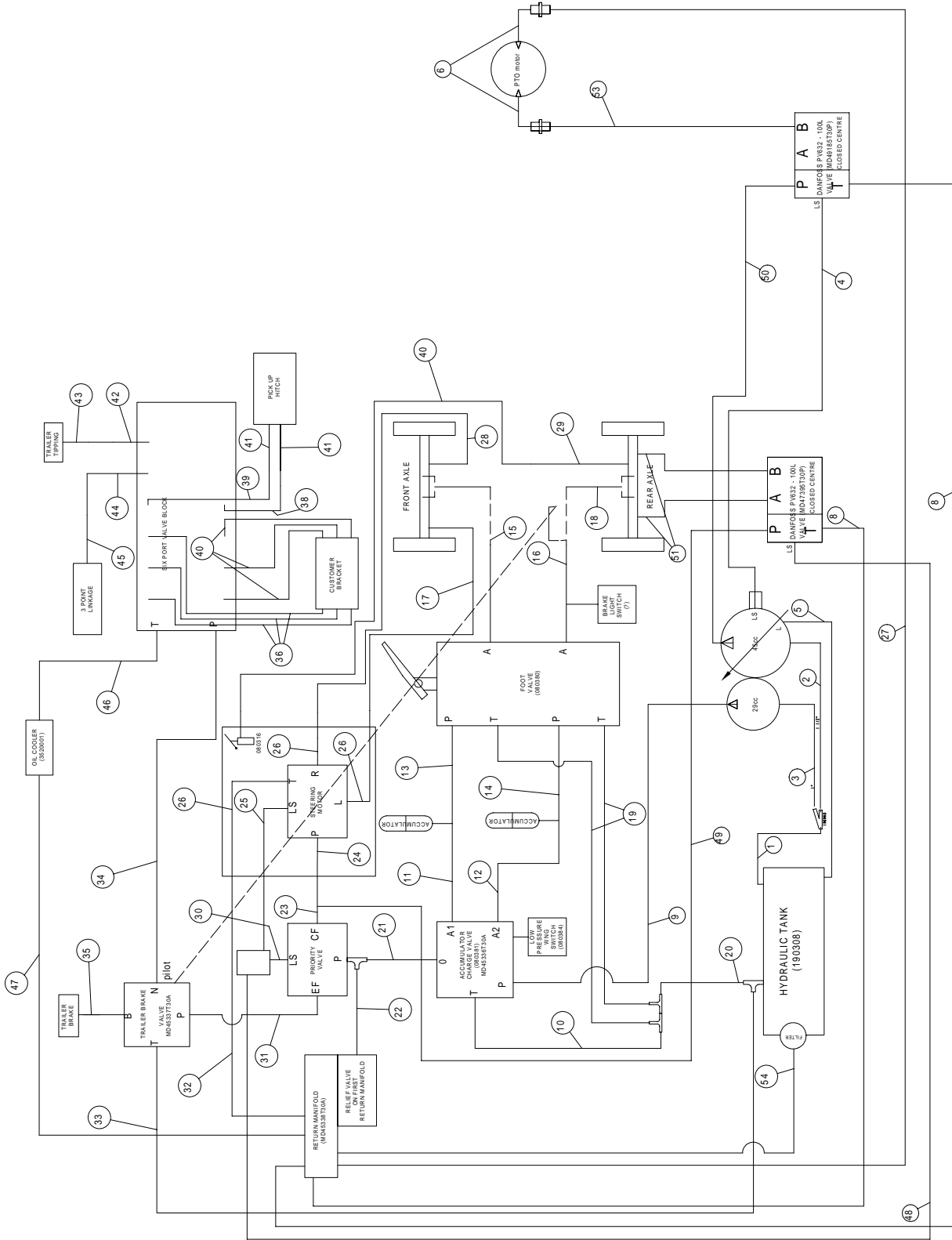


MDL10-071

Fig 10.2 Hydraulic Circuit - 4200



Fig 10.2 Item	Item Name And Description	Part No.	Qty	Remarks
	HYDRAULIC CIRCUIT - 4200 (CONT)			
41	DIFFERENTIAL LOCK	H00244	1	
42	PICK UP HITCH HOSE	MD43362T30P	2	
43	TRAILER TIPPING HOSE	MD52459T30P	1	
44	TRAILER TIPPING HOSE	H00049	1	
45	3 POINT LINKAGE HOSE	MD52460T30P	1	
46	3 POINT LINKAGE HOSE	-	2	
47	OIL COOLER HOSE	MD43530T30A	1	
48	SPOOL VALVE RETURN	H00295	1	
49	OIL COOLER HOSE	H00285	1	
50	RETURN LINE HOSE	MD43532T30A	1	
51	PVG LINE	H00292	1	



MDL10-042

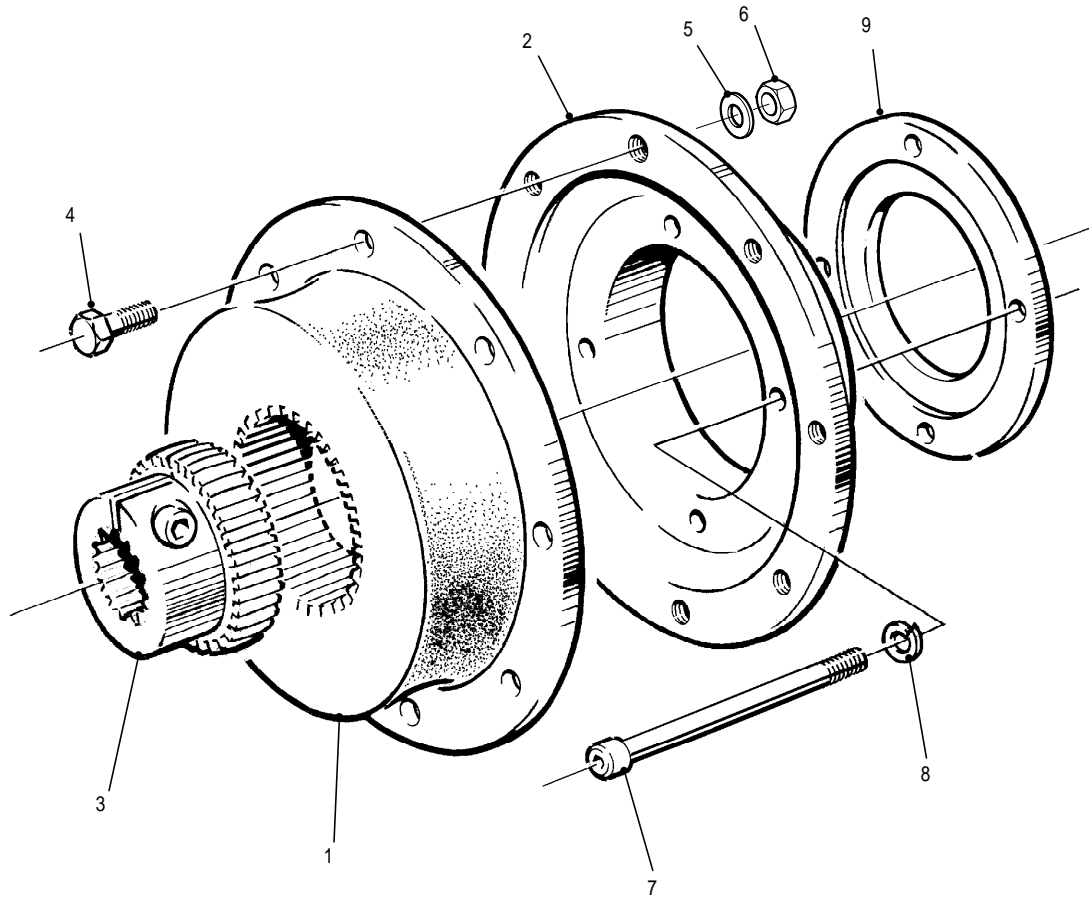
Fig 10.3 Hydraulic Circuit - 6200



Fig 10.3 Item	Item Name And Description	Part No.	Qty	Remarks
	HYDRAULIC CIRCUIT - 6200			
1	HOSE, PUMP/SUCTION	H00303	1	
2	HOSE, PUMP/SUCTION	H00304	1	
3	HOSE, PUMP/SUCTION	H00305	1	
4	HOSE, LS PUMP	H00272	1	
5	PUMP DRAIN	H00273	1	
6	HOSE, PTO MOTOR	MD52663T30P	2	
7	FLOW DIVIDER RETURN	-	1	
8	HOSE, RETURN LINE	H00258	1	
9	PUMP HOSE	H00231	1	
10	HOSE, POWER BRAKE	MD49198T30A	1	
11	HOSE, POWER BRAKE	MD49199T30A	1	
12	HOSE, POWER BRAKE	MD49200T30A	1	
13	HOSE, POWER BRAKE	H00236	1	
14	HOSE, POWER BRAKE	H00237	1	
15	HOSE, POWER BRAKE	H00238	1	
16	HOSE, POWER BRAKE	H00299	1	
17	HOSE, STEERING	H00245	1	
18	HOSE, POWER BRAKE	H00254	1	
19	HOSE, POWER BRAKE	H00300	2	
20	HOSE, POWER BRAKE	H00301	1	
21	HOSE, STEERING	H00288	1	
22	HOSE, STEERING	H00289	1	
23	HOSE, STEERING	H00290	1	
24	HOSE, STEERING	H00291	1	
25	STEER, LS LINE	MD48868T30A	1	
26	HOSE, STEERING	H00521	3	
27	PTO RETURN	MD47013T30P	1	
28	HOSE, STEERING	H00253	1	
29	HOSE, DIFFERENTIAL LOCK	MD46276T30A	1	
30	HOSE, LS TO PVG	MD43536T30A	1	
31	HOSE, TRAILER BRAKE	H00292	1	
32	HOSE, STEERING	H00242	1	
33	HOSE, TRAILER BRAKE	H00293	1	
34	HOSE, SIX SPOOL VALVE BLOCK	H00294	1	
35	HOSE, TRAILER BRAKE	H00012	1	
36	HOSE, SIX SPOOL VALVE BLOCK	MD52455T30P	3	
37	HOSE, SIX SPOOL VALVE BLOCK	H00214	3	
38	HOSE, PICK UP HITCH	H00308	1	
39	HOSE, PICK UP HITCH	H00309	1	
40	DIFFERENTIAL LOCK	H00244	1	



Fig 10.3 Item	Item Name And Description	Part No.	Qty	Remarks
	HYDRAULIC CIRCUIT - 6200 (CONT)			
41	HOSE, PICK UP HITCH	MD43362T30P	2	
42	HOSE, TRAILER TIPPING	MD52459T30P	1	
43	HOSE, TRAILER TIPPING	H00049	1	
44	HOSE, 3 POINT LINKAGE	MD52460T30P	1	
45	HOSE, 3 POINT LINKAGE	-	1	
46	HOSE, OIL COOLER	H00038	1	
47	HOSE, OIL COOLER	H00285	1	
48	HOSE, SHUTTLE TO LS	MD43537T30A	1	
49	HOSE, PRIORITY TO PVG	MD48658T30A	1	
50	45CC PUMP PRESSURE PIPE	MD46766T30P	1	
51	STEER PIPE 3.4	MD46277T30P	2	
52	STEER PIPE 3.7	MD46279T30P	2	
53	PTO MOTOR FEED	MD47012T30P	1	
54	FILTER RETURN	MD47014T30P	1	

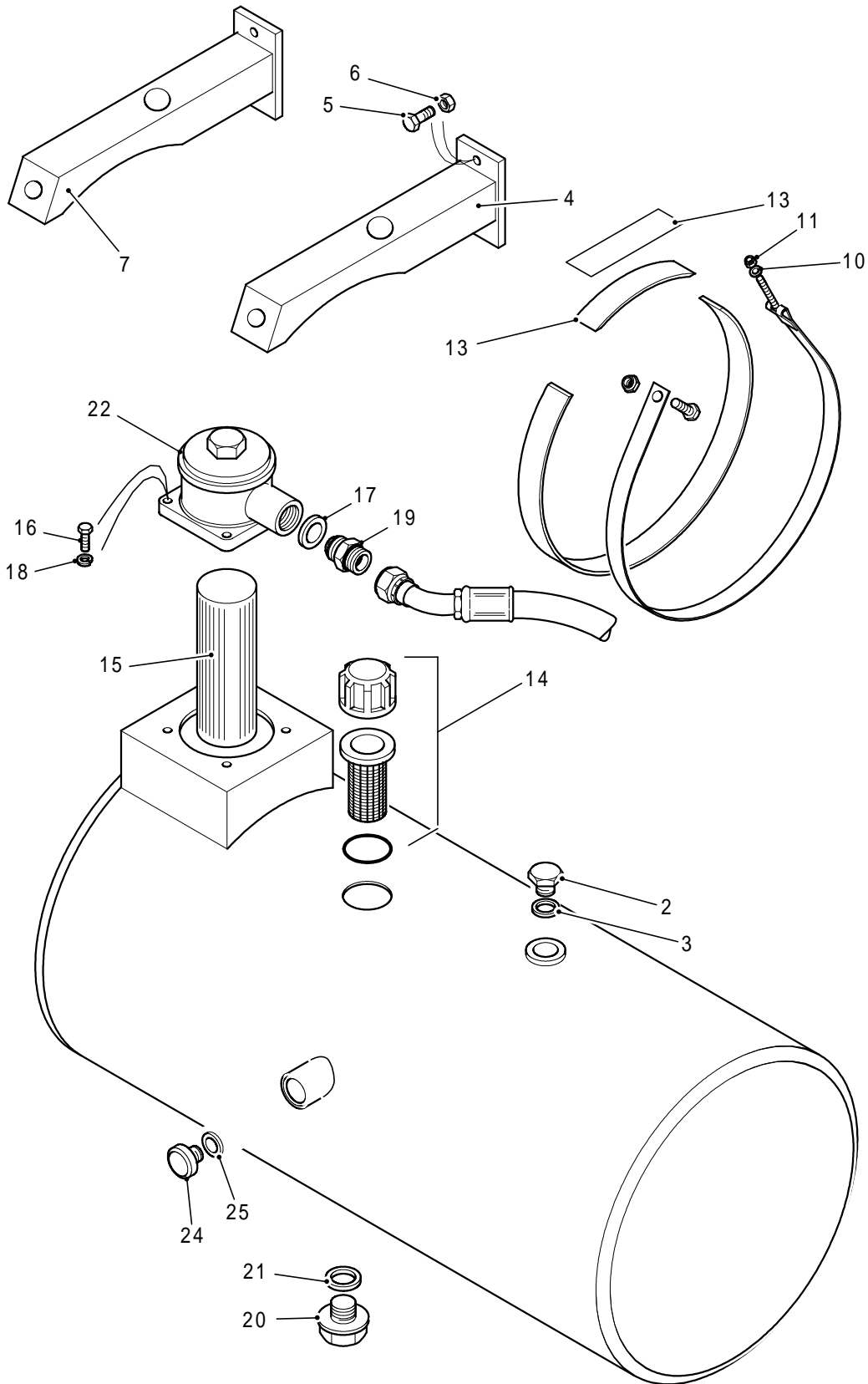


MDL10-037

Fig 10.4 Hydraulic Pump Coupling



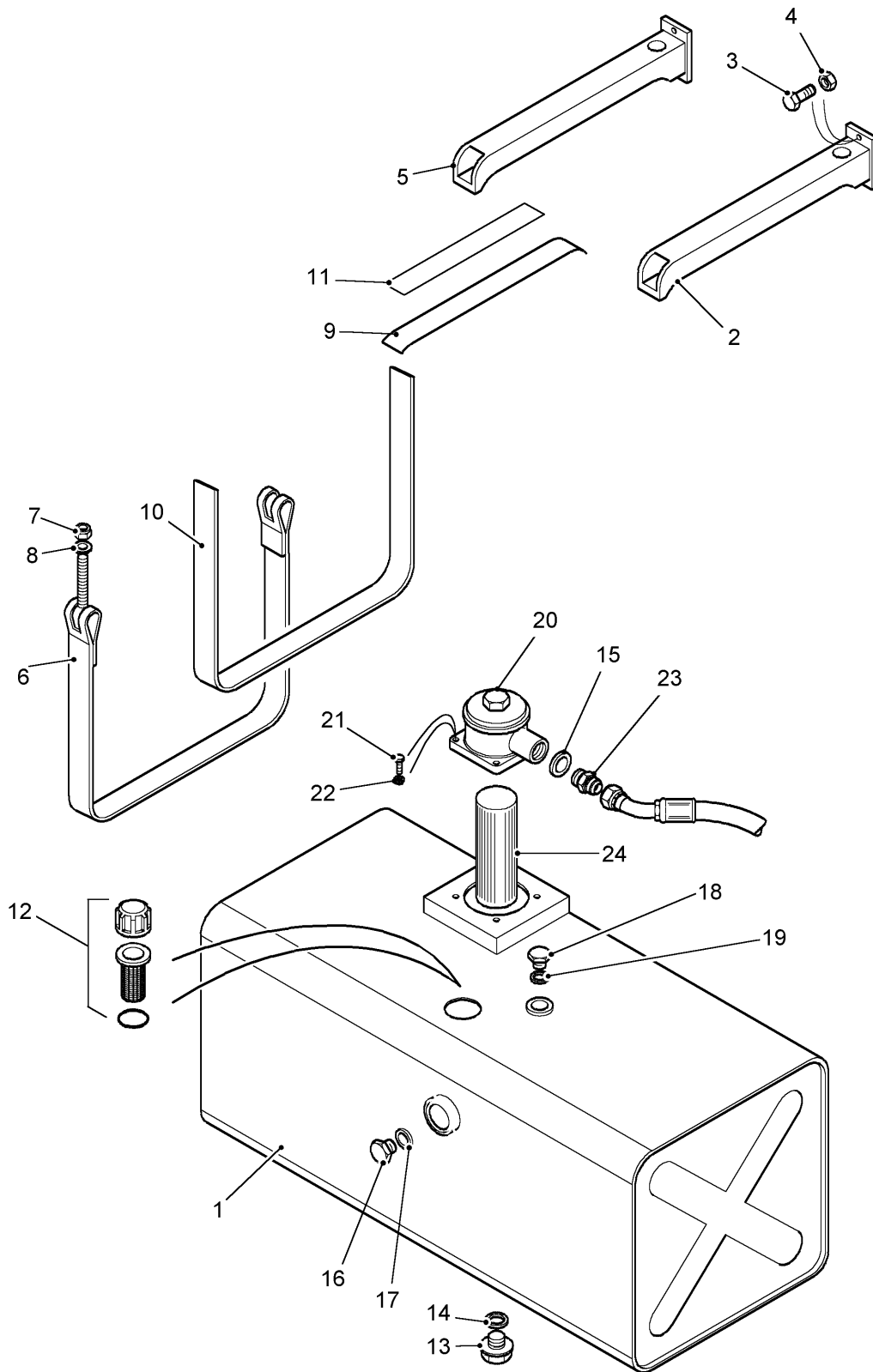
Fig 10.4 Item	Item Name And Description	Part No.	Qty	Remarks
	HYDRAULIC PUMP COUPLING			
1	PUMP COUPLING, RUBBER JOINT	MD43972T30P	1	
2	ADAPTOR HUB	MD43973T30P	1	
3	PUMP COUPLING ADAPTOR	MD43388E50P	1	Use with tandem gear pump
NI 3A	PUMP COUPLING ADAPTOR	MD43971T30P	1	Use with L.S pump
4	SETSCREW, M6 X 25	F18M06025	8	
5	WASHER, PLAIN, 6 MM	F31M06	8	
6	NUT, NYLOC, 6 MM	F22M06	8	
7	SOCKET SCREW, CAP HEAD	F15U06018	4	
8	WASHER, SPRING, 3/8"	F33U06	4	
9	SPACER, 4200	040452	1	Use with tandem gear pump
NI 9A	SPACER, 6200	-	1	Use with L.S pump



MDL10-110

Fig 10.5 Hydraulic Tank Assembly - 4200

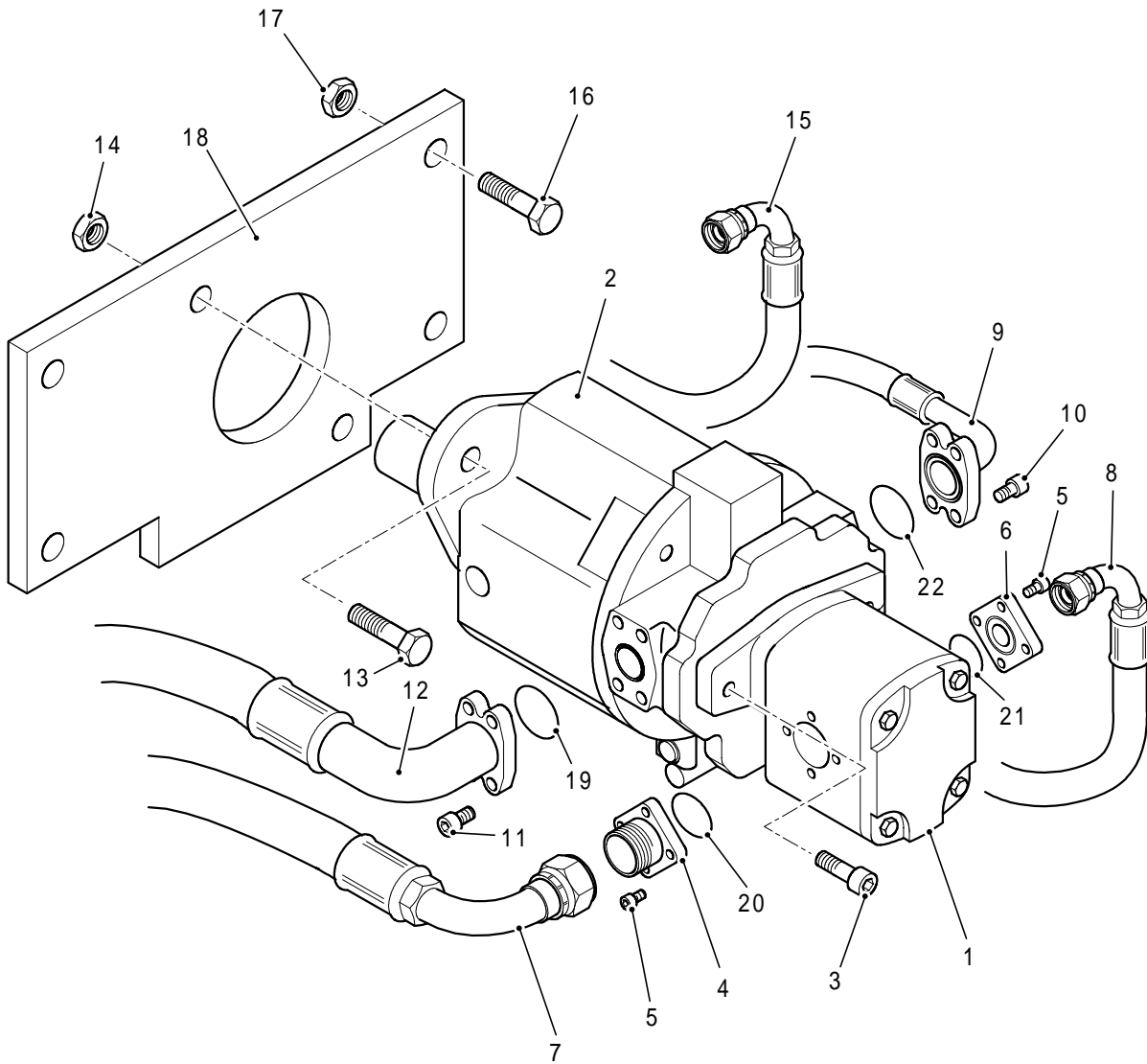
Fig 10.5 Item	Item Name And Description	Part No.	Qty	Remarks
	HYDRAULIC TANK ASSEMBLY - 4200			
1	HYDRAULIC TANK, ROUND, 1020 MM	190358	1	
2	PLUG, 1" BSP	H69B16	1	
3	BONDED SEAL, 1" BSP	H70B16	1	
4	REAR CAB/TANK MOUNT	111551	1	
5	BOLT, FLANGED, M12 X 35	F17M12035	6	
6	NUT, FLANGED, 12 MM	F28M12	6	
7	BRACKET, HYDRAULIC TANK	180350	1	
8	TANK STRAP, LONG	180900	2	
9	NUT, NYLOC, 12 MM	F22M12	2	
10	WASHER, PLAIN, 12 MM	F31M12	2	
11	RUBBER STRIP	190345	2	
12	RUBBER STRAP, TANK	190340	2	
13	CANVAS PAD, 200 MM	010410	2	
14	FILLER BREATHER	350703	1	
15	FILTER	350753	1	
16	SETSCREW, M8 X 25	F18M08025	4	
17	BONDED SEAL 1 1/4"	H60B20MM	1	
18	WASHER, SPRING, 8 MM	F33M08	4	
19	ADAPTOR, 1" X 1 1/4"	H61B16MB20M	1	
20	PLUG 3/4" BSP	H69B12	1	
21	BONDED SEAL, 3/4" BSP	H70B12	1	
22	FILTER ASSEMBLY	MD50917T30P	1	
NI 23	BONDED SEAL 1/2" BSP	H70B08	2	
24	LEVEL GAUGE	190310	1	
25	BONDED SEAL, 3/4" BSP	H70B12	1	
26	ADAPTOR, 1" BSP, M/M	H60B16FMM	1	
NI 27	EQUAL TEE, 3/8"	H72B06FMM	1	
NI 28	EQUAL TEE, 3/8"	H72B06FMM	1	
NI 29	JUBILEE CLIP, 70 MM	F35M13070	4	



MDL10-014

Fig 10.6 Hydraulic Tank Assembly - 6200

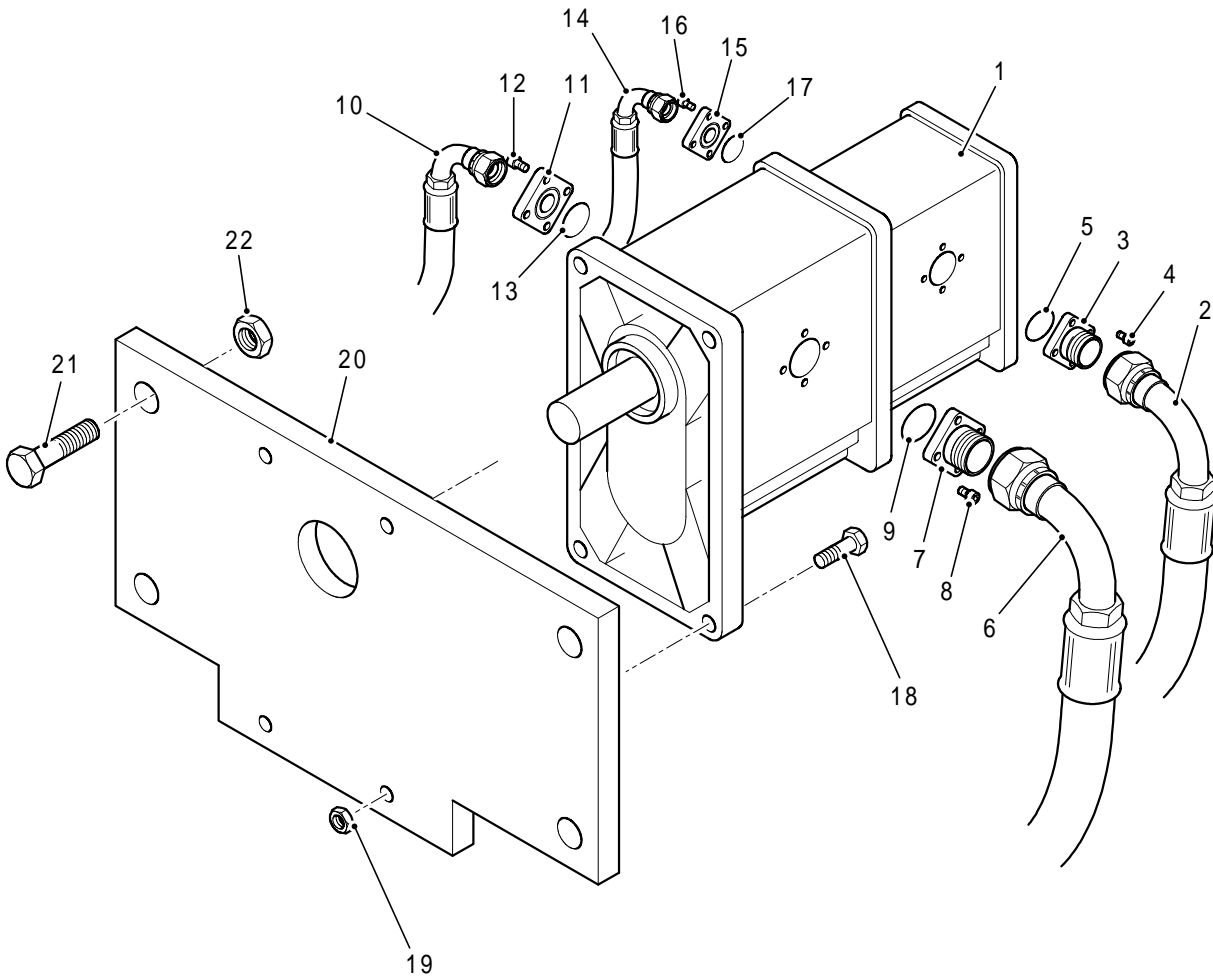
Fig 10.6 Item	Item Name And Description	Part No.	Qty	Remarks
	HYDRAULIC TANK ASSEMBLY - 6200			
1	HYDRAULIC TANK	190308	1	
2	FRONT TANK/CAB MOUNT	111503	1	
3	BOLT, FLANGED, M12 X 35	F17M12035	8	
4	NUT, FLANGED, 12 MM	F28M12	8	
5	TANK MOUNT	MD50991B20A	1	
6	TANK STRAP	MD53521G10P	2	
7	NUT, NYLOC, 12 MM	F22M12	2	
8	WASHER, PLAIN, 12 MM	F31M12	2	
9	RUBBER STRIP	190345	2	
10	RUBBER STRAP, TANK	190340	4	
11	CANVAS PAD, 200 MM	010410	6	
12	FILLER BREATHER	350703	1	
13	PLUG, 3/4" BSP	H69B12	1	
14	BONDED SEAL, 3/4" BSP	H70B12	1	
15	ADAPTOR, 1 1/4" BSP	MD47053T30P	1	
16	LEVEL GAUGE	190310	1	
17	BONDED SEAL, 3/4" BSP	H70B12	1	
18	PLUG, 1" BSP, M/M	H69B16	1	
19	BONDED SEAL, 1" BSP	H70B16	1	
20	FILTER ASSEMBLY	MD50917T30P	1	
21	SETSCREW, M8 X 25	F18M08025	4	
22	WASHER, SPRING, 8 MM	F33M08	4	
23	ADAPTOR, 1 1/4" BSP, M/M	MD47053T30P	1	
24	FILTER	350753	1	



MDL10-099

Fig 10.7 Load Sense Pump

Fig 10.7 Item	Item Name And Description	Part No.	Qty	Remarks
	LOAD SENSE PUMP (45CC)			
1	PUMP SINGLE GEAR (29CC)	MD48880T30P	1	SAE 'B'
1A	PUMP SINGLE GEAR (29CC)	MD48861T30P	1	SAE 'A'
2	LOAD SENSE PUMP (45CC)	045528	1	SAE 'B'
2A	LOAD SENSE PUMP (45CC)	045526	1	SAE 'A'
2B	LOAD SENSE PUMP (71CC)	MD52330T30P	1	SAE 'B'
3	SOCKET HEAD SCREW	F15M10025	2	
4	ADAPTOR	MD51816T30P	1	
5	SOCKET HEAD SCREW	N/A	8	Part of Items 4 and 6
6	ADAPTOR	MD52665T30P	1	
7	HOSE	H00305	1	
8	HOSE	H00287	1	
9	HOSE	H00275	1	
10	SOCKET HEAD SCREW	N/A	4	Part of Item 9
11	SOCKET HEAD SCREW	N/A	4	Part of Item 12
12	HOSE	H00273	1	
13	BOLT	F19M12045	2	
14	NUT	F22M12	2	
15	HOSE	H00272	1	
16	BOLT	F19M12050	4	
17	NUT	F22M12	4	
18	ADAPTOR PLATE	130601	1	
19	SEAL	N/A	1	Part of Item 12
20	SEAL	N/A	1	Part of Item 4
21	SEAL	N/A	1	Part of Item 6
22	SEAL	N/A	1	Part of Item 9

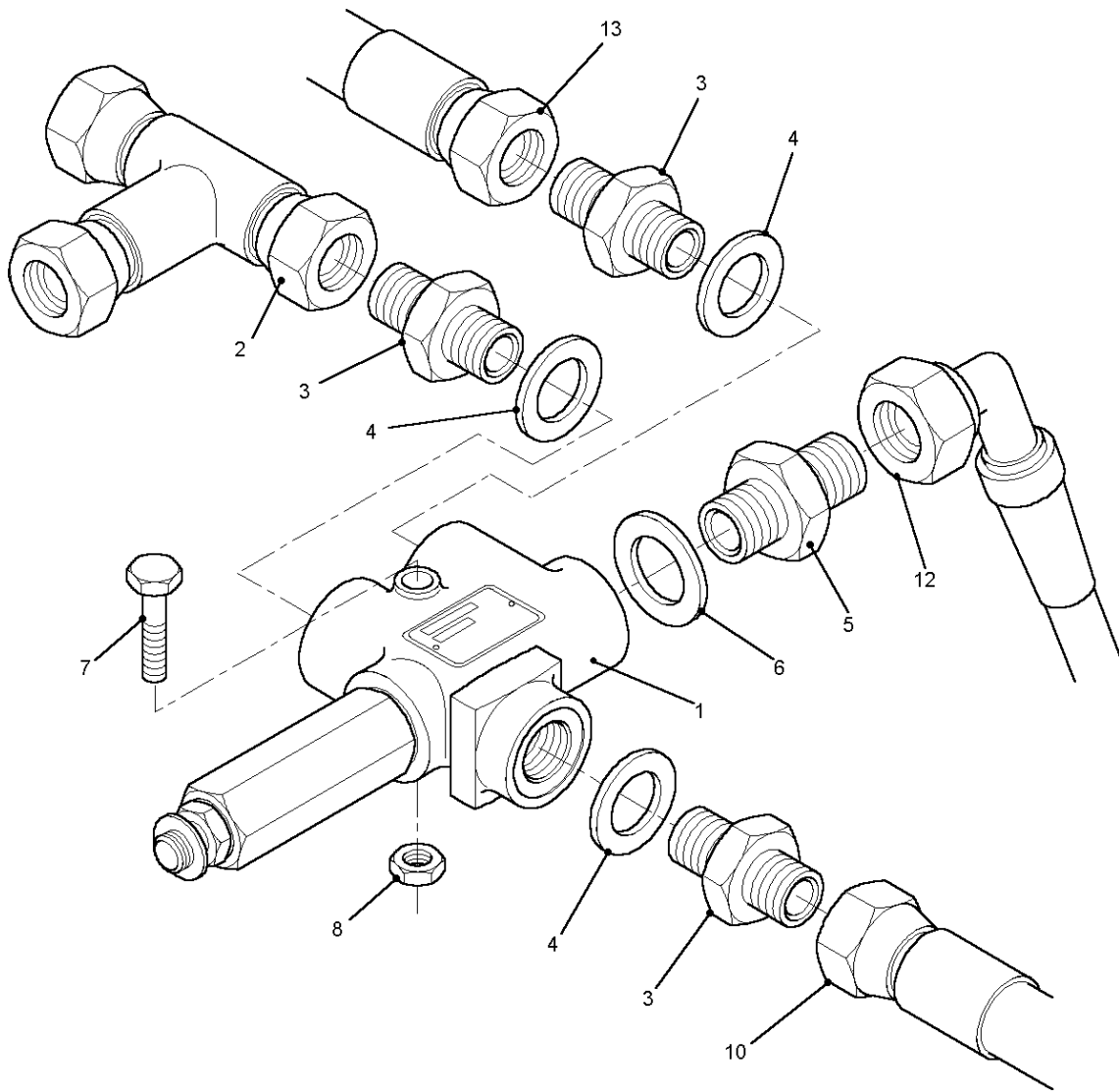


MDL10-091

Fig 10.8 Tandem Pump (29cc)



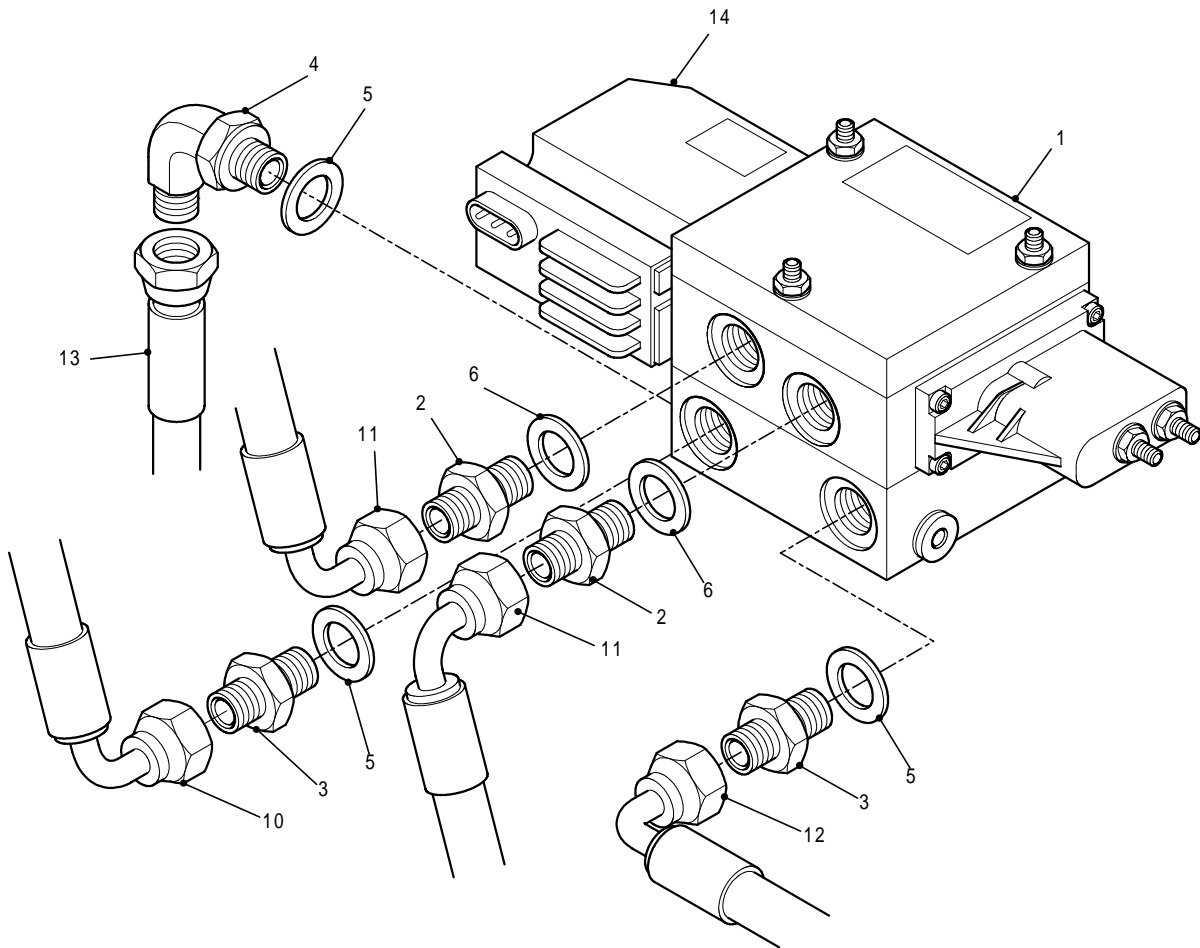
Fig 10.8 Item	Item Name And Description	Part No.	Qty	Remarks
	TANDEM PUMP (29CC)			
1	TANDEM PUMP (29CC)	MD48879T30P	1	
2	HOSE, SUCTION	H00305	1	
3	ADAPTOR, 1"	MD51816T30P	1	
4	SCREW, SOCKET HEAD	N/A	4	} Part of Item 3
5	SEAL	N/A	1	
6	HOSE, SUCTION	H00316	1	
7	ADAPTOR, 1 1/4"	046630	1	
8	SCREW, SOCKET HEAD	N/A	4	} Part of Item 7
9	SEAL	N/A	1	
10	HOSE	MD43535T30A	1	
11	ADAPTOR, 3/4"	046610	1	
12	SCREW, SOCKET HEAD	N/A	4	} Part of Item 11
13	SEAL	N/A	1	
14	HOSE	H00231	1	
15	ADAPTOR, 1/2"	MD52665T30P	1	
16	SCREW, SOCKET HEAD	N/A	4	} Part of Item 15
17	SEAL	N/A	1	
18	BOLT	F19M12050	4	
19	NUT	F22M12	4	
20	ADAPTOR PLATE	MD43969T30C	1	
21	BOLT	F19M12050	4	
22	NUT	F22M12	4	



MDL10-002

Fig 10.9 Steering Priority Valve

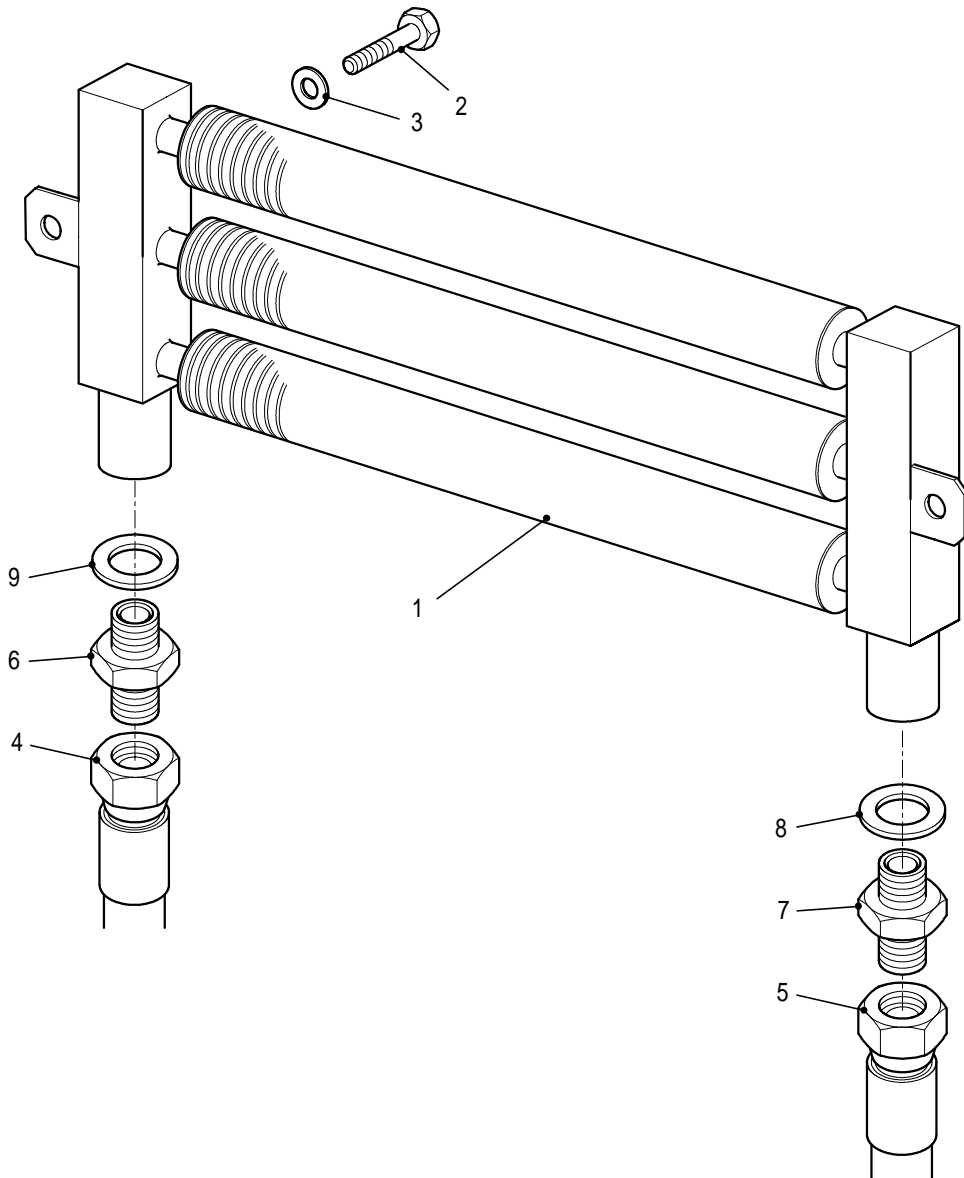
Fig 10.9 Item	Item Name And Description	Part No.	Qty	Remarks
	STEERING PRIORITY VALVE			
1	STEERING PRIORITY VALVE	350603	1	
2	EQUAL TEE, ½"	H72B08FFF	1	
3	ADAPTOR, ½" BSP, MM	H60B08MM	3	
4	BONDED SEAL, ½", BSP	H70B08	3	
5	ADAPTOR, ¼" BSP, MM	H60B04MM	1	
6	BONDED SEAL, ¼", BSP	H70B04	1	
7	BOLT, HEX HD, M8 X 60	F19M08060	2	
8	NUT, NYLOC, 8 MM	F22M08	2	
NI 9	BRACKET, PRIORITY VALVE	191710	1	
10	HOSE, STEERING	H00288	1	
NI 11	HOSE, STEERING	H00290	1	
12	HOSE, LS TO SHUTTLE	MD43536T30A	1	
13	HOSE, TRAILER BRAKE	H00292	1	
NI 14	HOSE, PRIORITY TO PVG	MD48658T30P	1	
NI 15	HOSE, STEERING	H00289	1	



MDL10-058a

Fig 10.10 PVG Proportional Steering Valve

Fig 10.10 Item	Item Name And Description	Part No.	Qty	Remarks
	PVG PROPORTIONAL STEERING VALVE			
1	PVG PROPORTIONAL VALVE	MD43749T30P	1	
2	ADAPTOR, 1/2" X 3/4"	H61B08MB12M	2	
3	ADAPTOR, 3/4" BSP, MM	H60B12MM	3	
4	ELBOW, 90° 3/4"	H75B04MM	1	
5	BONDED SEAL, 3/4"	H70B12	3	
6	BONDED SEAL, 1/2"	-	2	
7	SET SCREW, M8 X 25	F18M08025	6	
8	WASHER, SPRING, 8 MM	F33M08	4	
9	PVG VALVE COVER	140912	1	
10	HOSE, PVG 32 TO RETURN MANIFOLD	H00258	1	
11	STEER PIPE, 3.7	MD46279T30P	2	
12	HOSE, PRIORITY TO PVG	MD48658T30A	1	
13	HOSE, LS TO PUMP	H00272	1	
14	PVEH CONTROLLER	MD51218T30P	1	

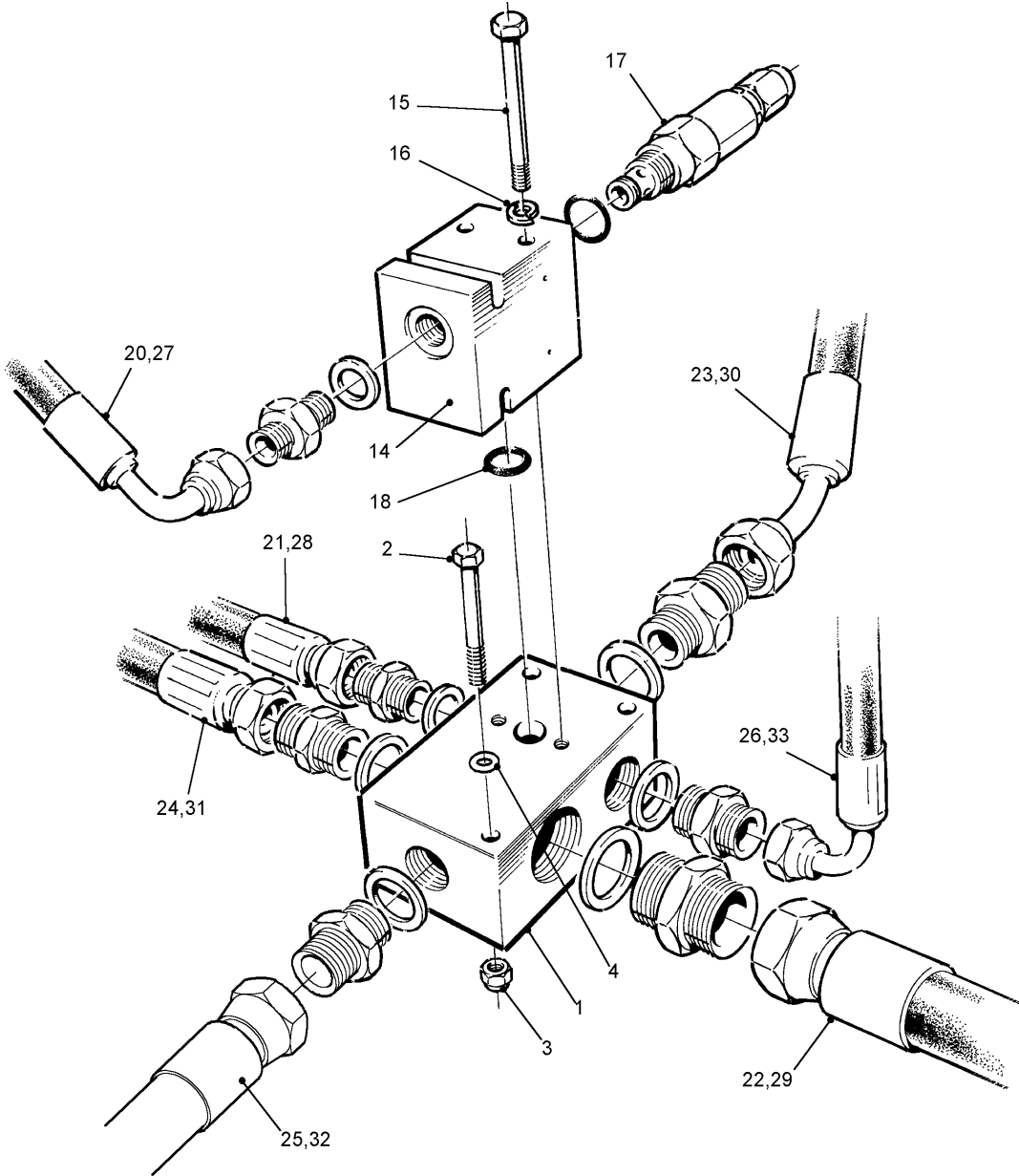


MDL10-100

Fig 10.11 Oil Cooler



Fig 10.11 Item	Item Name And Description	Part No.	Qty	Remarks
	OIL COOLER			
1	OIL COOLER - RADIATOR	MD52625T30P	1	
2	HEX BOLT M8 X 30MM	F19M08030	2	
3	WASHER PLAIN 8MM	F31M08	2	
4	HOSE-OIL COOLER TO RET.	H00285	1	
5	HOSE: PTO VALVE PORT - INLET OIL COOLER	MD43530T30A	1	
6	ADAPTOR	-	1	
7	ADAPTOR	-	1	
8	BONDED SEAL	-	1	
9	BONDED SEAL	-	1	

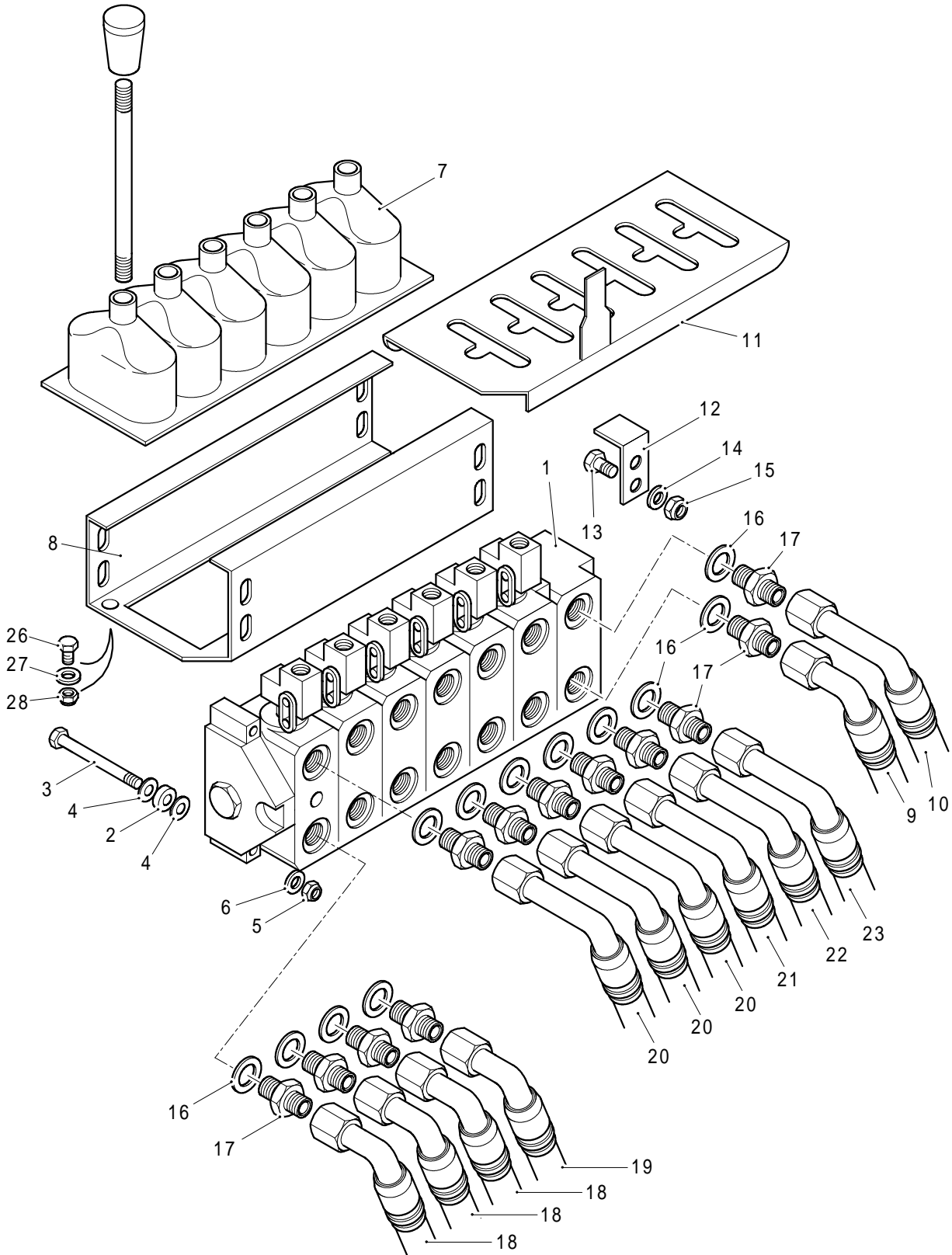


MDL10-010

Fig 10.12 Return Manifold and Relief Valve



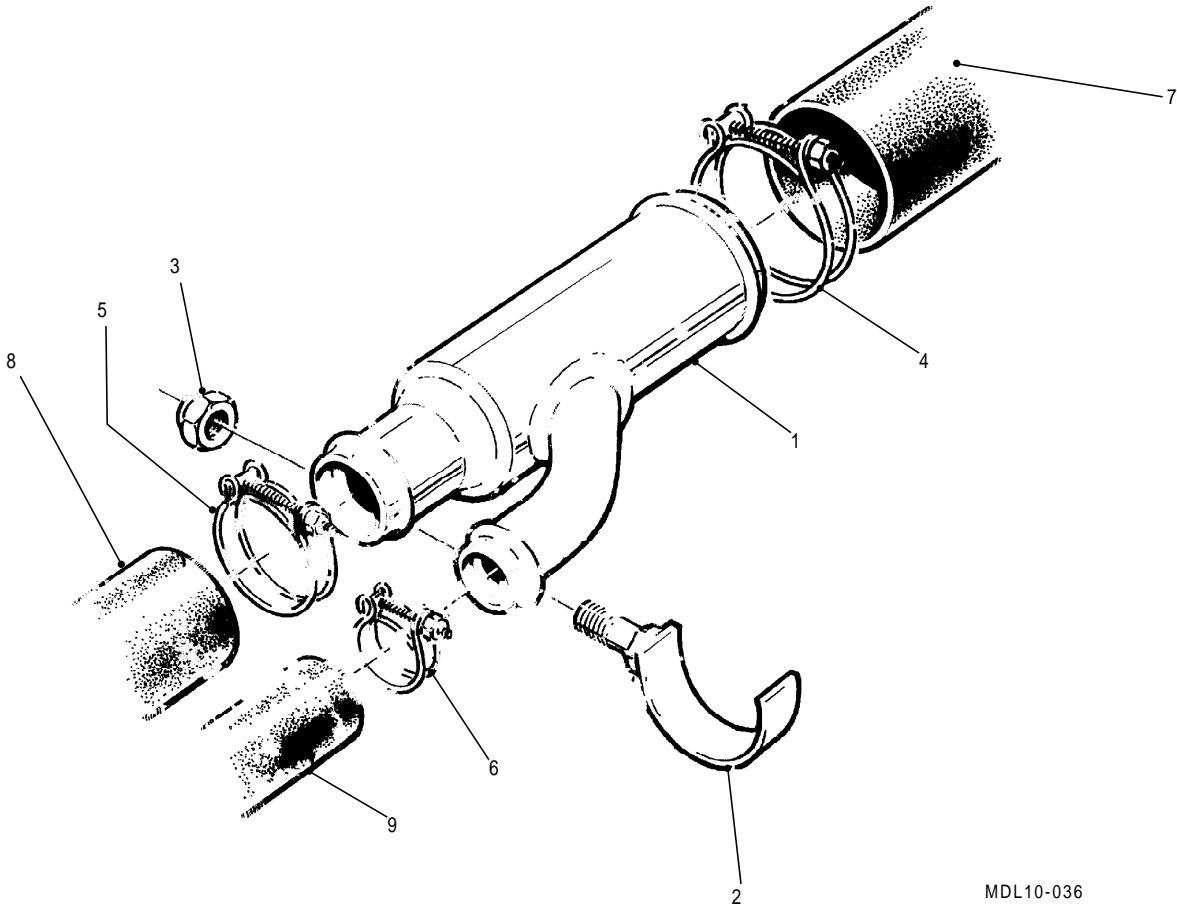
Fig 10.12 Item	Item Name And Description	Part No.	Qty	Remarks
	RETURN OIL MANIFOLD, RELIEF VALVE			
1	RETURN MANIFOLD	MD47018T30C	1	
2	BOLT, HEX HD, M10 X 70	F19M10070	3	
3	NUT, NYLOC, 10 MM	F22M10	3	
4	WASHER, PLAIN, 10 MM	F31M10	3	
5	ELBOW, 90 DEGREE, 1/2" BSP	MD47059T30P	1	
6	ADAPTOR, 3/8" X 1/2"	H61B06MB08M	4	
7	BONDED SEAL, 1/2" BSP	H70B08	2	
8	ADAPTOR, 3/4" BSP, M/M	H60B12MM	2	
9	ELBOW, 90 DEGREE, SWEPT 3/4"	MD52604X60S	1	
10	BONDED SEAL, 3/4" BSP	H70B12	2	
11	ADAPTOR, 1" BSP, M/M	H60B16MM	1	
12	ADAPTOR, 3/4" X 1"	MD47047T30P	1	
13	BONDED SEAL, 1" BSP	H70B16	2	
14	RELIEF VALVE BLOCK	MD47023T30P	1	
15	BOLT, HEX HD, M8 X 75	F19M08075	2	
16	WASHER, SPRING, 8 MM	F33M08	2	
17	RELIEF VALVE CARTRIDGE	MD59754T30P	1	
18	'O' RING, VALVE	MD47025X50P	1	
19	BONDED SEAL, 3/8" BSP	H70B06	1	
	4200 HOSES			
20	HOSE, STEERING	H00289	1	
21	HOSE, STEERING	H00242	1	
22	HOSE, RETURN LINE	MD43532T30A	1	
23	HOSE, OIL COOLER	H00285	1	
24	HOSE, FLOW DIVIDER RETURN	MD43534T30A	1	
25	HOSE, RETURN LINE	H00258	1	
26	HOSE, SPOOL VALVE RETURN	H00295	1	
	6200 HOSES			
27	HOSE, STEERING	H00289	1	
28	HOSE, STEERING	H00242	1	
29	HOSE, FILTER RETURN	MD47014T30P	1	
30	HOSE, OIL COOLER	H00285	1	
31	HOSE, RETURN LINE	H00258	1	
32	HOSE, RETURN LINE	H00258	1	
33	HOSE, PTO RETURN	MD47013T30P	1	



MDL10-013

Fig 10.13 Six Port Valve Block

Fig 10.13 Item	Item Name And Description	Part No.	Qty	Remarks
	SIX PORT VALVE BLOCK			
1	HYDRAULIC VALVE, 6 SPOOL	MD52517T30P	1	
2	VIBRATION ISOLATOR	MD53192T30P	3	
3	BOLT, HEX HD, M10 X 90	F19M10090	3	
4	WASHER, PLAIN, 20 MM	F31M20	6	
5	NUT, NYLOC, 10 MM	F22M10	3	
6	WASHER, PLAIN, 10 MM	F31M10	3	
7	GAITER, 6 SPOOL VALVE	MD53193T30P	6	
8	SPOOL GAITER CLAMP	MD53194T30P	1	
9	HOSE, 6 SPOOL VALVE BLOCK	H00294	1	
10	HOSE SPOOL VALVE RETURN	H00295	1	
11	SPOOL LEVER STOP	MD53206T30A	6	
12	SETSCREW, M6 X 16	F18M06016	20	
13	WASHER, PLAIN, 6 MM	F31M06	12	
14	NUT, NYLOC, 6 MM	F22M06	8	
15	CLAMP PLATE	MD53198T30P	4	
16	BONDED SEAL	-	12	
17	ADAPTOR,	-	12	
18	HOSE, 6 SPOOL VALVE BLOCK	H00214	3	
19	HOSE, PICK UP HITCH	H00308	1	
20	HOSE, 6 SPOOL VALVE BLOCK	MD52455T30P	3	
21	HOSE, PICK UP HITCH	H00309	1	
22	HOSE, 6 SPOOL VALVE BLOCK	MD52460T30P		
23	TRAILER TIPPING	MD52459T30P	1	

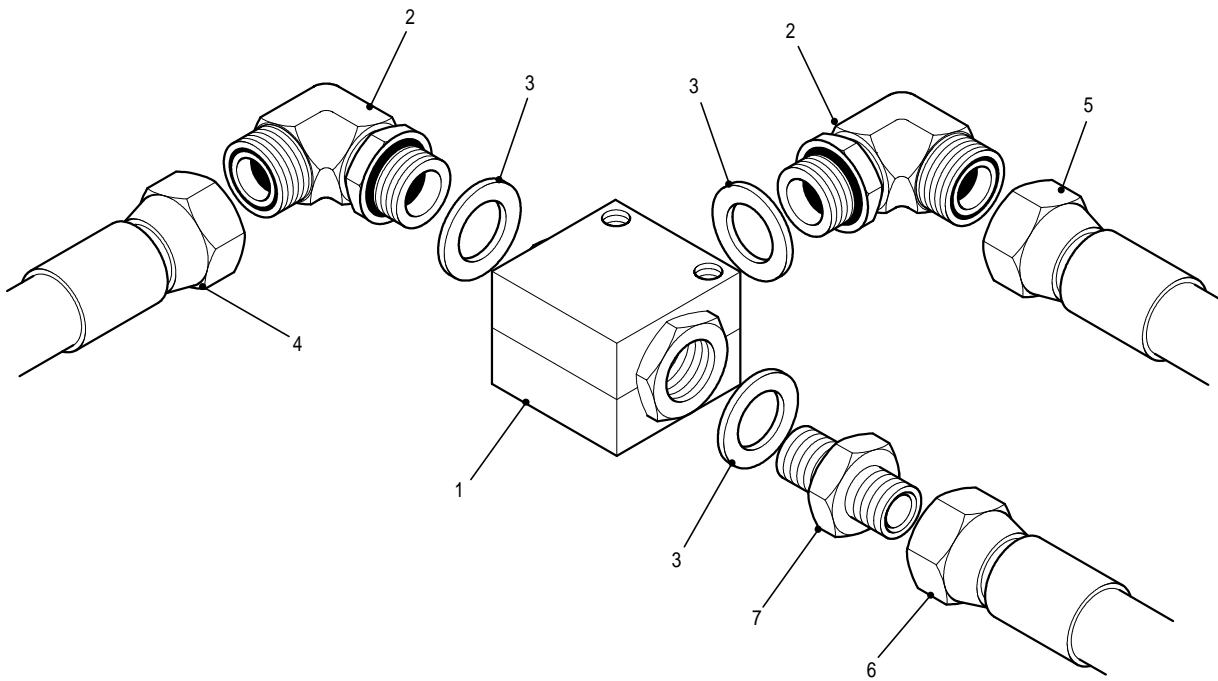


MDL10-036

Fig 10.14 Hydraulic 'Y' Branch



Fig 10.14 Item	Item Name And Description	Part No.	Qty	Remarks
	HYDRAULIC 'Y' BRANCH			
1	HYDRAULIC 'Y' BRANCH	190960	1	
2	CLAMP	142408	1	
3	NUT, NYLOC	F19M12	1	
4	HOSE CLIP	F35M13070	1	
5	HOSE CLIP	F35M12045	1	
6	HOSE CLIP	F35M12030	1	
7	HOSE, PUMP SUCTION	H00303	1	
8A	HOSE, PUMP SUCTION, 4200	H00316	1	
NI 8B	HOSE, PUMP SUCTION, 6200	H00304	1	
9	HOSE, PUMP SUCTION	H00305	1	

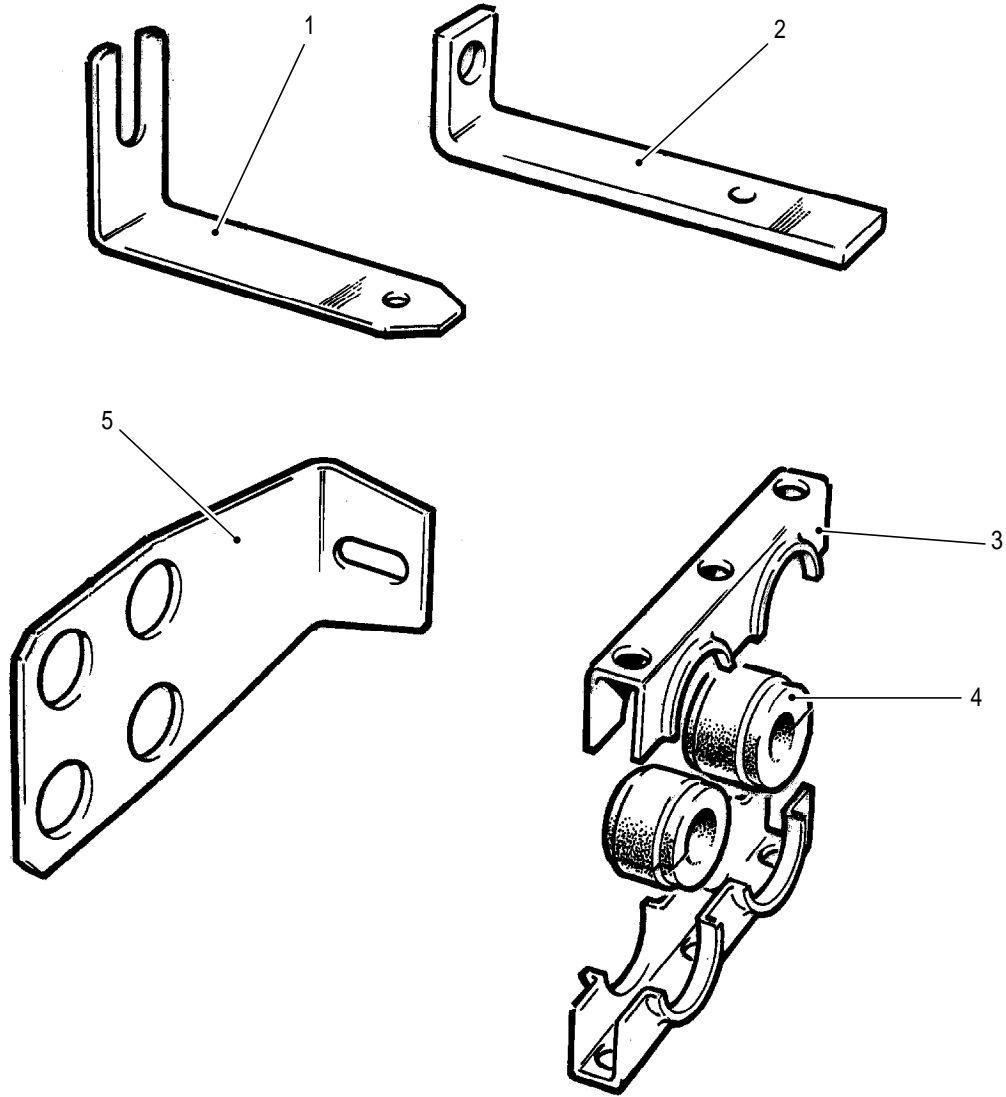


MDL10-003

Fig 10.15 Oil Control Valve



Fig 10.15 Item	Item Name And Description	Part No.	Qty	Remarks
	OIL CONTROL VALVE			
1	OIL CONTROL VALVE	MD52269T30P	1	
2	ADAPTOR	MD49517X60S	2	
3	BONDED SEAL	H70B06	3	
4	HOSE STEERING MOTOR	H00291	1	
5	HOSE PRIORITY FLOW VALVE	MD43536T30A	1	
6	HOSE STEERING VALVE LOAD SENSE	MD43537T30A	1	
7	ADAPTOR	MD52028X60S	1	

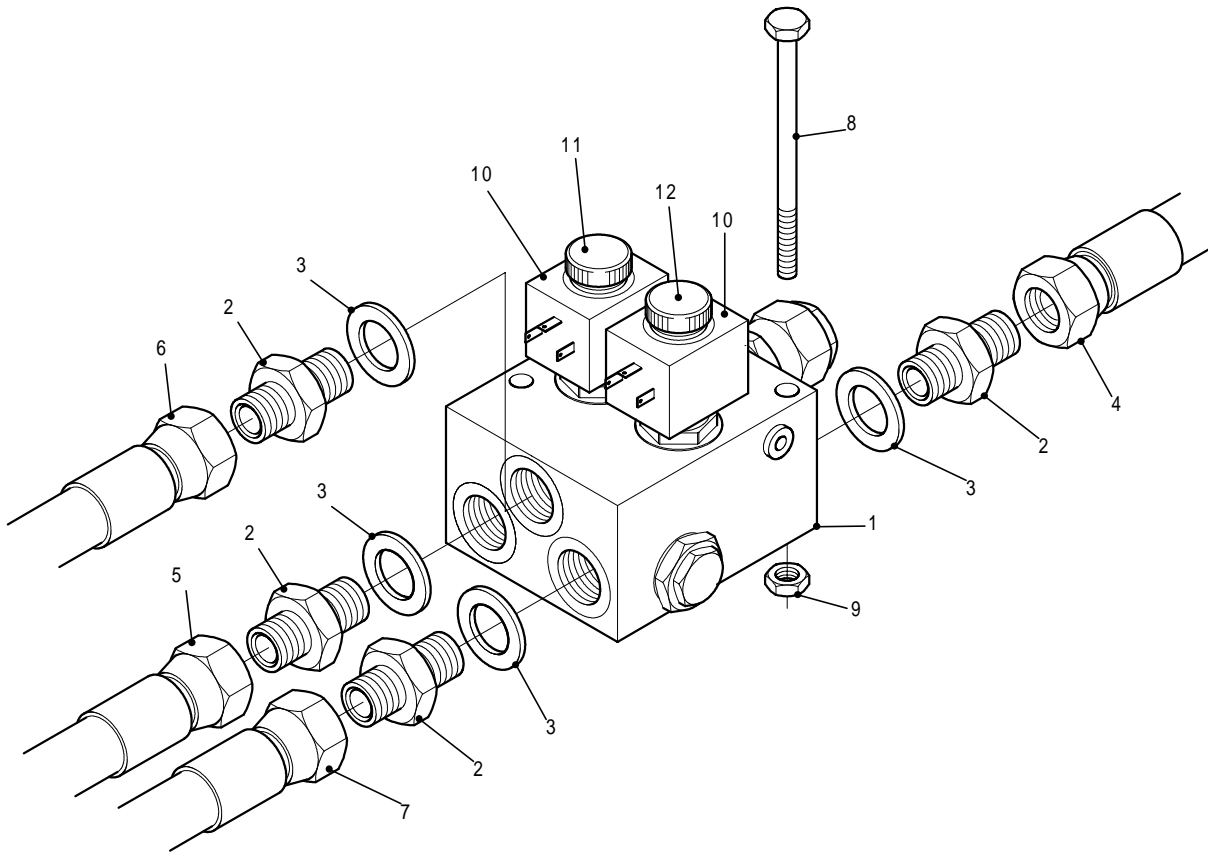


MDL10-112

Fig 10.16 Pipe Work Brackets



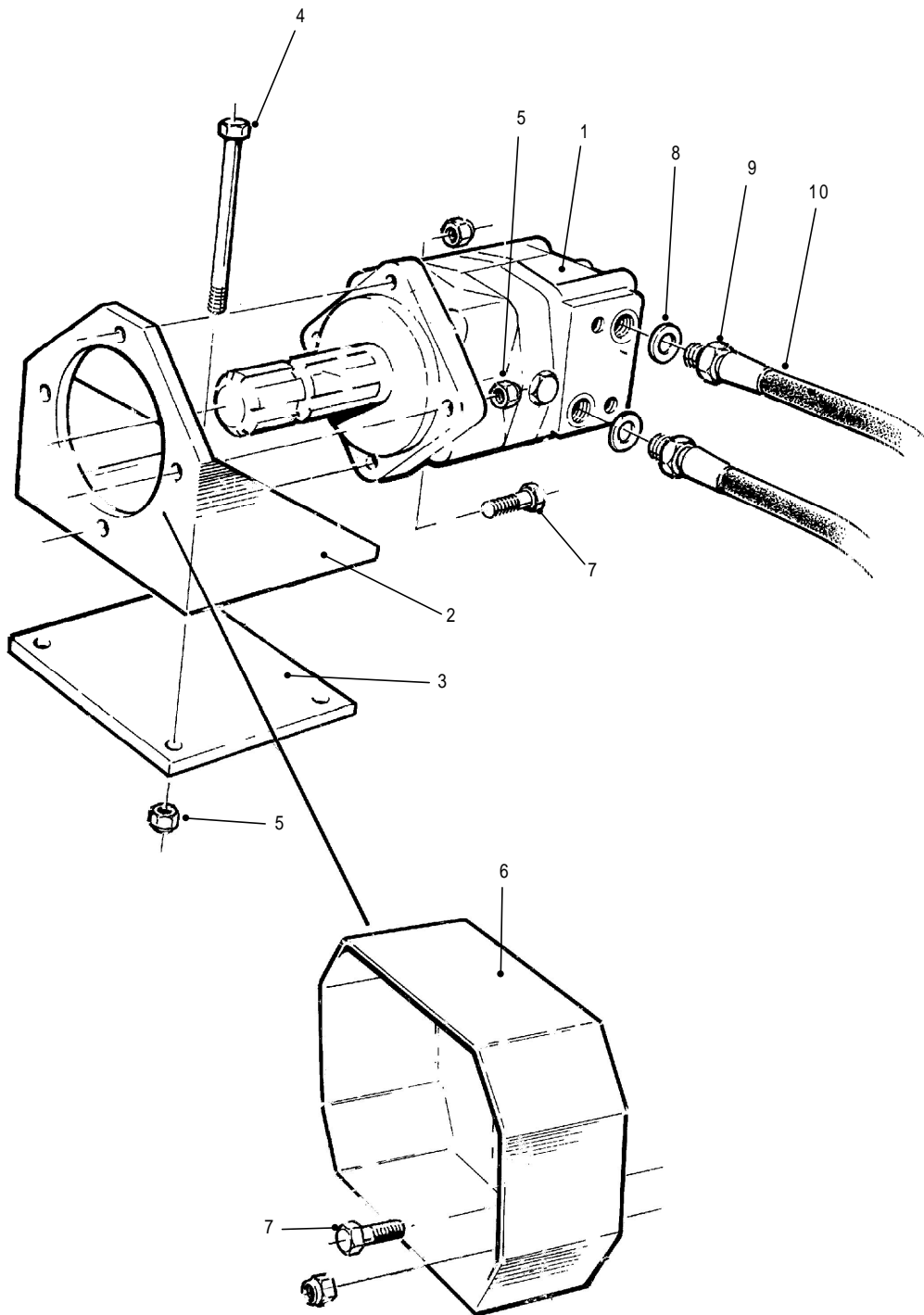
Fig 10.16 Item	Item Name And Description	Part No.	Qty	Remarks
	PIPE WORK BRACKETS			
1	STEEL PIPE BRACKET	140700	1	
2	STEEL PIPE BRACKET	141000	1	
3	CLAMP	MD52721T30P	4	
4	BUSHING 15MM DIA	MD52724T30P	4	
4	BUSHING 12MM DIA	MD52723T30P	2	
4	BUSHING 8MM DIA	MD52722T30P	2	
5	STEEL PIPE BRACKET RIGHT SIDE	140950	1	



MDL10-008

Fig 10.17 PTO Solenoid Valve

Fig 10.17 Item	Item Name And Description	Part No.	Qty	Remarks
	PTO SOLENOID VALVE			
1	PTO SOLENOID VALVE	MD43630T30P	1	
2	ADAPTOR, 3/4" BSP, MM	H60B12MM	4	
3	BONDED SEAL, 3/4" BSP	H70B12	4	
4	PTO HOSE, PUMP TO PORT P	MD43535T30A	1	
5	PTO HOSE, MOTOR TO PORT M2	MD43533T30A	1	
6	HOSE, OIL COOLER TO PORT T	MD43530T30A	1	
7	PTO HOSE, MOTOR TO PORT M1	MD43531T30A	1	
8	BOLT, HEX HD, M10 X 90	F19M10090	2	
9	NUT, NYLOC, 10 MM	F22M10	2	
10	SOLENOID COIL, 12 VOLT	MD48936T30P	2	
11	SOLENOID VALVE	MD48937T30P	1	Normal closed
12	SOLENOID VALVE	MD48938T30P	1	Normal open

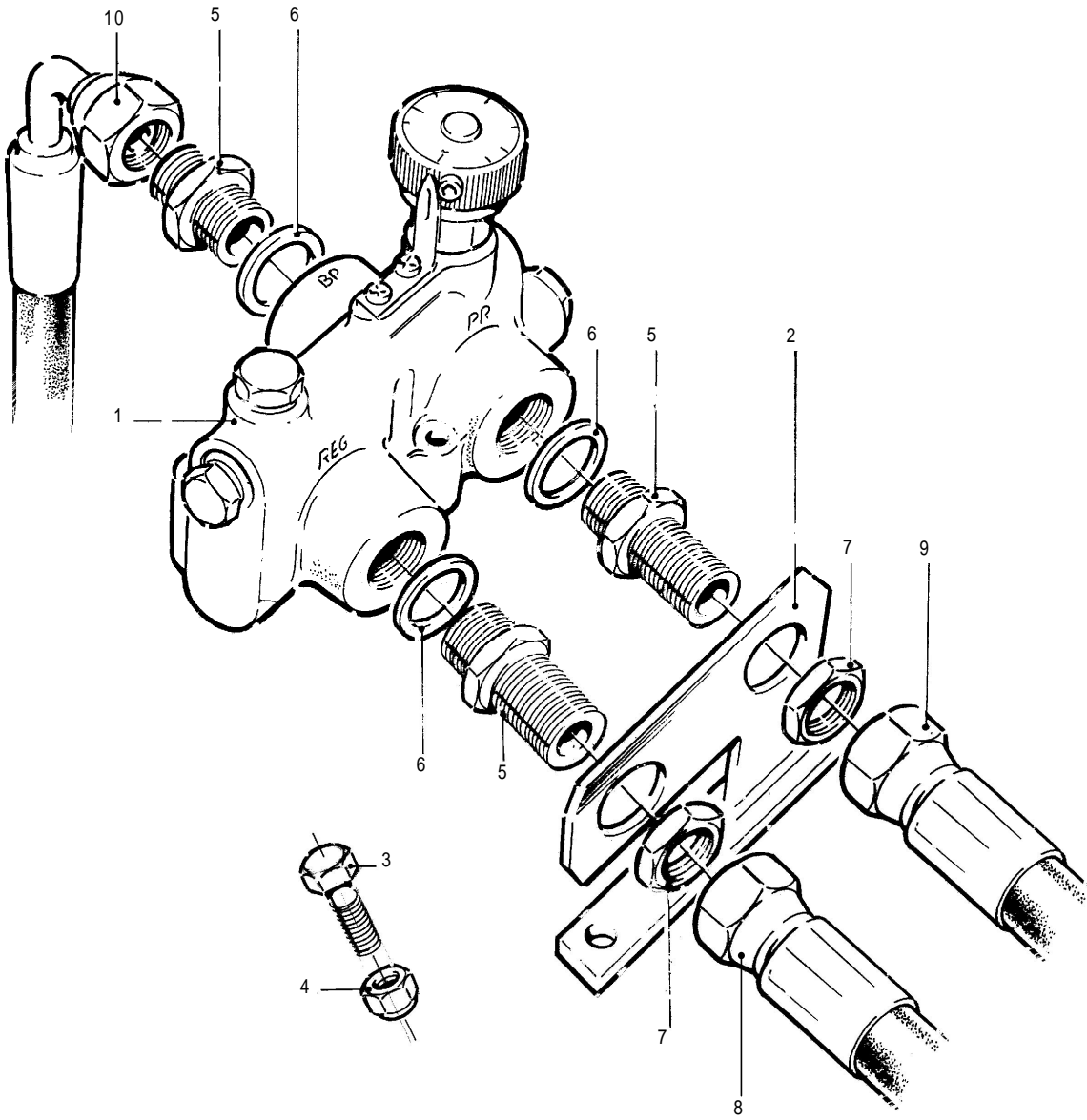


MDL10-059

Fig 10.18 Power Take Off Motor



Fig 10.18 Item	Item Name And Description	Part No.	Qty	Remarks
	POWER TAKE OFF MOTOR			
1	HYDRAULIC, PTO MOTOR, 14.5HP	MD53257T30P	1	
NI 1A	HYDRAULIC PTO MOTOR, 25 HP	MD53519T30P	1	
2	STAND, PTO MOTOR	MD53264T30A	1	
3	CLAMP	MD53259T30C	1	
4	BOLT, HEX HD, M12 X 120	F19M12120	4	
5	NUT, NYLOC, 12MM	F22M12	8	
6	PTO GUARD	MD53267T30A	1	
7	BOLT, HEX HD, M12 X 45	F19M12045	4	
8	BONDED SEAL	H70B08	2	
9	ADAPTOR, 1/2IN X 3/4IN	H61B08MB12M	2	
10	HOSE, PTO MOTOR	MD52663T30P	2	
NI 11	SAFETY COVER, PTO SHAFT	MD53261T30C	1	

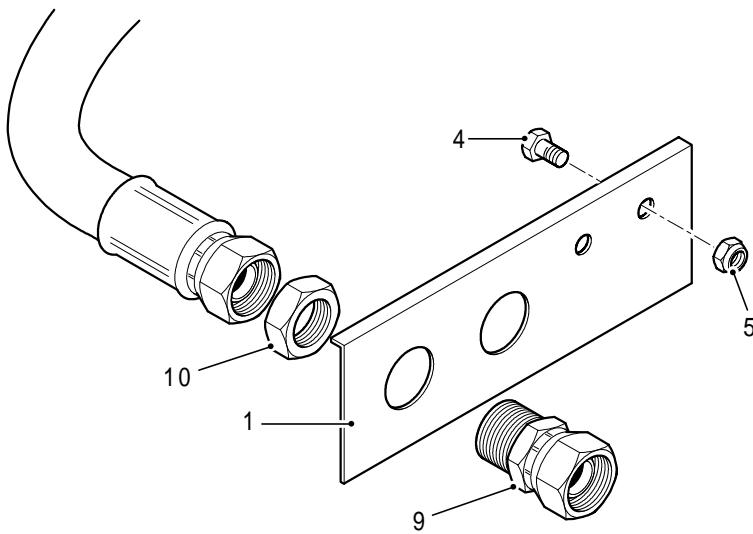
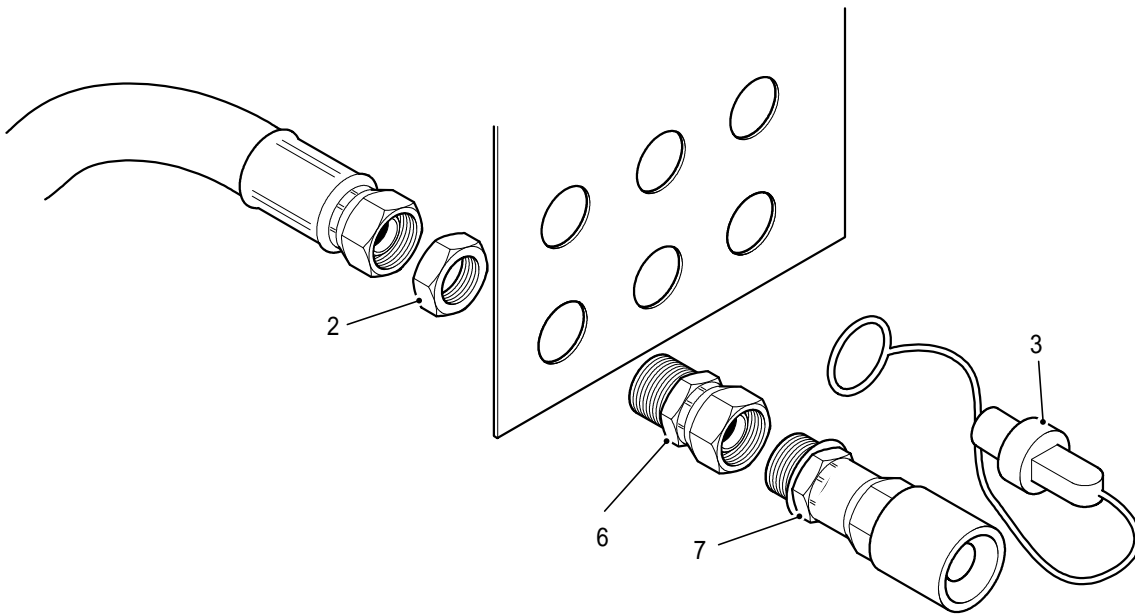


MDL10-060

Fig 10.19 Power Take Off Priority Flow



Fig 10.19 Item	Item Name And Description	Part No.	Qty	Remarks
	POWER TAKE OFF PRIORITY FLOW			
1	FLOW CONTROL VALVE	350201	1	
2	BRACKET	MD45596T30C	1	
3	BOLT, HEX HD, M6 X 45	F19M06045	2	
4	NUT, NYLOC, 6MM	F22M06	2	
5	ADAPTOR, 3/4" BSP	H60B12MM	3	
6	BONDED SEAL, 3/4" BSP	H70B12	3	
7	NUT	N/A	2	Part of Item 5
8	HOSE, PTO	MD45654T30A	1	
9	HOSE, PTO/M1-PR	MD43532T30A	1	
10	HOSE, FLOW DIVIDER RETURN	MD43534T30A	1	

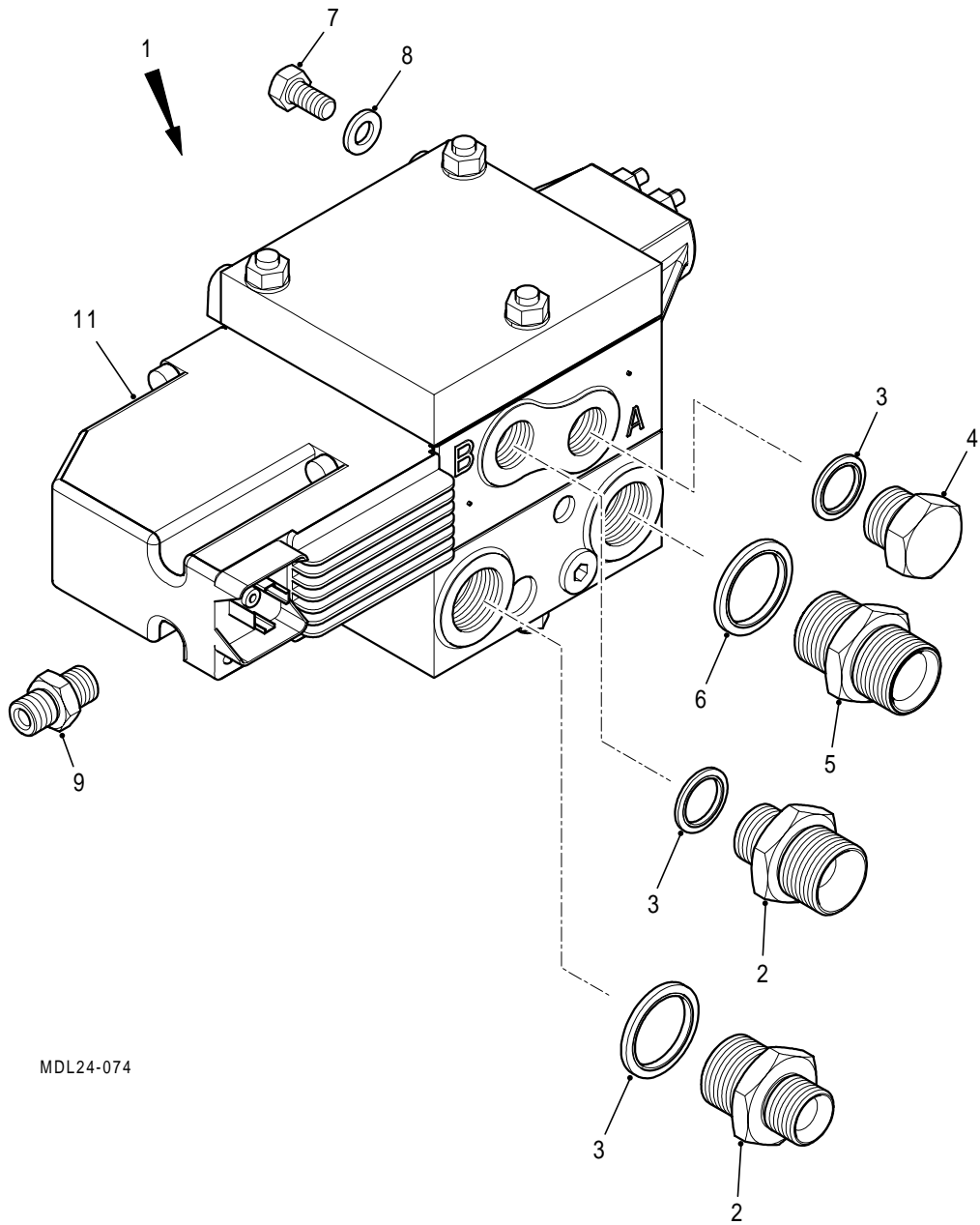


MDL10-113

Fig 10.20 Customer Bracket



Fig 10.20 Item	Item Name And Description	Part No.	Qty	Remarks
	CUSTOMER BRACKET			
1	PTO BRACKET	MD45604T30C	1	
2	ADAPTOR NUT	N/A	6	Part of Item 7
3	DUST PLUG - ISO FEM. 1/2"	H9008	6	
4	BOLT	F18M10035	2	
5	NUT	F22M10	2	
6	ADAPTOR - 1/2" X 13/16"	MD52539X60S	6	
7	FEMALE COUPLER 1/2" BSP	H8008	6	
NI 8	DECAL - HYD SERVICES OUT	MD53199T30P	1	
9	BULKHEAD ADAPTOR	MD52976T30P	2	
10	ADAPTOR NUT	N/A	2	Part of Item 9



MDL24-074

Fig 10.21 PTO PVG Valve Assembly



Fig 10.21 Item	Item Name And Description	Part No.	Qty	Remarks
	PTO PVG VALVE ASSEMBLY			
1	PVG PROPORTIONAL VALVE, PTO	MD55023T30P	1	Includes item 11
2	ADAPTOR, 3/4 X 1/2" BSP M/M	MD51247X60S	2	
3	BONDED SEAL, 3/8" BSP	MD41703X50S	4	
4	BLANKING PLUG, HEX HD, 1/2 BSP PAR	MD41125X60S	1	
5	CONED ADAPTOR, 3/4 BSP M/M	MD44445T30P	2	
6	BONDED SEAL, 3/4" BSP	MD41696X50S	2	
7	BOLT, HEX HEAD, M8 X 16 LG GR:10.9	MD50528X10S	4	
8	WASHER, M8	MD40651X30S	4	
9	MALE-MALE ADAPTOR, 1/4" BSP	MD47721X60S	1	
10	SEALANT, SIKAFLEX-221	MD59044X70P	AR	
11	PVEH CONTROLLER	MD51218T30P	1	

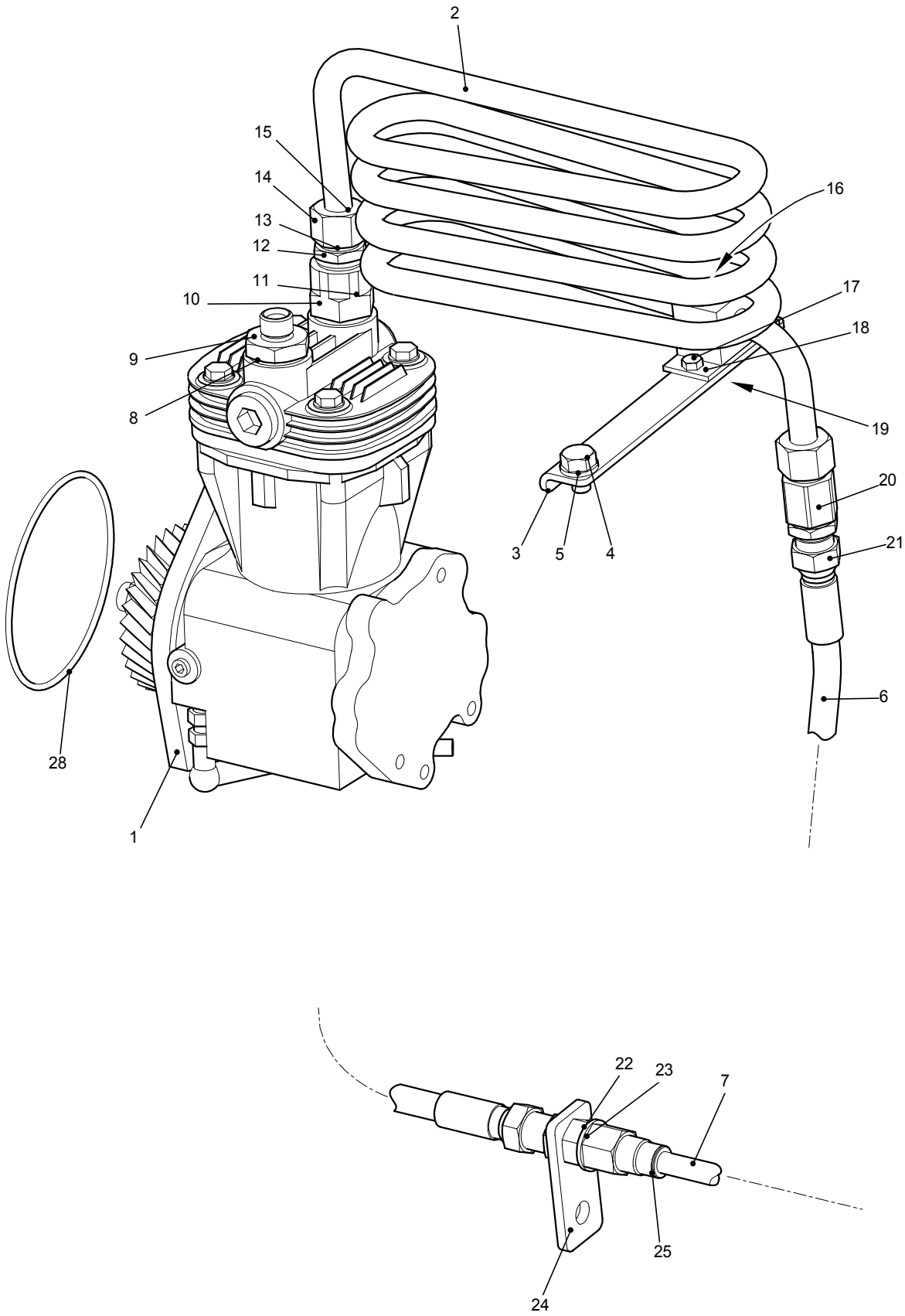


Blank Page



SECTION 11
PNEUMATICS
CONTENTS

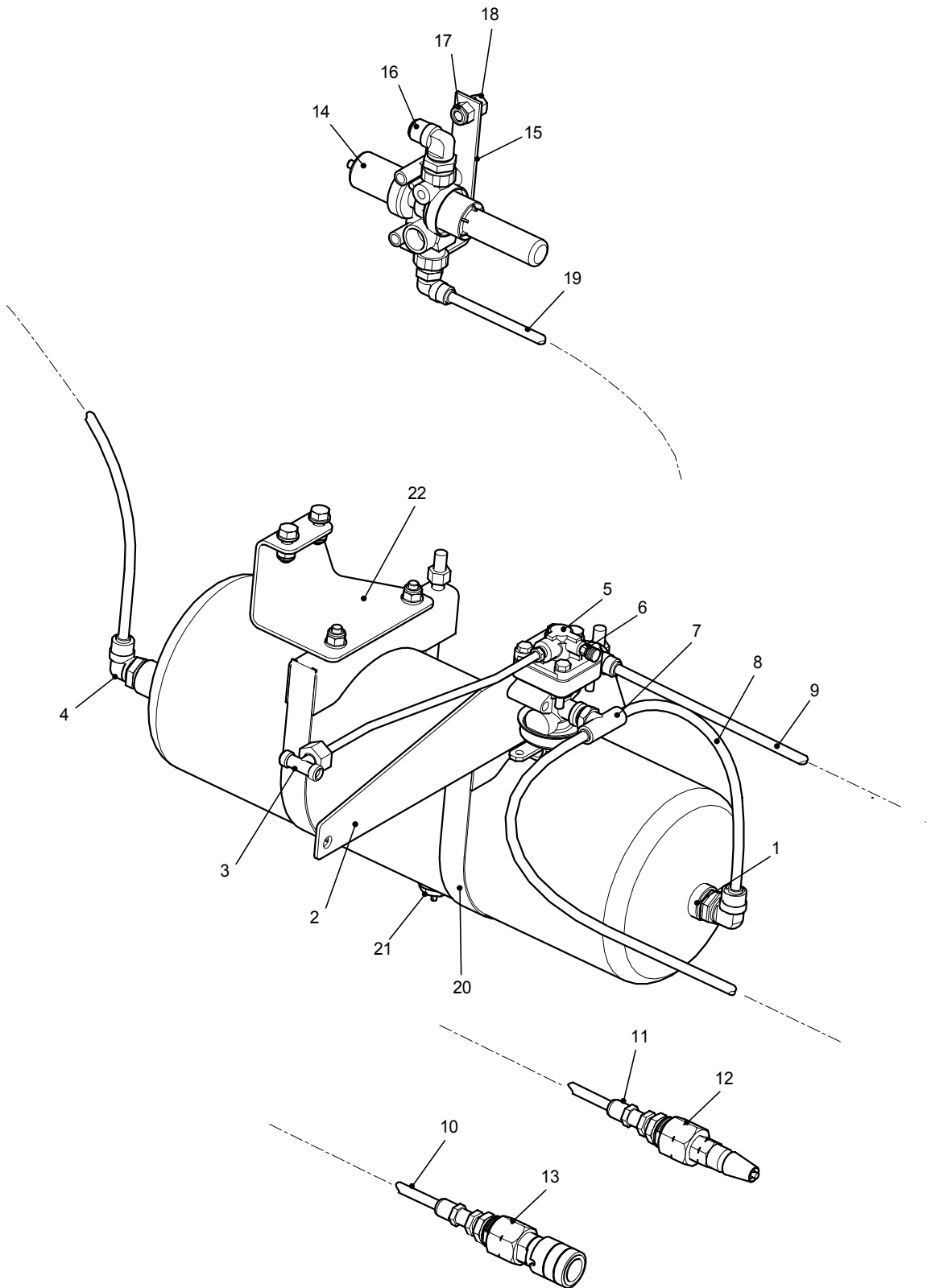
Fig	Title	Page
11.1	Compressor	11.2
11.2	Air Receiver.....	11.4



MDL10-038

Fig 11.1 Compressor

Fig 11.1 Item	Item Name And Description	Part No.	Qty	Remarks
	COMPRESSOR			
1	AIR COMPRESSOR, 7.5 CFM	MD46099L00P	1	
2	COOLING COIL, COMPRESSED AIR	MD46168L20C	1	
3	BRACKET, COMPRESSOR COOLING COIL	MD47268L20C	1	
4	BOLT, HEX HD, M10 X 16	M10X16B2	1	
5	WASHER, FLAT, M10	MD40656X30S	1	
6	AIR PIPE, FLEXIBLE	MD47462L20C	1	
7	AIR TUBE, NYLON	MD47490L20C	1	
8	WASHER, COPPER, M28	MD47387T30P	1	
9	ADAPTOR, M28/M18	MD47494T30P	1	
10	ADAPTOR, M26 MALE 1/2" BSP FEMALE	MD47459T30P	1	
11	SEALING RING, M26	MD47460L20P	1	
12	ADAPTOR, 1/2" BSP/15L, M/M	MD47461T30P	1	
13	WASHER, COPPER, 1/2" BSP	MD47388T30P	2	
14	NUT, OLIVE, 15L	MD45353T30P	2	
15	OLIVE, 15MM, 12L	MD45354T30P	2	
16	SCREW, HEX SKT, BUTTON HD	MD43367X10S	2	
17	BOLT, HEX HD, M6 X 16	MD41890X10S	2	
18	PIPE CLAMP, STAUFF	MD47267X00P	1	
19	NUT, NYLOC, M6	MD40645X20S	2	
20	ADAPTOR, 1/2" BSP/15L, F/M	MD47386T30P	1	
21	ADAPTOR, MALE, 1/2" BSP	MD45514X60S	1	
22	ADAPTOR, BULKHEAD 1/2" BSP	MD47463T30P	1	
23	BONDED SEAL	MD41126X50S	1	
24	BULKHEAD BRACKET	MD47454L20C	1	
25	FITTING, PUSH-IN, 12MM	MD47464L20P	1	
NI 26	HOSE, AIR COMPRESSOR INLET	MD47493T30P	1	
NI 27	BULKHEAD ADAPTOR, 3/8" BSP, M/M	MD47495T30P	1	
28	'O' RING	-	1	



MDL10-039

Fig 11.2 Air Receiver

Fig 11.2 Item	Item Name And Description	Part No.	Qty	Remarks
	AIR RECEIVER			
1	AIR RECEIVER ASSEMBLY	MD45651L90A	1	
2	BRACKET, TRAILER CONTROL VALVE	MD46240L20C	1	
3	PILOT LINE ASSEMBLY, AIR TRAILER BRAKE	MD46308L20A	1	
4	HOBBS ELBOW ADAPTOR, 10 DIA X M22	MD41648L20P	1	
5	TRAILER CONTROL VALVE	MD46226L20P	1	
6	SWIVEL ELBOW ADAPTOR, 10 DIA X M16	MD41627L20P	2	
7	HOBBS TEE ADAPTOR, 10 DIA X M16	MD43245L20P	1	
8	RED AIR TUBE, TANK TO TRAILER VALVE	MD46294L20C	1	
9	YELLOW AIR TUBE, TRAILER VALVE TO COUPLING	MD46296L20C	1	
10	RED AIR TUBE, TRAILER VALVE TO COUPLING	MD46295L20C	1	
11	BULKHEAD FITTING, AIR PUSH-IN	MD46286L20P	2	
12	AIRLINE COUPLING, MALE 'C'	MD44201L20P	1	
13	AIRLINE COUPLING, FEMALE 'C'	MD44202L20P	1	
14	AIR UNLOADER VALVE	MD46164L20P	1	
15	BRACKET, UNLOADER VALVE	MD46165L20C	1	
16	SWIVEL ELBOW ADAPTOR, 12 DIA X M22	MD41430L20P	1	
17	NUT, NYLOC, M12	MD40018X20S	2	
18	BOLT, HEX HD, M12 X 25	MD40658X10S	2	
19	RED AIR TUBE, UNLOADER VALVE TO TANK	MD46297L20C	1	
20	TANK CLAMP	-	2	
21	AIR DRAIN	040606	1	
22	BRACKET	-	1	



Blank Page

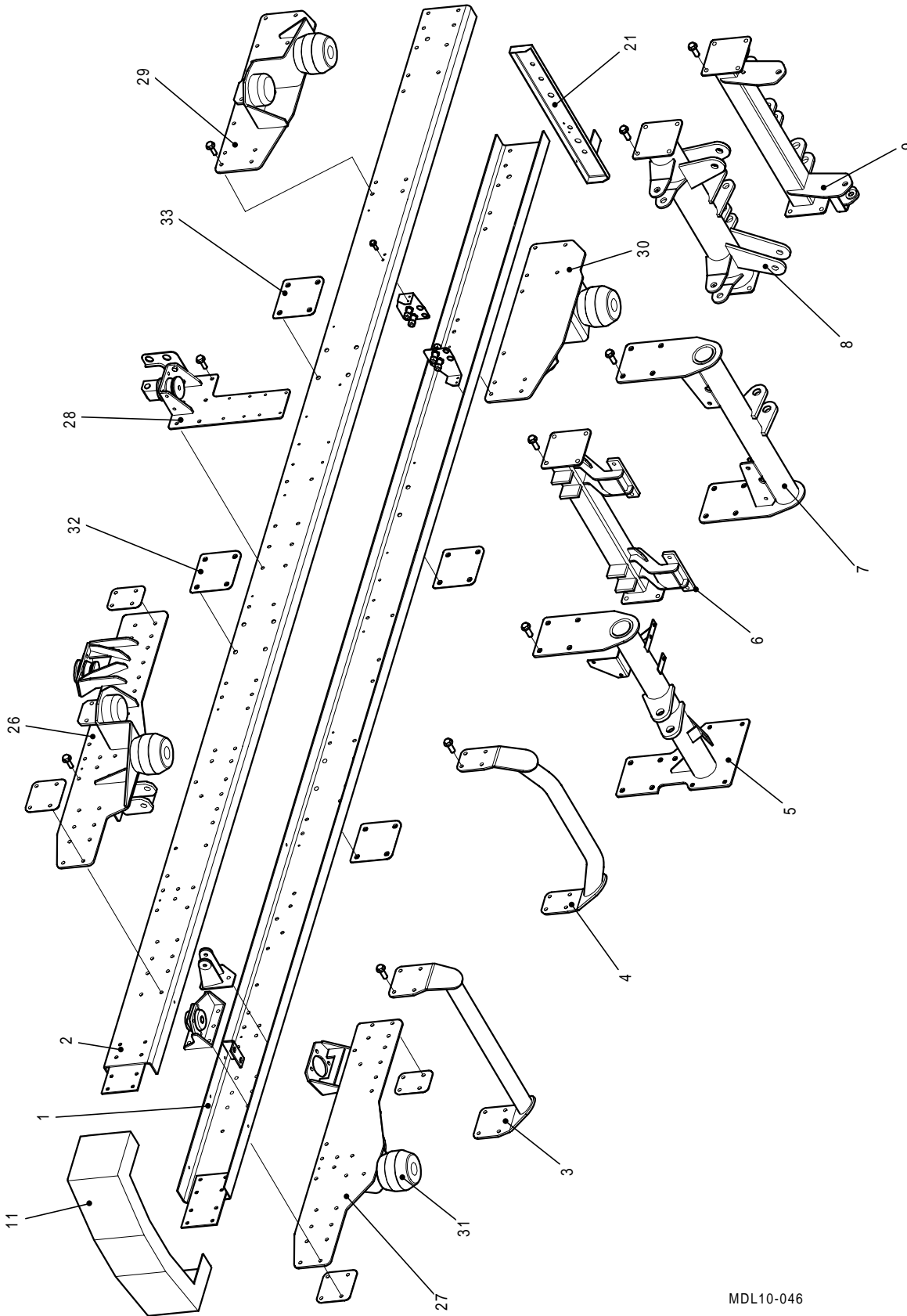


SECTION 12

CHASSIS

CONTENTS

Fig	Title	Page
12.1	Frame.....	12.2
12.2	Engine Mount Assemblies - 4200	12.4
12.3	Engine Mount Assemblies - 6200	12.6
12.4	Transfer Box Mountings - 6200.....	12.8
12.5	Front Hitch.....	12.10
12.6	Drawbar Assembly	12.12
12.7	Battery Tray.....	12.14
12.8	Pickup Hitch	12.16

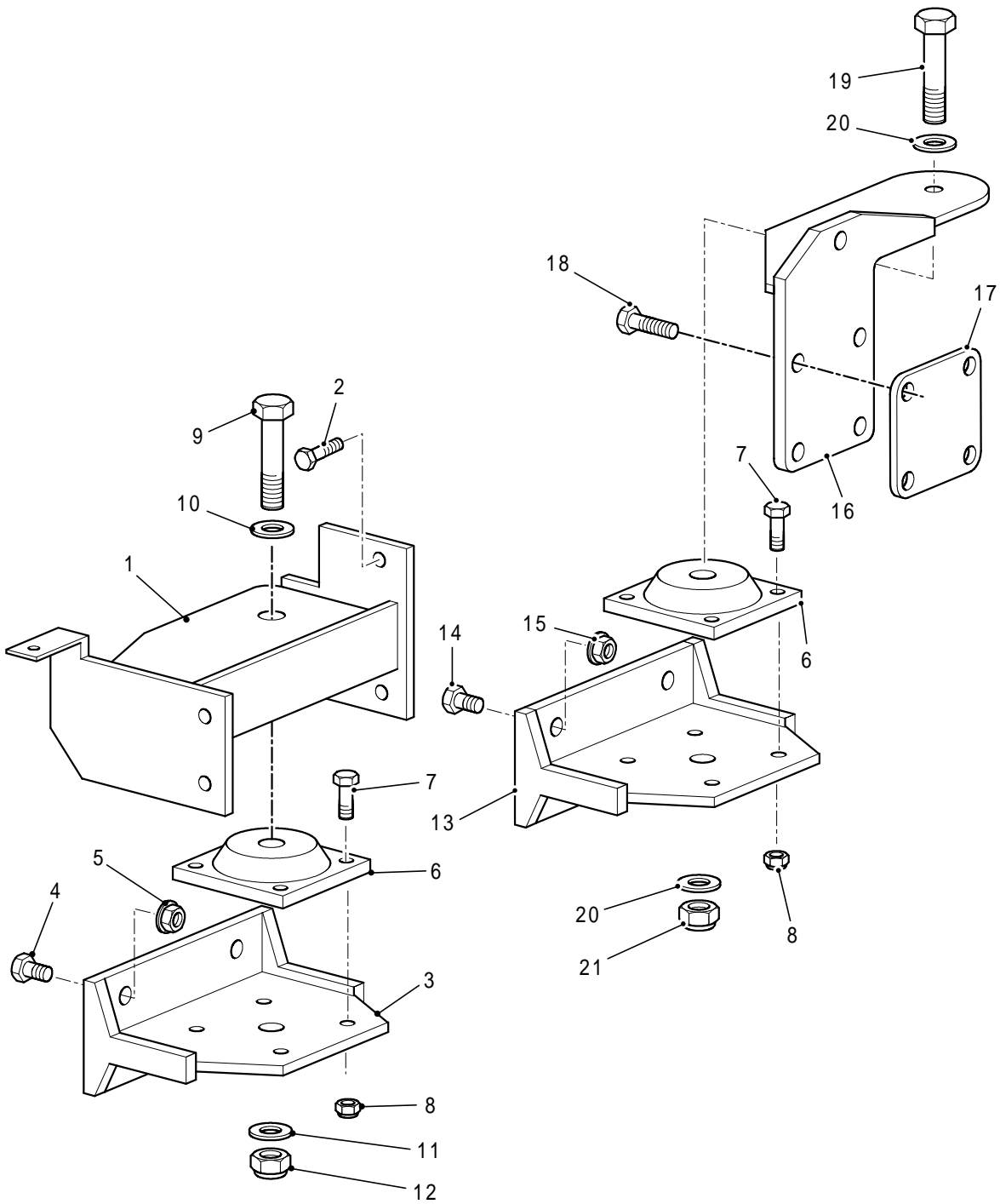


MDL10-046

Fig 12.1 Frame



Fig 12.1 Item	Item Name And Description	Part No.	Qty	Remarks
	FRAME			
1	CHASSIS RAIL - RH - 4200	MD42358B10C	1	
1A	CHASSIS RAIL - RH - 6200	MD42360B10C	1	
2	CHASSIS RAIL - LH - 4200	MD42359B10C	1	
2A	CHASSIS RAIL - LH - 6200	MD42361B10C	1	
3	1 ST CROSSMEMBER	MD43663B10A	1	
4	2 ND CROSSMEMBER	MD42469B10A	1	
5	3 RD CROSSMEMBER	MD42580B10A	1	
6	4 TH CROSSMEMBER	MD42482B10A	1	
7	5 TH CROSSMEMBER	MD42497B10A	1	
8	6 TH CROSSMEMBER	MD42734B10A	1	
9	7 TH CROSSMEMBER	MD43072B10A	1	
NI 10	FRONT BUMPER ASSEMBLY	MD47536T10A	1	
11	FRONT BUMPER	MD44022T10C	1	} Items 11 to 17 NI, part of Item 10
NI 12	SETSCREW M12 X 30	F18M12030	8	
NI 13	NUT NYLOC 12MM	F22M12	8	
NI 14	FRONT BUMPER BELLY PLATE	172210	1	
NI 15	BOLT, HEX HD M8 X 35	F19M08035	6	
NI 16	NUT, NYLOC 8MM	F22M08	6	
NI 17	WASHER, PLAIN 8MM	F31M08	6	
NI 18	BRACKET, SUB-ASSEMBLY REAR	MD45106B10A	1	} Items 19 to 25 NI, part of Item 18
NI 19	BRACKET, STEEL PIPES, RH	MD45072B10C	1	
NI 20	BRACKET, STEEL PIPES, LH	MD45073B10C	1	
21	REAR SERVICES CARRIER	MD44732B10C	1	
NI 22	HYDRAULIC HOSE SUPPORT	14208	1	
NI 23	SETSCREW, M12 X 35	F18M12035	1	
NI 24	NUT, NYLOC 8MM	F22M08	4	
NI 25	WASHER, PLAIN, 8MM	F31M08	4	
NI 26	UPPER SUSPENSION, FRONT LH	MD42404B10A	1	
NI 27	UPPER SUSPENSION, FRONT RH	MD42403B10A	1	
NI 28	CAB MOUNT BRACKET LH	MD43977A70A	1	
NI 29	UPPER SUSPENSION, REAR LH	MD42744B10A	1	
NI 30	UPPER SUSPENSION, REAR RH	MD42761B10A	1	
NI 31	RUBBER SPRING - AEON TYPE 1525	MD42591D24P	4	
NI 32	SPACER 2 ND CROSSMEMBER	MD42764B10C	2	
NI 33	SPACER 3 RD CROSSMEMBER	MD42765B10C	2	
NI 34	SPACER 4 TH CROSSMEMBER	MD42766B10C	2	
NI 35	BOLT, FLANGED, M12 X 45	F17M12045	12	
NI 36	NUT, FLANGED, ZINC, 12MM	F28M12	28	
NI 37	BOLT, FLANGED, M12 X 35	F17M12035	10	
NI 38	BOLT, FLANGED, M16 X 40	F17M16040	36	
NI 39	NUT, FLANGED, 16MM	F28M16	44	
NI 40	BOLT, FLANGED, M16 X 50	F17M16050	8	
NI 41	BOLT, FLANGED, M12 X 30	F17M12030	4	

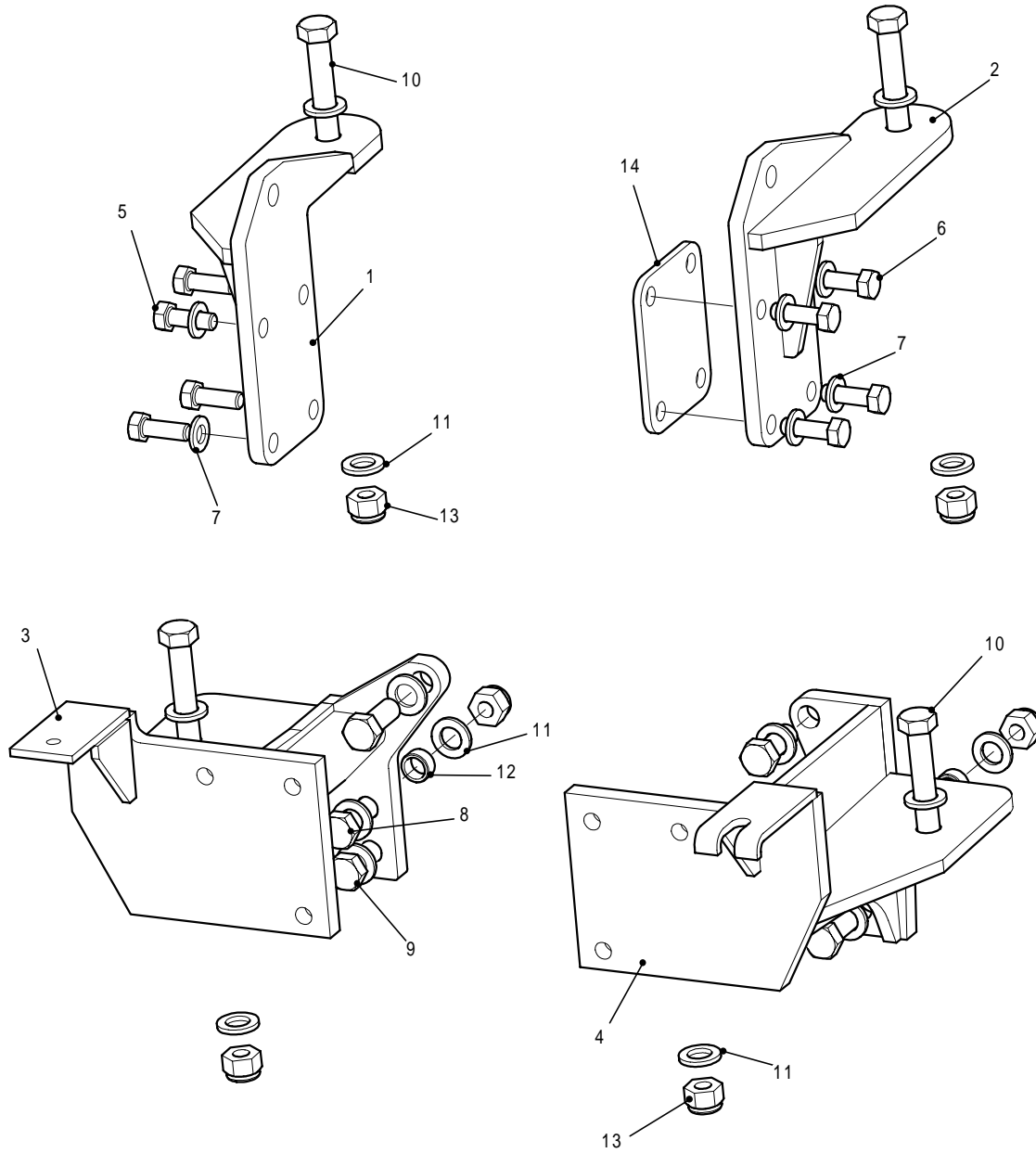


MDL10-090

Fig 12.2 Engine Mount Assemblies - 4200



Fig 12.2 Item	Item Name And Description	Part No.	Qty	Remarks
	ENGINE MOUNT ASSEMBLIES - 4200			
1	ENGINE MOUNT, FRONT LH	MD42456E40A	1	
NI 1A	ENGINE MOUNT, FRONT RH	MD42455E40A	1	
2	BOLT	-	6	
3	CHASSIS BRACKET FRONT LH	MD43375E40A	1	
NI 3A	CHASSIS BRACKET FRONT RH	MD43381E40A	1	
4	BOLT	F17M12035	8	
5	NUT	F28M12	8	
6	RUBBER MOUNT	MD43379E40P	4	
7	BOLT	F19M10050	16	
8	NUT	F22M10	16	
9	BOLT	F19M16090	2	
10	WASHER	F31M16	2	
11	WASHER	F31M16	2	
12	NYLOC NUT	F22M16	2	
13	CHASSIS BRACKET REAR LH	MD45015E40A	1	
NI 13A	CHASSIS BRACKET REAR RH	MD45011E40A	1	
14	BOLT	F17M12035	8	
15	NUT	F28M12	8	
16	ENGINE MOUNT, REAR LH	MD44985E40A	1	
NI 16A	ENGINE MOUNT, REAR RH	MD44990E40A	1	
17	PACKER PLATE REAR	MD44989E40C	1	
18	BOLT	F19M12040	4	
NI 18A	BOLT	F17M12035	4	For use with Item 16A
19	BOLT	F19M16090	2	
20	WASHER	F31M16	4	
21	NYLOC NUT	F22M16	2	

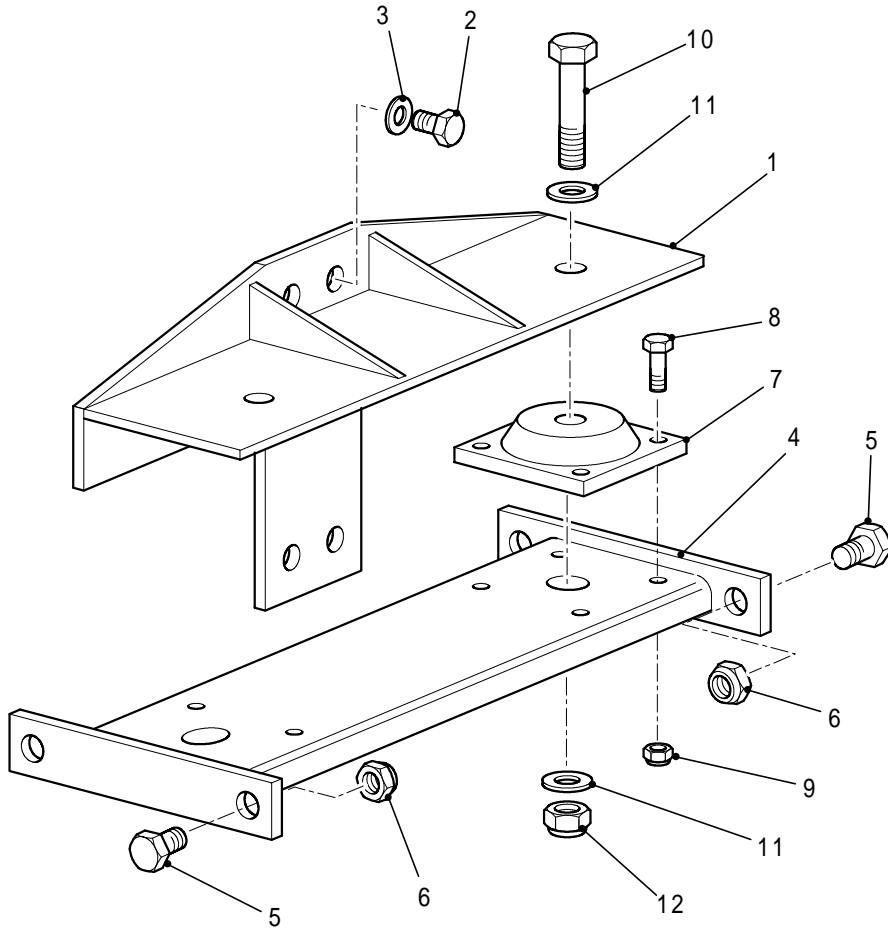


MDL10-041

Fig 12.3 Engine Mount Assemblies - 6200



Fig 12.3 Item	Item Name And Description	Part No.	Qty	Remarks
	ENGINE MOUNT ASSEMBLIES - 6200			
1	ENGINE MOUNT REAR RH	MD44990E40A	1	
2	ENGINE MOUNT REAR LH	MD44985E40A	1	
3	ENGINE MOUNT RH	MD42450E40A	1	
4	ENGINE MOUNT LH	MD42455E40A	1	
5	BOLT M12 X 35 HEX HD	MD40968X10S	4	
6	BOLT M12 X 40 HEX HD	MD40448X10S	4	
7	WASHER M12 FLAT	MD40663X30S	8	
8	BOLT M16 X 60 HEX HD	MD43846X10S	2	
9	BOLT M16 X 40 HEX HD	MD40675X10S	4	
10	BOLT M16 X 90 HEX HD	MD40681X10S	4	
11	WASHER M16 ZINC PLATED	MD40029X30S	16	
12	BUSH	MD44994E40P	2	
13	NUT M16 NYLOC	MD40019X20S	6	
14	PACKER PLATE	MD44989E40C	1	

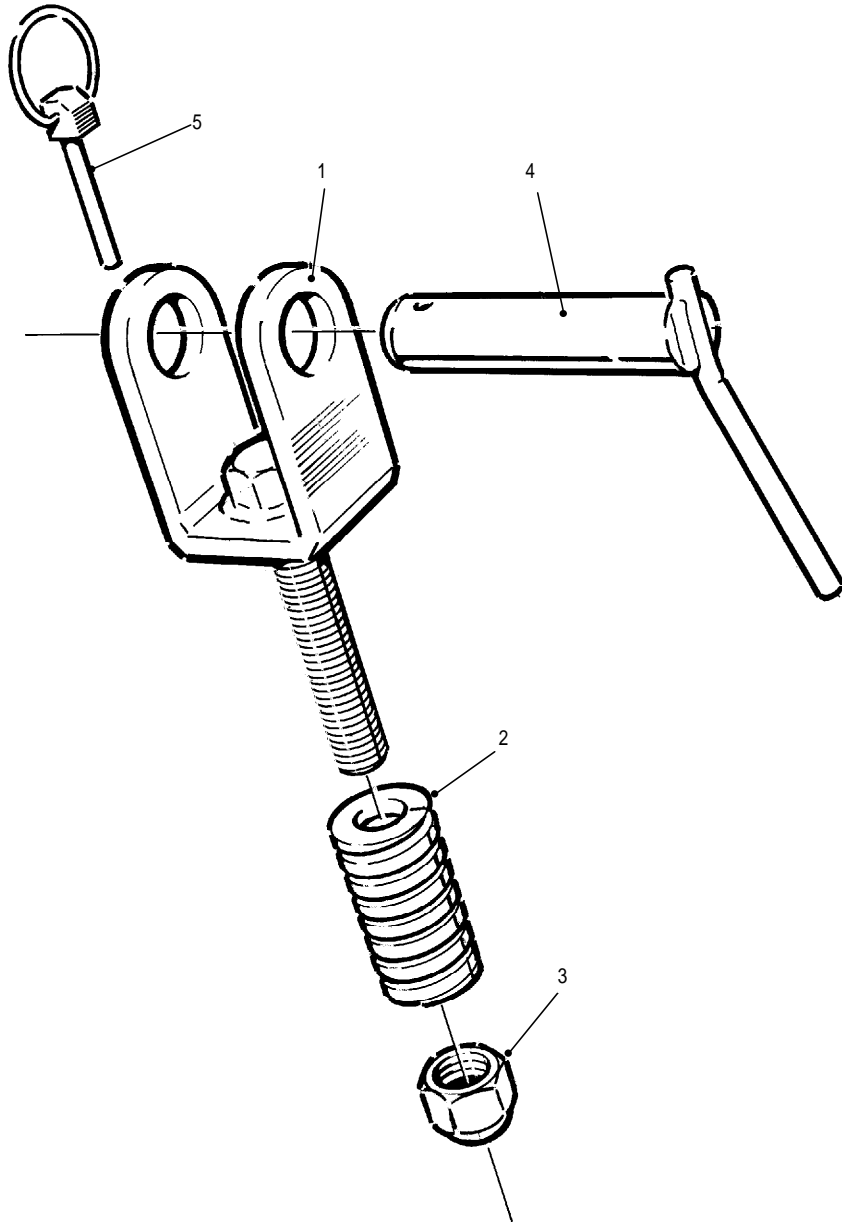


MDL10-087

Fig 12.4 Transfer Box Mountings



Fig 12.4 Item	Item Name And Description	Part No.	Qty	Remarks
	TRANSFER BOX MOUNTINGS - 6200			For 4200 mountings see Section 8 Fig 8.12
1	TRANSFER BOX MOUNTING PLATE LH	130920	1	
NI 1A	TRANSFER BOX MOUNTING PLATE RH	130930	1	
2	BOLT	F18M16030	8	
3	WASHER	F33M16	8	
4	MOUNTING PLATE	043160	2	
5	BOLT	F18M12035	8	
6	NYLOC NUT	F22M12	8	
7	RUBBER MOUNTING	043802	4	
8	BOLT	F18M10035	16	
9	NYLOC NUT	F22M10	16	
10	BOLT	F19M16090	4	
11	WASHER	F31M16	8	
12	NYLOC NUT	F22M16	4	

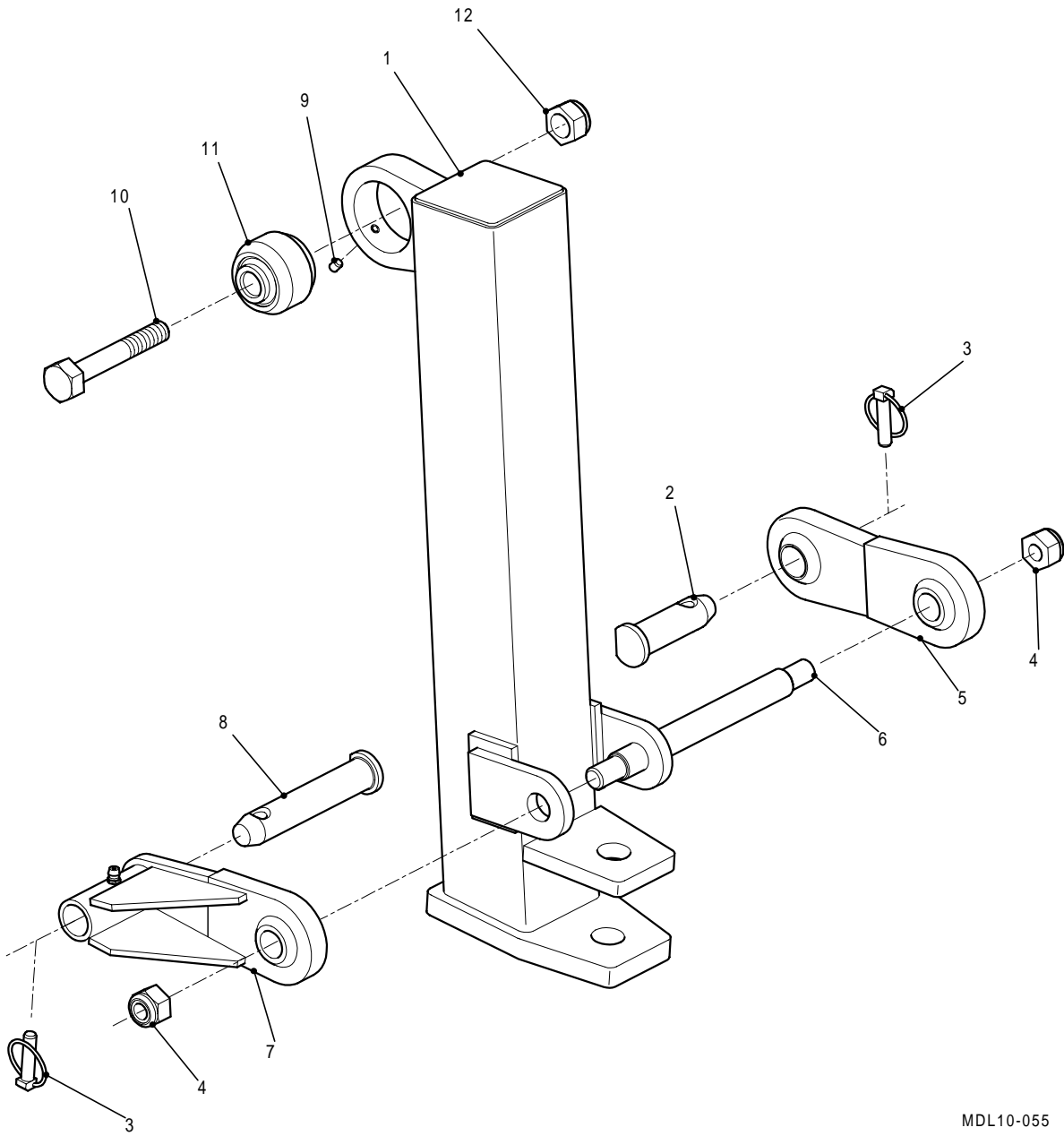


MDL10-047

Fig 12.5 Front Hitch



Fig 12.5 Item	Item Name And Description	Part No.	Qty	Remarks
	FRONT HITCH			
1	IMPLEMENT CLEVIS	MD51406B20A	1	
2	DIE SPRING	MD51410B20P	1	
3	NUT, NYLOC, 20 MM	MD40020X20S	1	
4	PIN	051770	1	
5	LYNCH PIN	MD45038B10P	1	

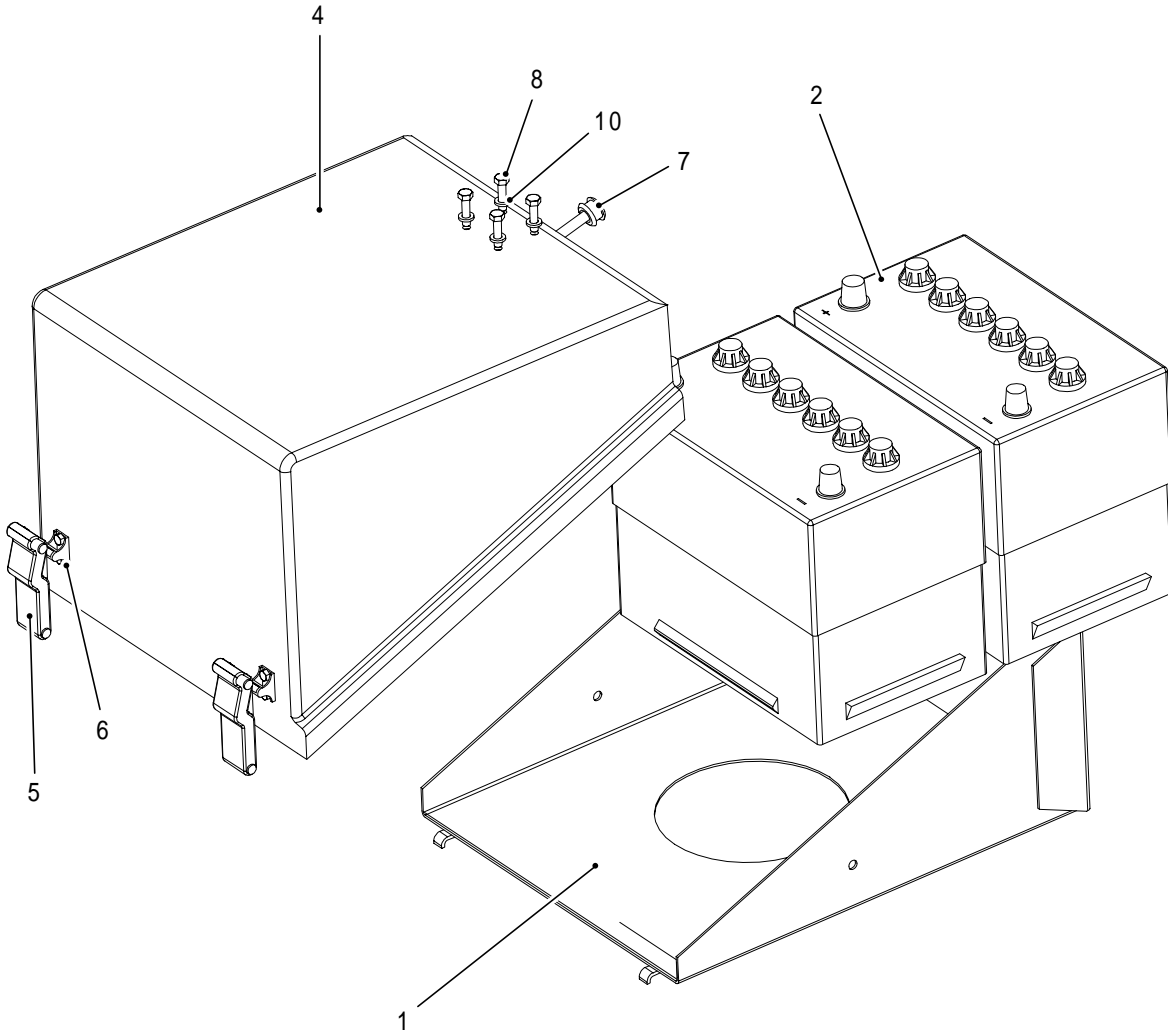


MDL10-055

Fig 12.6 Drawbar Assembly



Fig 12.6 Item	Item Name And Description	Part No.	Qty	Remarks
	DRAWBAR ASSEMBLY			
1	FIXED DRAWBAR ASSEMBLY	MD45134B10A	1	
2	PIN HITCH SHORT LINK 28.5 DIA	MD45039B10C	1	
3	LYNCH PIN 11MM	MD45038B10P	2	
4	NUT NYLOC M20	MD40020X20S	2	
5	HITCH LINK	MD44908B10A	1	
6	HITCH PIN (THREADED ENDS)	MD45040B10P	1	
7	HITCH STABILISING LINK	MD44909B10A	1	
8	PIN HITCH LONG LINK 28.5 DIA	MD45041B10C	1	
9	GRUB SCREW M8 X 10 FLAT POINT	MD45032X10S	1	
10	BOLT M22 X 120 HEX HD	MD45027X10S	1	
11	BEARING BONDED RUBBER	MD45023B10P	1	
12	NUT NYLOC M22	MD45028X20S	1	

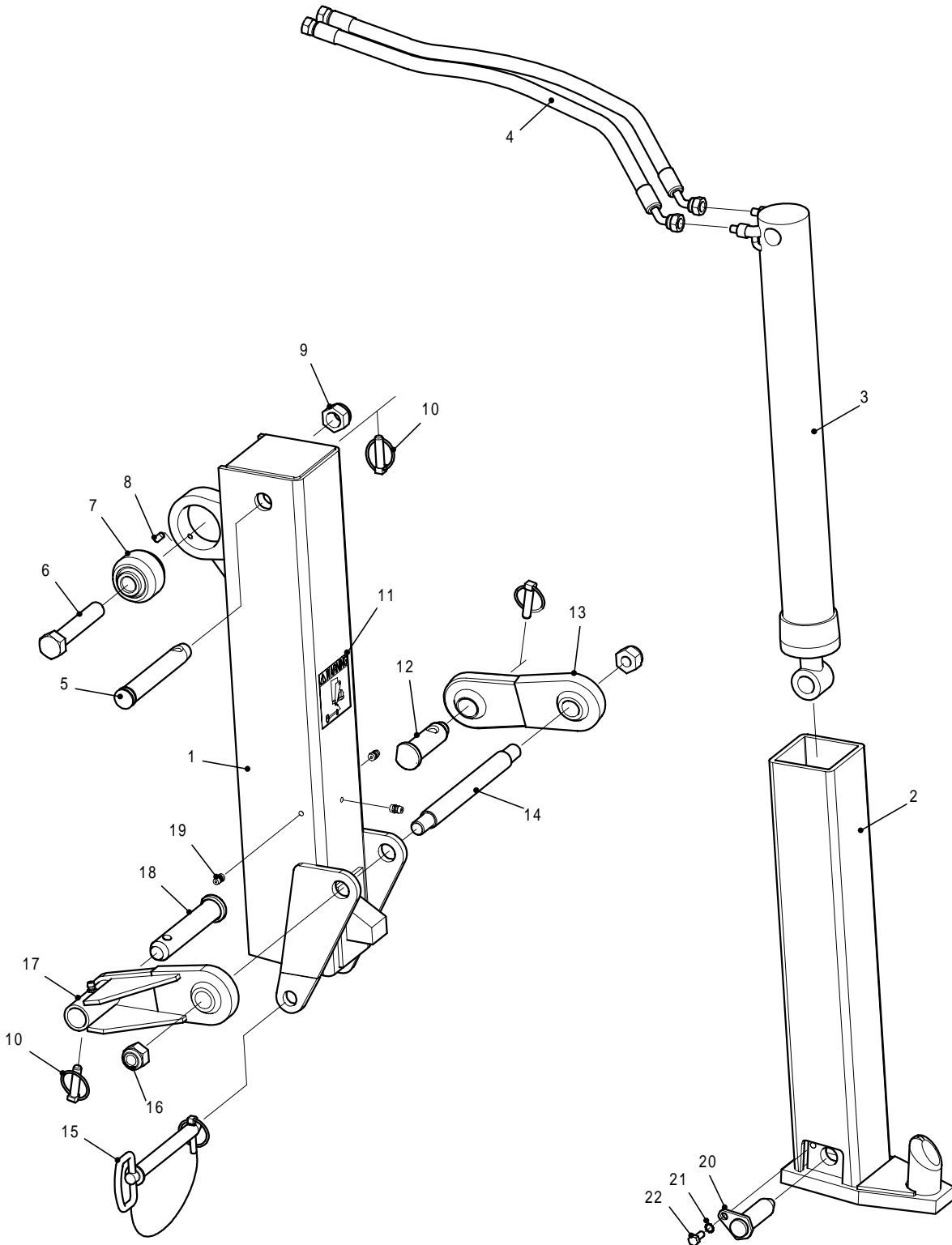


MDL10-098

Fig 12.7 Battery Tray - 4200



Fig 12.7 Item	Item Name And Description	Part No.	Qty	Remarks
	BATTERY TRAY - 4200			
1	BATTERY TRAY	MD45586N10A	1	
2	BATTERY – 69AMP	MD45712N10P	2	
NI 3	BATTERY CLAMP KIT	MD52312N56P	2	
4	BATTERY BOX LID	MD45571N10C	1	
5	FLEXIBLE DRAW LATCH	MD45580N10P	2	
6	SETSCREW M5 X 16MM	F18M05016	4	
7	BATTERY BOX LID RETAINER	MD45573N10P	1	
8	SETSCREW M6 x 25MM	F18M06025	4	
9	WASHER PLAIN 6MM	F31M06	8	
10	WASHER PLAIN 4MM	F31M04	4	



MDL10-054

Fig 12.8 Pickup Hitch

Fig 12.8 Item	Item Name And Description	Part No.	Qty	Remarks
	PICKUP HITCH			
1	HITCH BODY	MD44971B10A	1	
2	HITCH LEG	MD44872B10A	1	
3	HYDRAULIC CYLINDER	MD44873B10P	1	
4	HOSE-PICKUP HITCH	MD43362T30P	2	
5	PIN-TOP LINK	MD45035B10P	1	
6	BOLT HEX HD M22 X 120	MD45027X10S	1	
7	BEARING BONDED RUBBER	MD45023B10P	1	
8	GRUB SCREW M8 X 10 FLAT POINT	MD45032X10S	1	
9	NUT M22 NYLOC	MD45028X20S	1	
10	LYNCH PIN 11MM	MD45038B10P	3	
11	DECAL-TOW HITCH PIN	MD45143B10C	1	
12	PIN HITCH SHORT LINK	MD45039B10C	1	
13	HITCH LINK	MD44908B10A	1	
14	HITCH PIN (THREADED END)	MD45040B10P	1	
15	HITCH PIN (C/W LYNCH PIN)	MD45036B10P	1	
16	NUT M20 NYLOC	MD40020X20S	2	
17	HITCH STABILISING LINK	MD44909B10A	1	
18	PIN HITCH LONG LINK 28.5 DIA	MD45041B10C	1	
19	GREASE NIPPLE	MD45017X60S	3	
20	PIN HITCH BOW BOTTOM	MD45031B10A	1	
21	WASHER SHAKEPROOF EXT M8	MD44399X30S	1	
22	BOLT HEX HD M8 X 20	MD40647X10S	1	



Blank Page

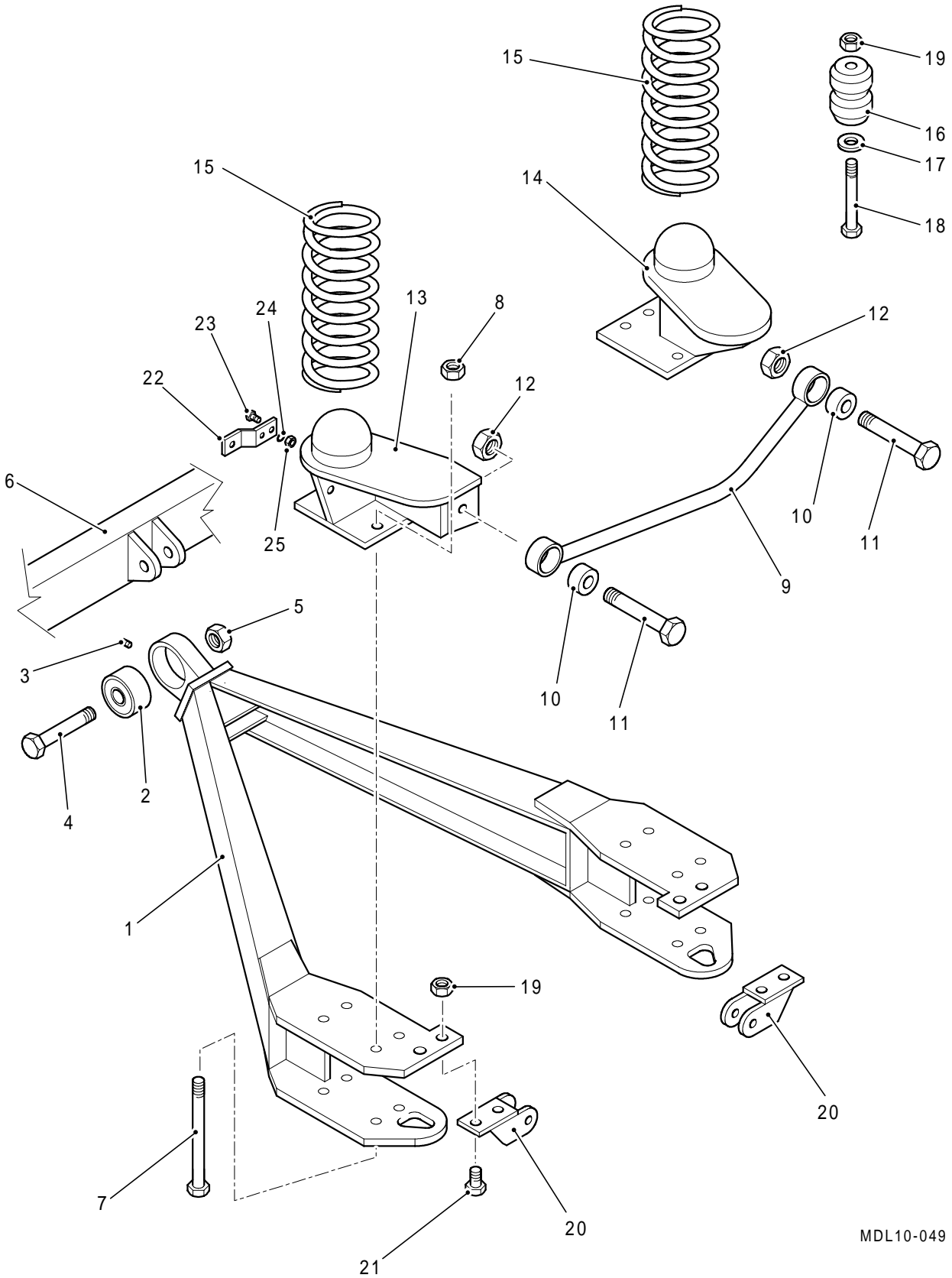


SECTION 13

SUSPENSION

CONTENTS

Fig	Title	Page
13.1	'A' Frame, Front Axle.....	13.2
13.2	'A' Frame, Rear Axle	13.4
13.3	Shock Absorber Assemblies	13.6

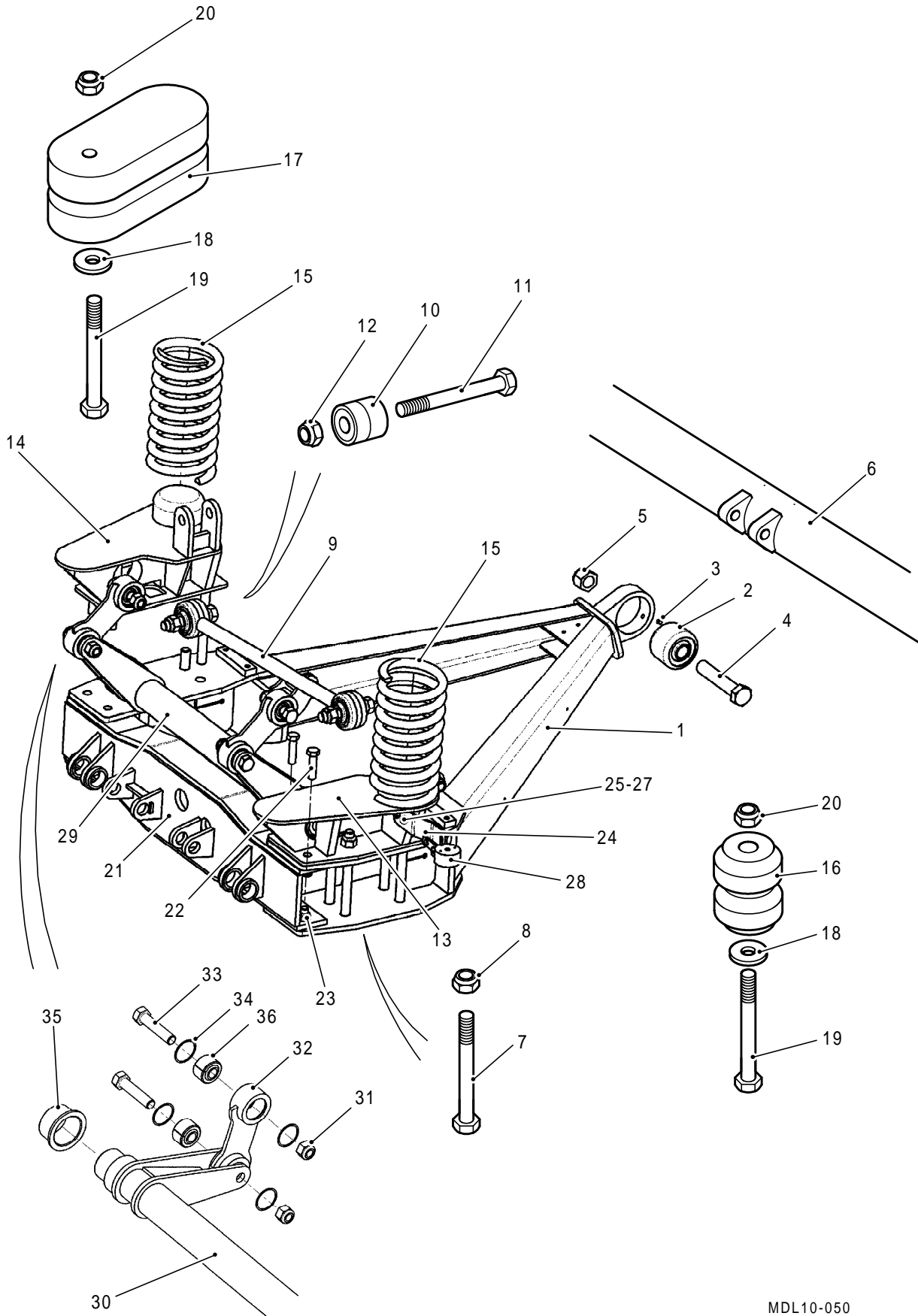


MDL10-049

Fig 13.1 'A' Frame, Front Axle



Fig 13.1 Item	Item Name And Description	Part No.	Qty	Remarks
	'A' FRAME, FRONT AXLE			
1	A FRAME, 212 AXLE, FRONT	MD45299D12A	1	
2	BEARING, BONDED RUBBER	MD45186D12P	1	
3	GRUB SCREW, M8 X 10, FLAT POINT	MD45032X10S	1	
4	BOLT, HEX HD, 1 ¹ / ₈ " X 6" UNC	MD45185X10S	1	
5	NUT, NYLOC, 1 ¹ / ₈ " UNC	MD45184X20S	1	
6	CHASSIS, 3 RD CROSSMEMBER	MD42580B10A	1	
7	BOLT, HEX HD, M20 X 240	MD40688X10S	8	
8	NUT, NYLOC, 20MM	MD40020X20S	8	
9	PANHARD ROD, FRONT	MD44941D12C	1	
10	BEARING, BONDED RUBBER	MD45023B10P	2	
11	BOLT, HEX HD, M22 X 120	F19M22120	2	
12	NUT, NYLOC, 22MM	MD45028X20S	2	
13	SUSPENSION BRACKET, RH	MD45304D12A	1	4200
NI 13A	SUSPENSION BRACKET, RH	MD47147D12A	1	6200
14	SUSPENSION BRACKET, LH	MD45311D12A	1	
15	SPRING COIL, SUSPENSION	MD44869B10P (041101)	2	
16	RUBBER SPRING, TYPE 525	MD42591D24P	2	
17	WASHER, REBOUND	MD43976A70P	2	
18	BOLT, HEX HD, M12 X 60	F19M12060	2	
19	NUT, NYLOC, 12MM	MD40018X20S	6	
20	DAMPER BRACKET, LOWER	MD42866D14A	2	6200
NI 20A	DAMPER BRACKET, LOWER	MD43391D14A MD43392D14A	1 1	4200
21	BOLT, HEX HD, M12 X 40	MD40448X10S	4	
22	BRACKET, STEERING POT	MD43421D12C	1	
23	BOLT, HEX HD, M8 X 40	MD41850X10S	2	
24	WASHER, M8, FLAT	MD40651X30S	4	
25	NUT, M8, NYLOC	MD40016X20S	2	
NI 26	COVER, STEER SENSOR	46243	1	

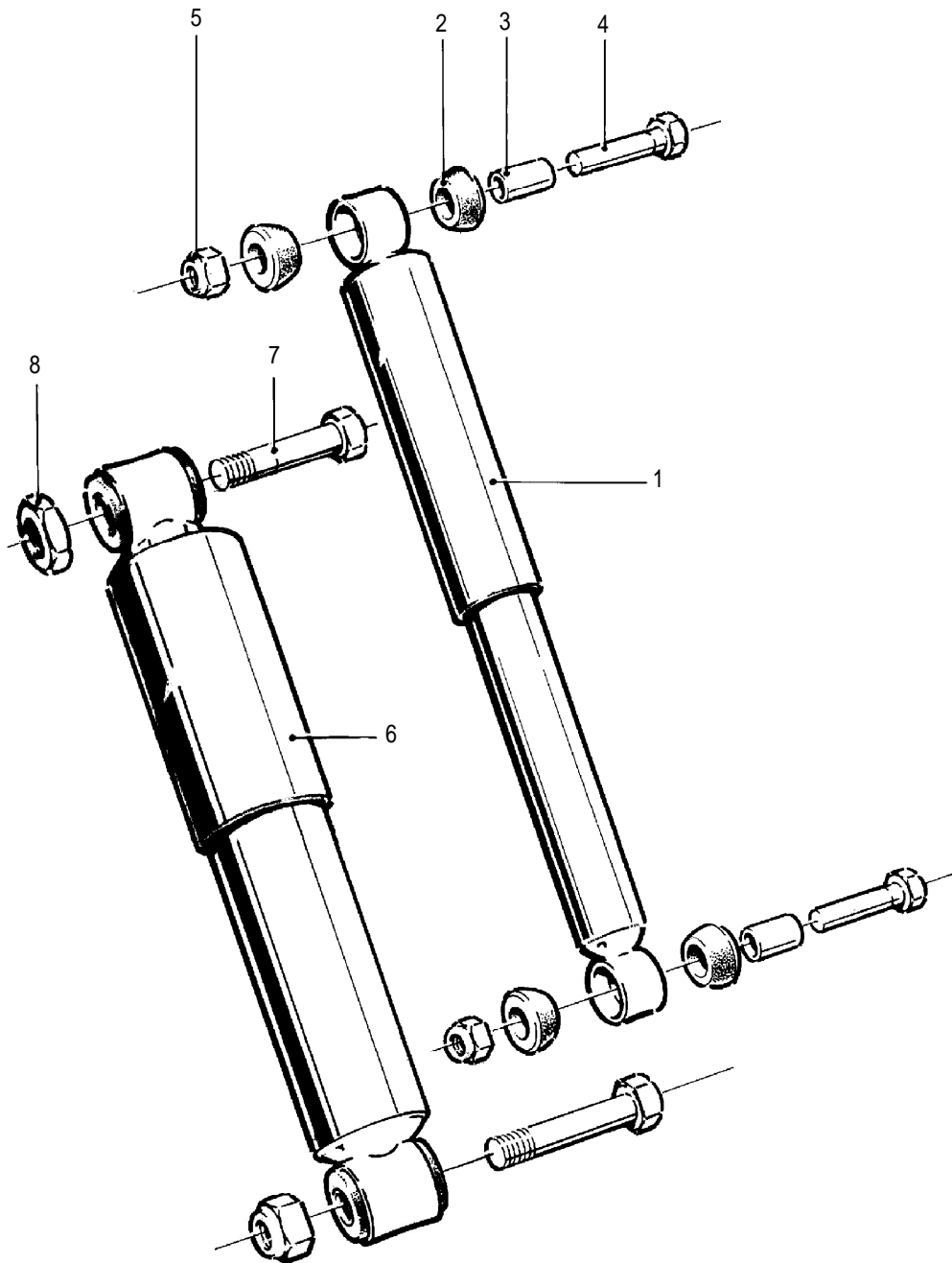


MDL10-050

Fig 13.2 'A' Frame, Rear Axle



Fig 13.2 Item	Item Name And Description	Part No.	Qty	Remarks
	'A' FRAME, REAR AXLE			
1	A FRAME, 212 AXLE, REAR	MD45316D22A	1	
NI 1A	A FRAME 400, WIDE AXLE 279, REAR	MD45435D22A	1	
2	BEARING, BONDED RUBBER	MD45186D12P	1	
3	GRUB SCREW, M8 X 10, FLAT POINT	MD45032X10S	1	
4	BOLT, HEX HD, 1 ¹ / ₈ " X 6" UNC	MD45185X10S	1	
5	NUT, NYLOC, 1 ¹ / ₈ " UNC	MD45184X20S	1	
6	CHASSIS, 5 TH CROSSMEMBER	MD42497B10A	1	
7	BOLT, HEX HD, M20 X 230	MD45334X10S	8	
8	NUT, NYLOC, 20MM	MD40020X20S	8	
9	PANHARD ROD, REAR	MD45133D22A	1	
10	BEARING, BONDED RUBBER	MD45023B10P	2	
11	BOLT, HEX HD, M22 X 120	F19M22120	2	
12	NUT, NYLOC, 22MM	MD45028X20S	2	
13	SUSPENSION BRACKET, RH, 212 AXLE	MD45318D22A	1	4200
13A	SUSPENSION BRACKET, RH, 212 AXLE	MD46591D22A	1	6200
13B	SUSPENSION BRACKET, RH, 279 AXLE	MD45424D22A	1	
14	SUSPENSION BRACKET, LH, 212 AXLE	MD45317D22A	1	4200
14A	SUSPENSION BRACKET, LH, 212 AXLE	MD46578D22A	1	6200
14B	SUSPENSION BRACKET, LH, 279 AXLE	MD45425D22A	1	
15	SPRING COIL, SUSPENSION	MD44869B10P	2	
16	RUBBER SPRING, TYPE 525	MD42591D24P	2	
17	RUBBER SPRING, SUSPENSION	MD46537D24P	2	
18	WASHER, REBOUND	MD43976A70P	2	
19	BOLT, HEX HD, M12 X 60	F19M12060	2	
20	NUT, NYLOC, 12MM	F22M12	2	
21	REAR AXLE HANGER, STD WIDTH 212	MD42773D22A	1	
NI 21A	REAR AXLE HANGER, WIDE AXLE 279	MD45426D22A	1	
22	BOLT, HEX HD, M16 X 50	MD40027X10S	4	
NI 22A	BOLT, HEX HD, M16 X 60	MD43846X10S	4	
23	NUT, NYLOC, M16	MD40019X20S	8	
24	BRACKET, STEERING POT	MD43421D12C	1	
25	NUT, M8, NYLOC	MD40016X20S	2	
26	WASHER, M8, FLAT	MD40651X30S	2	
27	BOLT, HEX HD, M8 X 40	MD46444X10S	2	
28	STEERING SENSOR RETAINER	MD46375K50C	1	
29	REAR ANTI-ROLL BAR ASSEMBLY	MD45181D22A	1	
30	ANTI-ROLL BAR	MD44700D22A	1	
31	NUT, M20, NYLOC	MD40020X20S	4	
32	LINK ARM, ANTI-ROLL	MD44753D22A	2	
33	BOLT, HEX HD, M20 X 90	MD44862X10S	4	
34	CIRCLIP, 50 O/D	MD45182X25S	8	
35	BEARING, FLANGED, ARB	MD45329D22P	2	
36	BEARING, SPHERICAL, ARB LINK	MD45330D22C	4	



MDL10-048

Fig 13.3 Shock Absorber Assemblies



Fig 13.3 Item	Item Name And Description	Part No.	Qty	Remarks
	SHOCK ABSORBER ASSEMBLIES			
	FRONT			
1	SUSPENSION DAMPER, FRONT	MD42886D14A	1	
2	RUBBER BUSH	041004	4	
3	STEEL BUSH, 40 MM LONG	041002	2	
4	BOLT, HEX HD, M12 X 90	F19M12090	2	
5	NUT, NYLOC, 12 MM	F22M12	2	
	REAR			
6	SUSPENSION DAMPER, REAR	MD44829B10P	1	
7	BOLT, HEX HD, M22 X 90	F19M22090	2	
8	NUT, NYLOC, 22 MM	MD45028X20S	2	



Blank Page

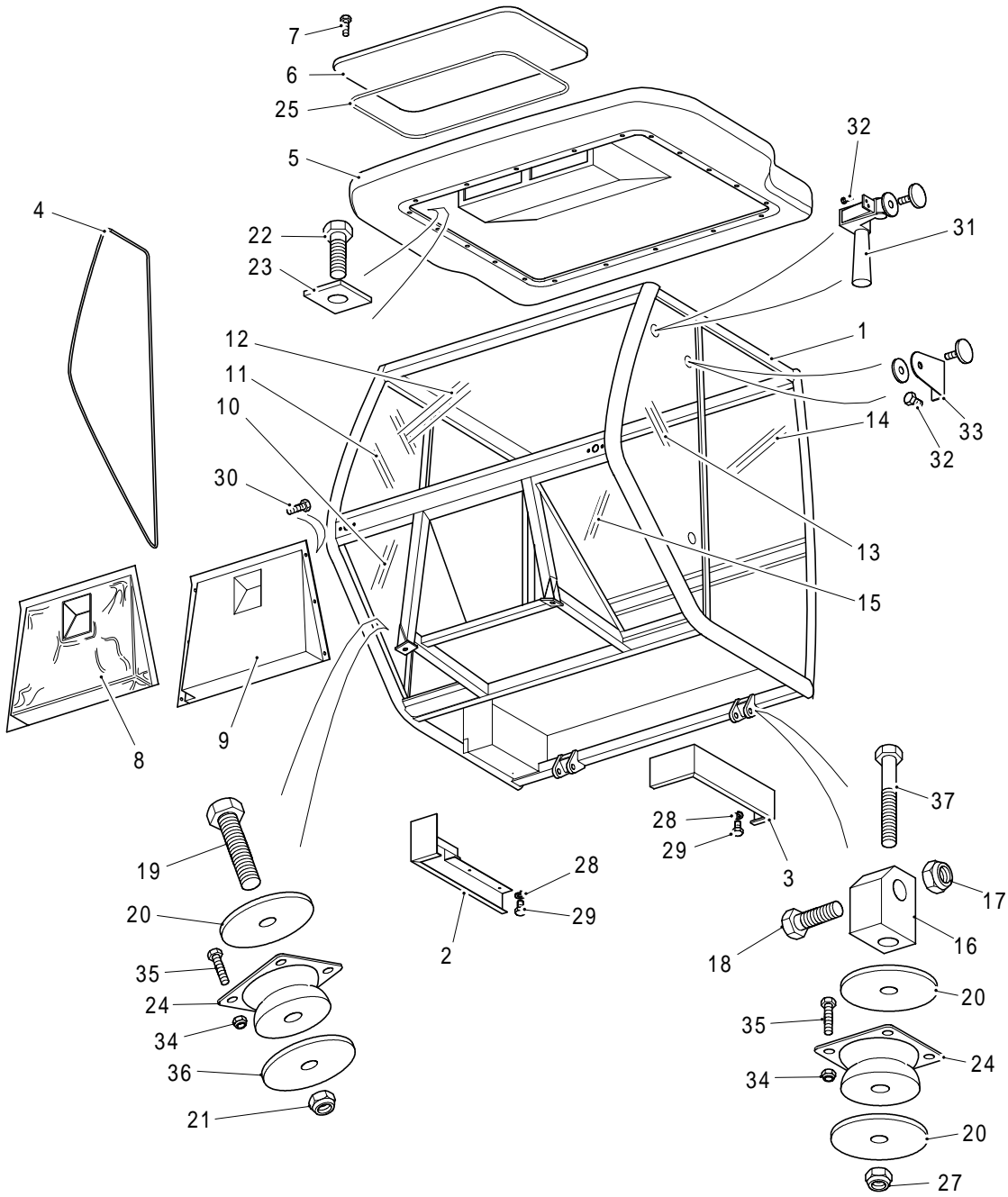


SECTION 14

CAB AND BODY

CONTENTS

Fig	Title	Page
14.1	Cab Main Frame.....	14.2
14.2	Cab Interior Trim	14.4
14.3	Cab Interior Roof	14.6
14.4	Door LH	14.8
14.5	Door RH.....	14.10
14.6	Mirrors	14.12
14.7	Bonnet - 4200	14.14
14.8	Bonnet - 6200	14.16
14.9	Rear Mudguards.....	14.18
14.10	Front Mudguards	14.20

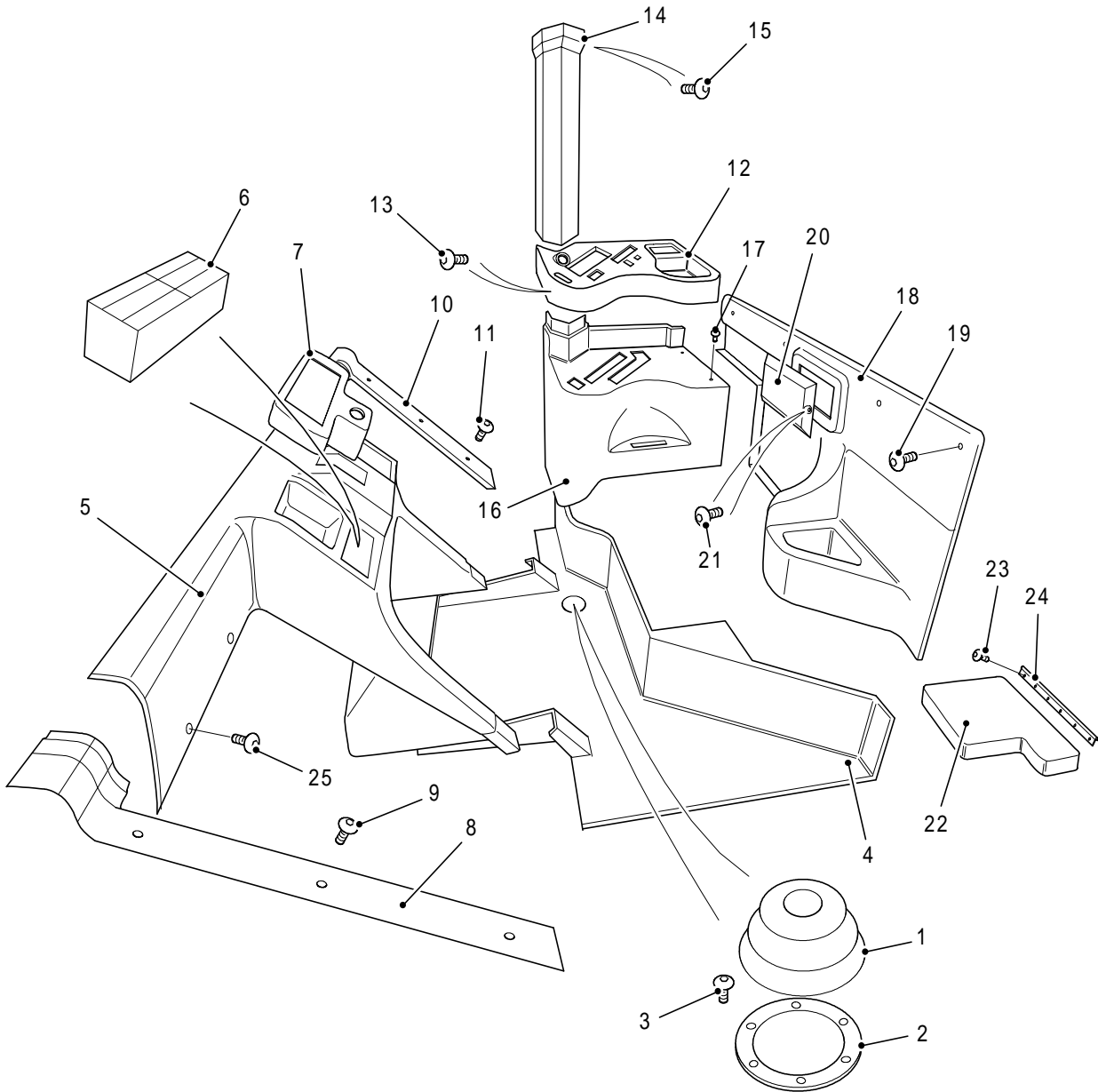


MDL10-017

Fig 14.1 Cab Main Frame



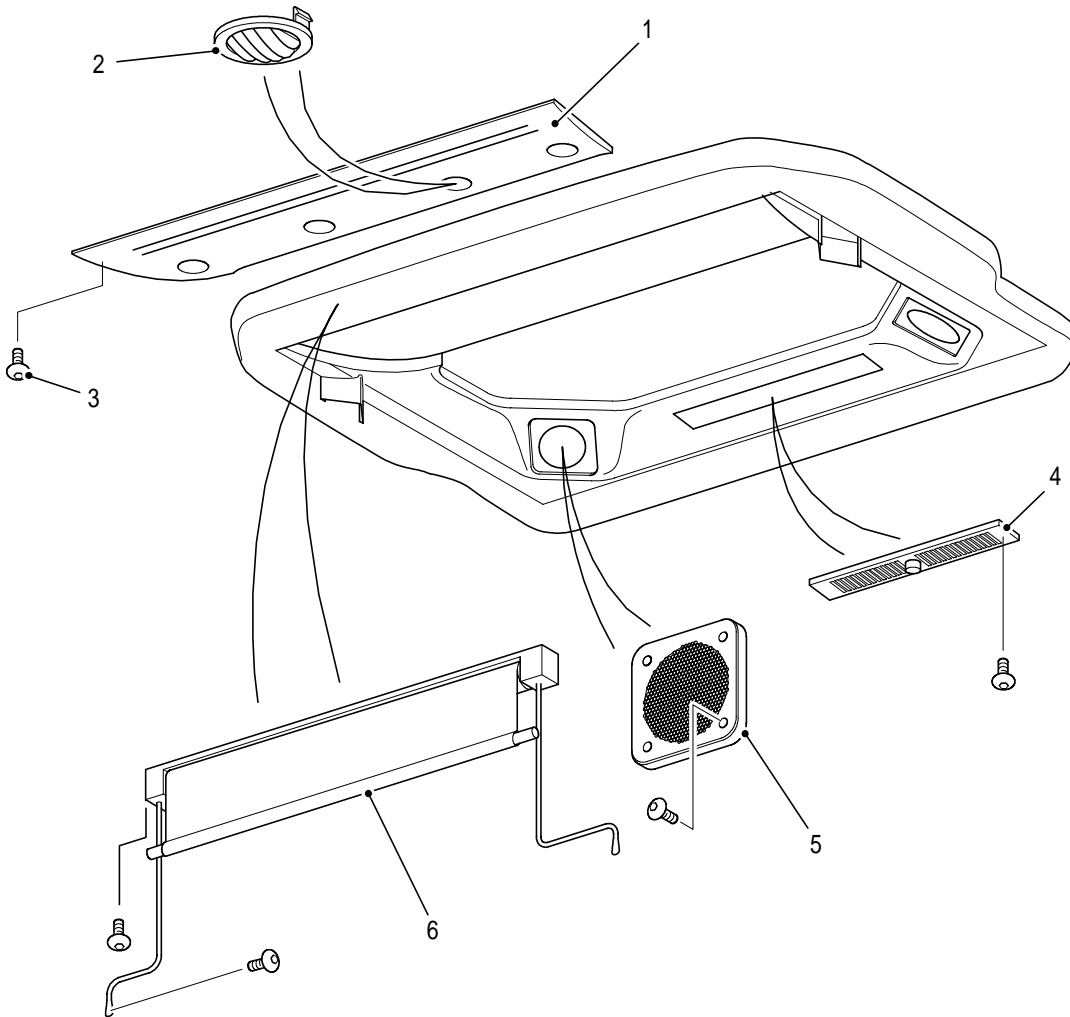
Fig 14.1 Item	Item Name And Description	Part No.	Qty	Remarks
	CAB MAIN FRAME			
1	FRAME ASSEMBLY	MD43715A14A	1	
2	SKIRT ASSEMBLY, RH	MD44031A14A	1	
3	SKIRT ASSEMBLY, LH	MD44030A14A	1	
4	WINDOW SEAL RH	061320	A/R	
NI 4A	WINDOW SEAL LH	061320	A/R	
5	CAB ROOF	200500	1	
6	ROOF LID	200520	1	
7	FLANGE BUTTON HEAD	F05M06035	10	
8	HEAT SHIELD	360500	1	
9	FRONT BULKHEAD	MD43923A14A	1	
10	FLOOR GLASS, RH	150502	1	
11	SIDE GLASS, RH	150201	1	
12	GLASS, FRONT W/SCREEN	150101	1	
13	SIDE GLASS, LH	150202	1	
14	GLASS, REAR W/SCREEN	150401	1	
15	FLOOR GLASS, LH	150501	1	
16	CAB MOUNTING PIVOT BLOCK REAR	MD42732A70C	2	
17	NYLOC NUT	MD40020X20S	2	
18	BOLT	MD43136A70C	2	
19	CAB MOUNTING BOLT FRONT	F19M16100	2	
20	CAB MOUNTING WASHER	MD43976A70P	6	
21	NYLOC NUT	F22M16	2	
22	SETSCREW M12 X 25MM	F18M12025	4	
23	ROOF FIXING PLATE	060824	4	
24	CAB MOUNTING BUSH	MD43974A70P	4	
25	FOAM STRIP SA - 15M COIL	061250	AR	
NI 26	SILICONE SEAL, BLACK, 301 ML	063101	AR	
27	NYLOC NUT	F22M16	2	
28	SPRING WASHER	F31M06	4	
29	BOLT	F18M06020	4	
30	BOLT	F18M08020	6	
31	SIDE WINDOW CATCH LH	160120	2	
NI 31A	SIDE WINDOW CATCH RH	160121	2	
32	SCREW	F09M05016SS	2	
33	SIDE WINDOW CATCH LH & RH	160111	4	
34	NYLOC NUT	F22M10	16	
35	BOLT	F18M10035	16	
36	CAB MOUNTING WASHER LOWER FRONT	MD43975A70P	2	
37	BOLT	F19M16090	2	



MDL10-018

Fig 14.2 Cab Interior Trim

Fig 14.2 Item	Item Name And Description	Part No.	Qty	Remarks
	CAB INTERIOR TRIM			
1	GAITER, GEAR LEVER	061600	1	
2	DOUBLE CLAMPING RING	194001	1	
3	SOCKET SCREW, CAP HEAD	F05M06030	3	
4	MOULDED FLOOR MAT	080910	1	
5	CENTRE CONSOLE, LOWER	081210	1	
6	CASSETTE HOLDER, 6 BANK	062069	1	
7	CENTRE INSTRUMENT PANEL	081260	1	
8	LOWER TRIM, LH	081051	1	
9	SCRIVET TRIM FASTENER	060124	3	
10	LOWER TRIM, RH	081041	1	
11	SCRIVET TRIM FASTENER	060124	3	
12	UPPER SIDE PANEL	MD47274A12C	1	
13	SCRIVET TRIM FASTENER	060124	1	
14	'B' POST COVER	MD47275A12C	1	
15	SCRIVET TRIM FASTENER	MD52109X10S	A/R	
16	LOWER SIDE PANEL	081025	1	
17	SCRIVET TRIM FASTENER	060124	A/R	
18	REAR INNER PANEL	081005	1	
19	SCREW, PAN HEAD, SELF TAP	F14U10008	A/R	
20	REAR PANEL COVER	081006	1	
21	SCRIVET TRIM FASTENER	060124	1	
22	PASSENGER SEAT	071710	1	
23	SCRIVET TRIM FASTENER	F07M06016	A/R	
24	HINGE	N/A		Part of Item 22
25	SOCKET SCREW, CAP HEAD	F05M06030	4	
NI 26	'B' POST INSERT, FOAM	360630	1	
NI 27	CENTRE CONSOLE, FOAM	360640	1	
NI 28	CAB SEAT, KAB 515	MD46315A48P	1	



MDL10-101

Fig 14.3 Cab Interior Roof



Fig 14.3 Item	Item Name And Description	Part No.	Qty	Remarks
	CAB INTERIOR ROOF			
1	ROOF, INNER PANEL	200510	1	
2	ADJUSTABLE AIR VENT	060501	4	
3	SCREW, FLANGED BUTTON HEAD	F05M06030	12	
4	AIRVENT - NORMAL TWINSET C/W fixings	060502	1	
5	SPEAKER ASSY C/W fixings	062032	6	
6	SUNBLIND ROLLER TYPE KIT c/w fixings	060506	1	
NI 7	CAB FILTER ELEMENT - CARBON	MD47081A30P	2	Optional
NI 8	CAB FILTER ELEMENT - PAPER	040195	2	

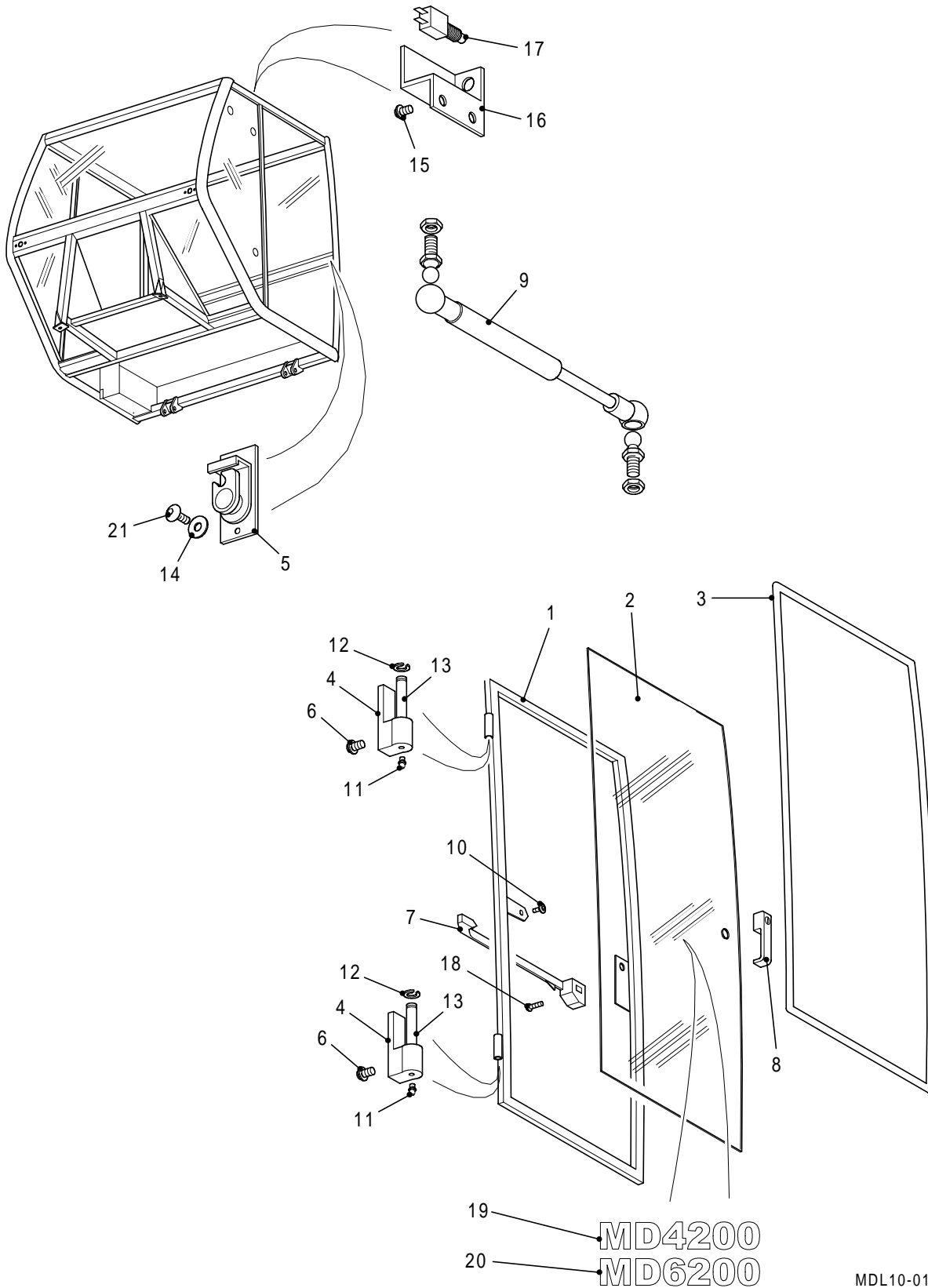
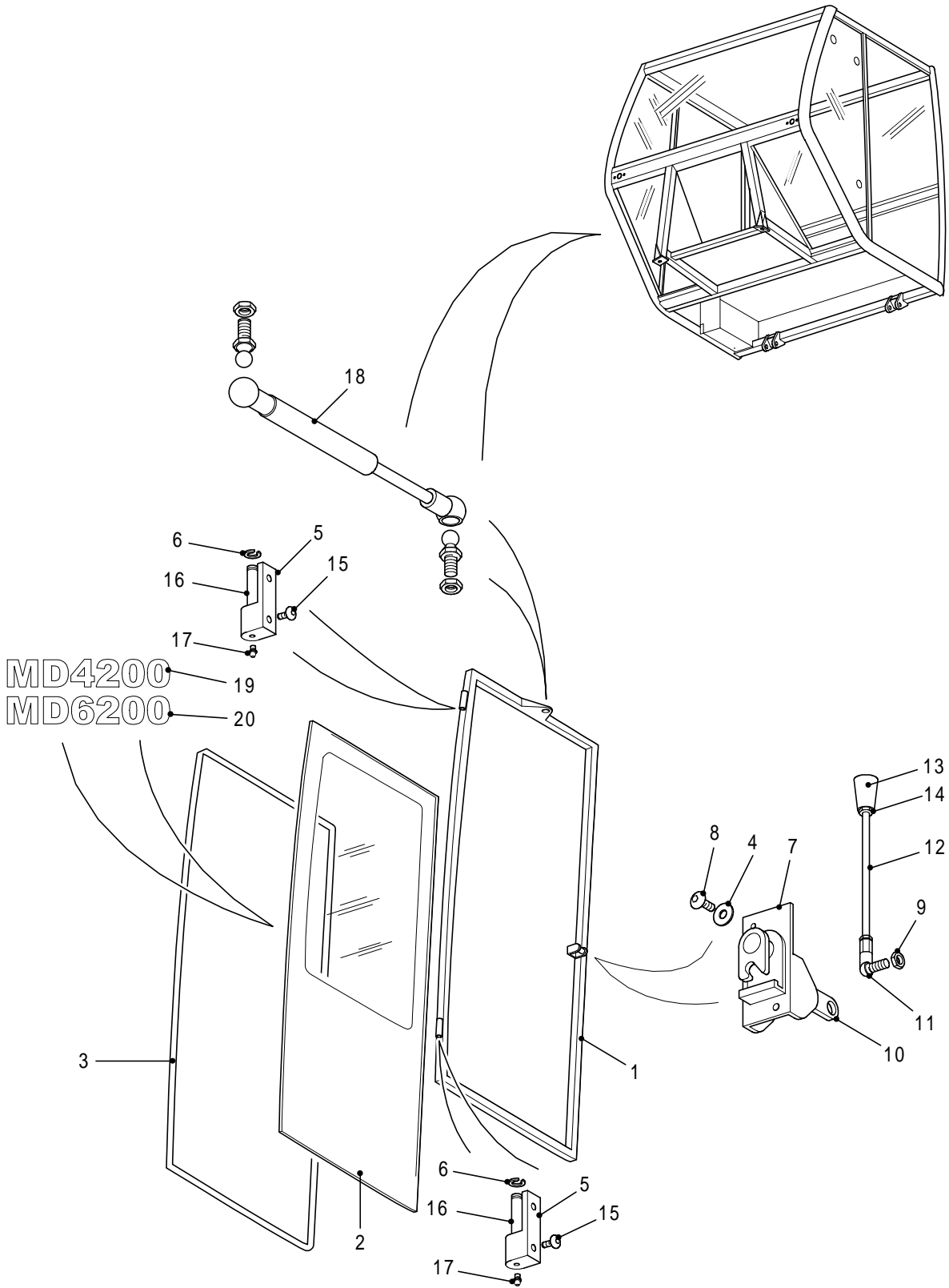


Fig 14.4 Cab Door Assembly LH



Fig 14.4 Item	Item Name And Description	Part No.	Qty	Remarks
	CAB DOOR ASSEMBLY LH	MD47561A50A	1	
1	DOOR FRAME	060725	1	
2	GLASS	150601	1	
3	WINDOW SEAL	061320	A/R	
4	HINGE	070223	1	
5	STRIKER PLATE	070222	1	
6	FLANGE, BUTTON HEAD SCREW	F05M08040	1	
7	DOOR HANDLE, INNER	070220	1	
8	DOOR HANDLE, OUTER	070221	1	
9	GAS STRUT	040211	1	
10	FLANGE, BUTTON HEAD SCREW	F05M06030	4	
11	GREASE NIPPLE	MD44966A50P	2	
12	SPRING CLIP	MD44969A50P	2	
13	HINGE PIN	MD44967A50P	2	
14	WASHER	F31M06	2	
15	FLANGE, BUTTON HEAD SCREW	F05M06015	2	
16	DOOR SWITCH HOLDER	MD46122N70A	1	
17	DOOR SWITCH	MD46125N70P	1	
18	FLANGE, BUTTON HEAD SCREW	F05M06030	1	
19	DOOR LABEL, 4200	-	1	
20	DOOR LABEL, 6200	-	1	
21	FLANGE, BUTTON HEAD SCREW	F05M06015	2	

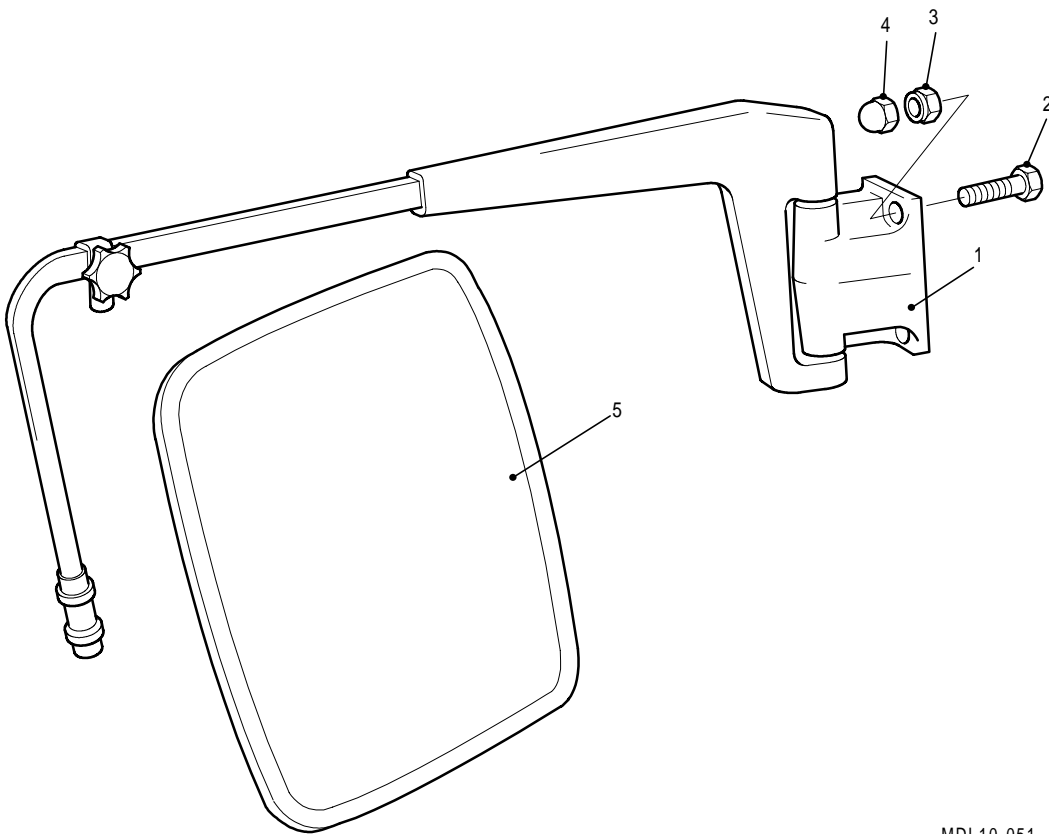


MDL10-020

Fig 14.5 Cab Door Assembly RH



Fig 14.5 Item	Item Name And Description	Part No.	Qty	Remarks
	DOOR, RIGHT HAND	MD47562A50A	1	
1	DOOR FRAME	060724	1	
2	GLASS	150301	1	
3	WINDOW SEAL	061320	1	
4	WASHER	F31M06	2	
5	HINGE	070225	1	
6	SPRING CLIP	MD44969A50P	1	
7	DOOR CATCH/LATCH	070222	1	
8	SOCKET SCREW, BUTTON HEAD	F07M06016	2	
9	NUT, NYLOC, 6 MM	F22M06	1	
10	DOOR CATCH LEVER	060726	1	
11	BALL JOINT	MD51668E60P	1	
12	CONNECTING ROD	060707	1	
13	KNOB, ACCESS DOOR	071801	1	
14	NUT, 6 MM	F20M06	1	
15	FLANGE, BUTTON HEAD SCREW	F05M08040	4	
16	HINGE PIN	MD44967A50P	2	
17	GREASE NIPPLE	MD44966A50P	2	
18	GAS STRUT	040211	1	
19	DOOR LABEL, 4200	-	1	
20	DOOR LABEL, 6200	-	1	

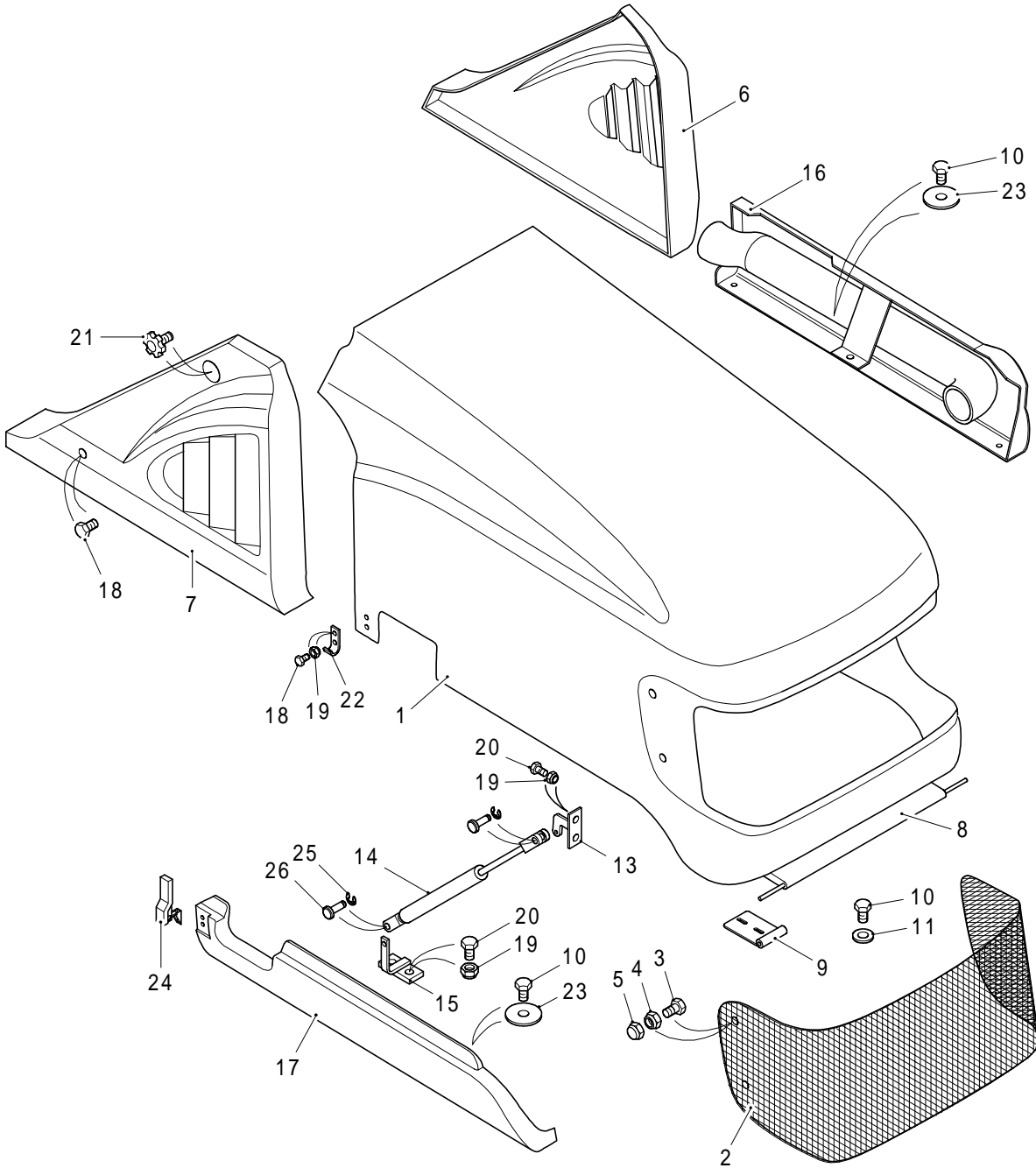


MDL10-051

Fig 14.6 Mirror Assembly



Fig 14.6 Item	Item Name And Description	Part No.	Qty	Remarks
	MIRROR ASSEMBLY			
1A	MIRROR ARM, LH	081302	1	
NI 1B	MIRROR ARM, RH	081303	1	
2A	SETSCREW, M8 X 25, LH	F18M08024	4	
NI 2B	SETSCREW, M8 X 16, RH	F18M08016	4	
3	NYLOC NUT, 8MM	F22M08	4	
4	BOLT CAP, PLASTIC, 8MM	020700	4	
5	MIRROR	081304	1	
NI 6	MIRROR BRACKET, LH	MD44852A60C	1	

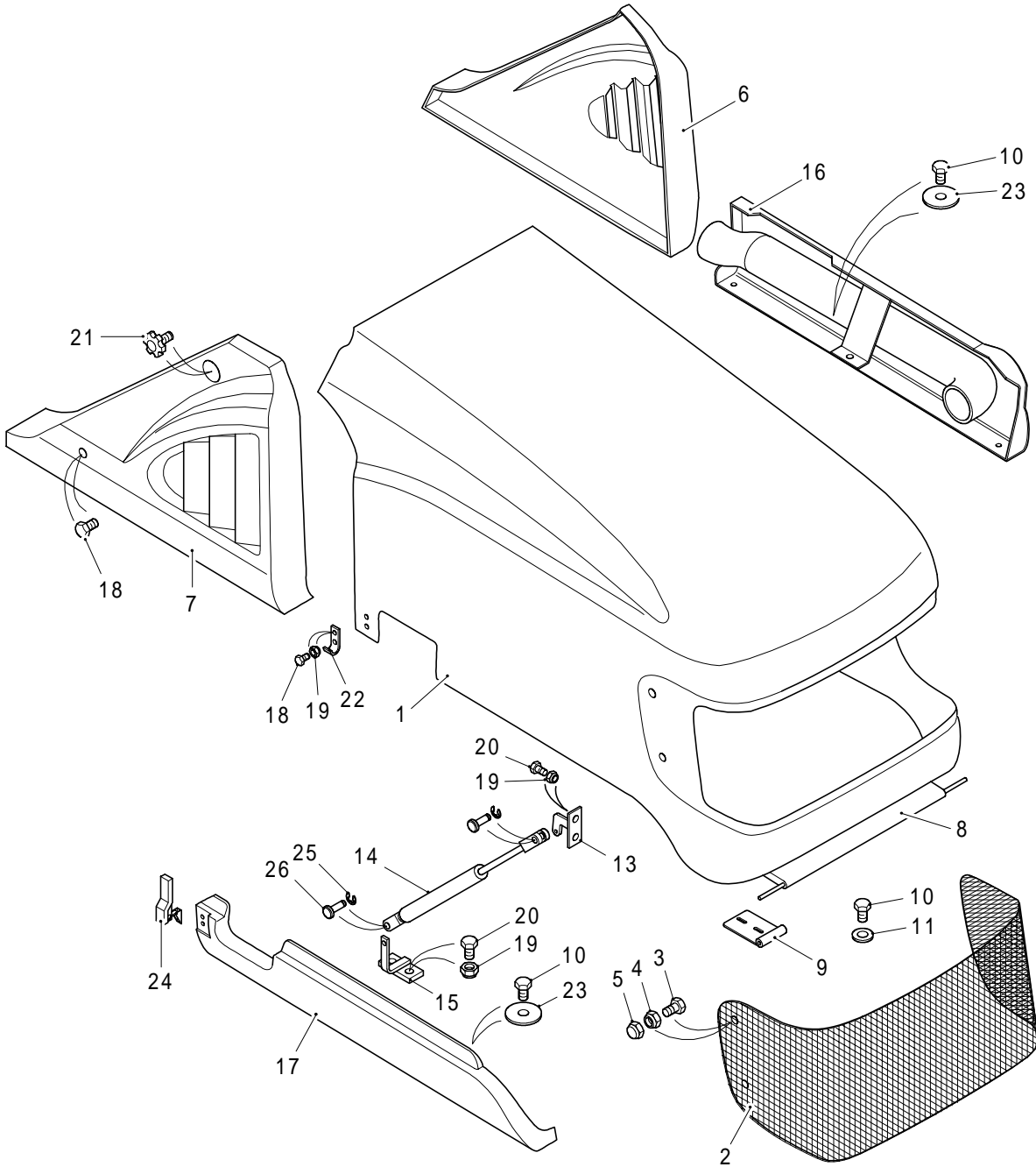


MDL10-015

Fig 14.7 Bonnet - 4200



Fig 14.7 Item	Item Name And Description	Part No.	Qty	Remarks
	BONNET - 4200			
1	ENGINE COVER, AIR INTAKE	MD44458A80A	1	
2	BONNET GRILLE	MD45805A80C	1	
3	SETSCREW, M8 X 20	F18M08020	6	
4	NUT, NYLOC, 8 MM	F22M08	24	
5	PLASTIC BOLT CAP M8	020700	6	
6	QUARTER PANEL LH	MD44255A80A	1	
7	QUARTER PANEL RH	MD44265A80A	1	
8	BONNET HINGE, LONG	MD44024A80A	1	
9	BONNET HINGE, SHORT	MD44023A80A	2	
10	SETSCREW, M8 X 25	F18M08025	14	
11	WASHER, PLAIN, 8 MM	F31M08	18	
NI 12	FOAM STRIP, SA-15 M COIL	061250	1	
13	BRACKET, GAS STRUT, TOP	MD47228A80A	1	
14	GAS STRUT	040156	1	
15	GAS STRUT, BRACKET	174801	1	
16	AIR INTAKE PLENUM	MD44393A80A	1	
17	BONNET SUPPORT RH	MD44539A80C	1	
18	SETSCREW, M6 X 20	F18M06020	2	
19	NUT, NYLOC 6 MM	F22M06	4	
20	SETSCREW, M6 X 30	F18M06030	2	
21	KNOB, BONNET, SIDE	071804	2	
22	RETAINER	060525	2	
23	BODY, WASHER, 3/8"	MD51324A48C	5	
24	DRAW LATCH, BONNET	060541	2	
25	RETAINING CLIP	MD45392X26P	2	
26	CLEVIS PIN	MD45391X26P	2	

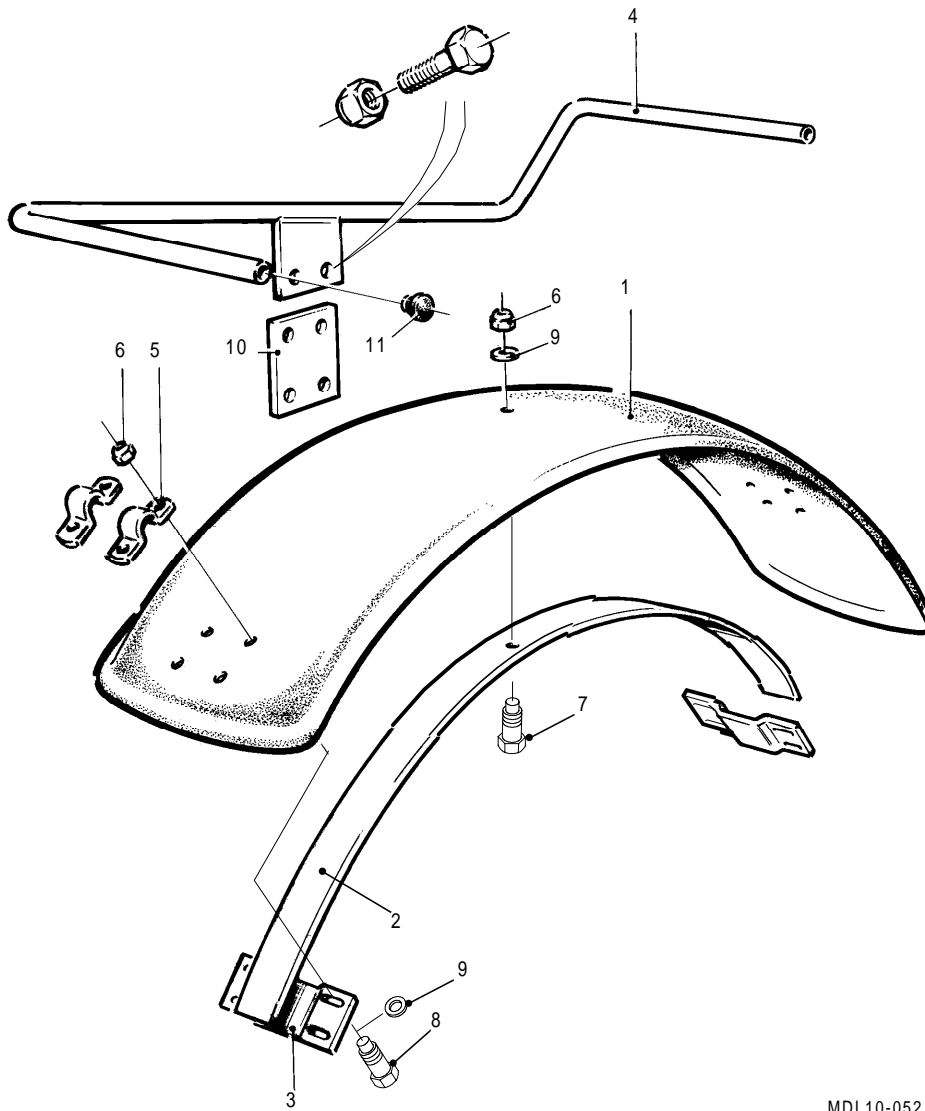


MDL10-016

Fig 14.8 Bonnet - 6200



Fig 14.8 Item	Item Name And Description	Part No.	Qty	Remarks
	BONNET - 6200			
1	ENGINE COVER, AIR INTAKE	MD44021E80A	1	
2	BONNET GRILLE	MD45805A80C	1	
3	SETSCREW, M8 X 20	F18M08020	6	
4	NUT, NYLOC, 8 MM	F22M08	24	
5	PLASTIC BOLT CAP M8	020700	6	
6	QUARTER PANEL LH	MD44255A80A	1	
7	QUARTER PANEL RH	MD44265A80A	1	
8	BONNET HINGE, LONG	MD44024A80A	1	
9	BONNET HINGE, SHORT	MD44023A80A	2	
10	SETSCREW, M8 X 25	F18M08025	14	
11	WASHER, PLAIN, 8 MM	F31M08	18	
NI 12	FOAM STRIP, SA-15 M COIL	061250	1	
13	BRACKET, GAS STRUT, TOP	MD47228A80A	1	
14	GAS STRUT	040156	1	
15	GAS STRUT, BRACKET	174801	1	
16	AIR INTAKE PLENUM	MD44004A80A	1	
17	BONNET SUPPORT RH	MD44276A80C	1	
18	SETSCREW, M6 X 20	F18M06020	2	
19	NUT, NYLOC 6 MM	F22M06	4	
20	SETSCREW, M6 X 30	F18M06030	2	
21	KNOB, BONNET, SIDE	071804	2	
22	RETAINER	060525	2	
23	BODY, WASHER, 3/8"	MD51324A48C	5	
24	DRAW LATCH, BONNET	060541	2	
25	RETAINING CLIP	MD45392X26P	2	
26	CLEVIS PIN	MD45391X26P	2	

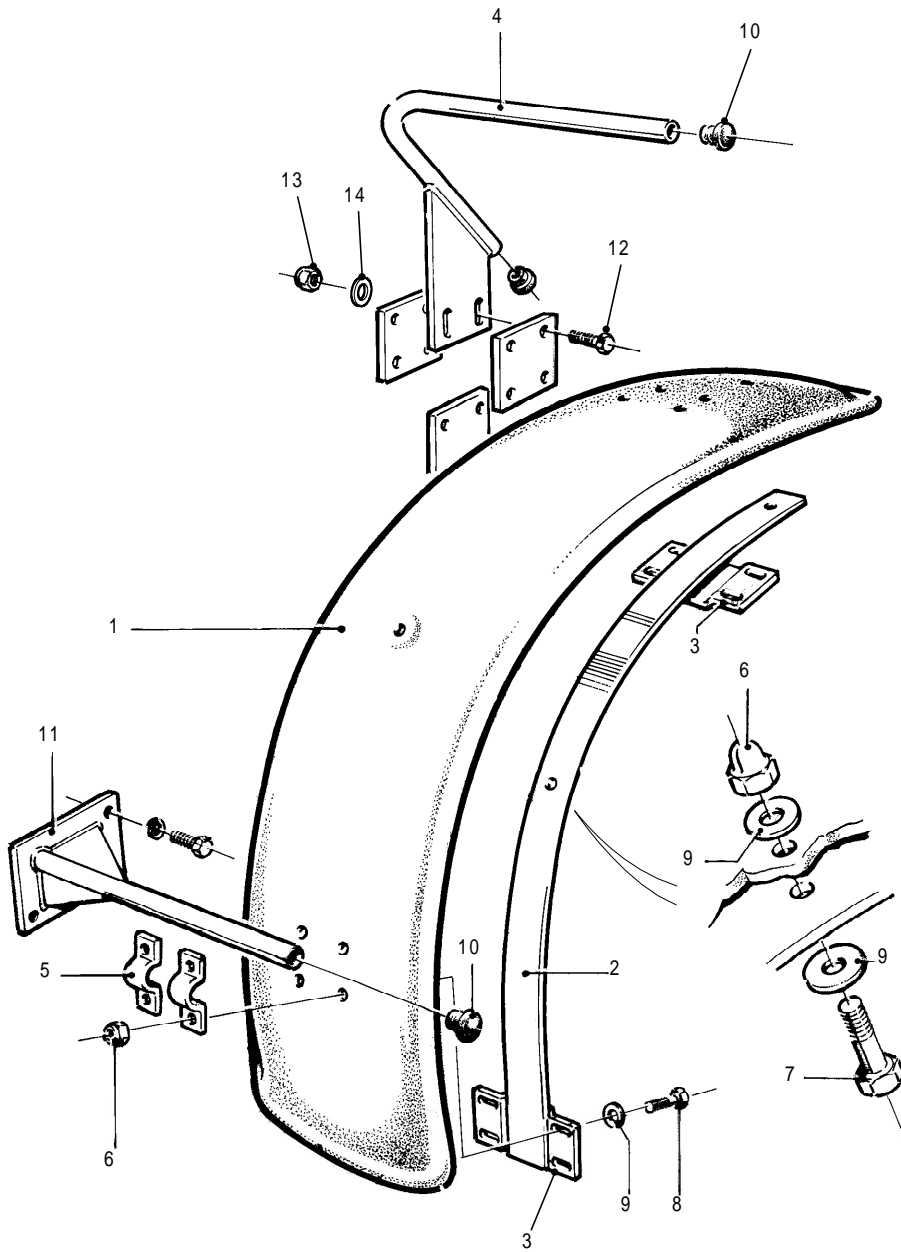


MDL10-052

Fig 14.9 Rear Mudguard Assembly



Fig 14.9 Item	Item Name And Description	Part No.	Qty	Remarks
	REAR MUDGUARD ASSEMBLY			
1	MUDWING E3400	MD50344B20P	1	
2	INNER PLATE	MD51839B20C	1	
3	CLAMP PLATE	MD51840B20C	2	
4A	MUDGUARD STAY, LH	MD52797B20A	1	
4B	MUDGUARD STAY, RH	MD52796B20A	1	
5	SADDLE CLAMP	MD51841B20C	4	
6	DOMEL NUT M8	MD52695X20S	9	
7	SETSCREW M8 X 16	F18M08016	1	
8	SETSCREW M8 X 25	F18M08025	8	
9	WASHER PLAIN M8	F31M08	9	
10	MUDGUARD SPACER	MD52706B20C	1	
		MD52696B20C	1	
11	BLANKING PLUG	MD52697X60S	4	



MDL10-053

Fig 14.10 Front Mudguard Assembly



Fig 14.10 Item	Item Name And Description	Part No.	Qty	Remarks
	FRONT MUDGUARD ASSEMBLY			
1	MUDWING E3400	MD50344B20P	1	
2	INNER PLATE	MD51839B20C	1	
3	CLAMP PLATE	MD51840B20C	2	
4A	BRACKET MUDWING, LH	MD45718B20A	1	
4B	BRACKET MUDWING, RH	MD45717B20A	1	
5	SADDLE CLAMP	MD51841B20C	4	
6	DOMED NUT M8	MD52695X20S	9	
7	SETSCREW M8 X 16	F18M08016	1	
8	SETSCREW M8 X 25	F18M08025	8	
9	WASHER PLAIN M8	F31M08	10	
10	PLUG, ROUND PVC	MD52697X60S	3	
11	BRACKET SUPPORT	140105	1	
12	SETSCREW M12 X 35	F18M12035	4	
13	NUT NYLOC 12MM	F22M12	4	
14	WASHER PLAIN 12MM	F31M12	4	

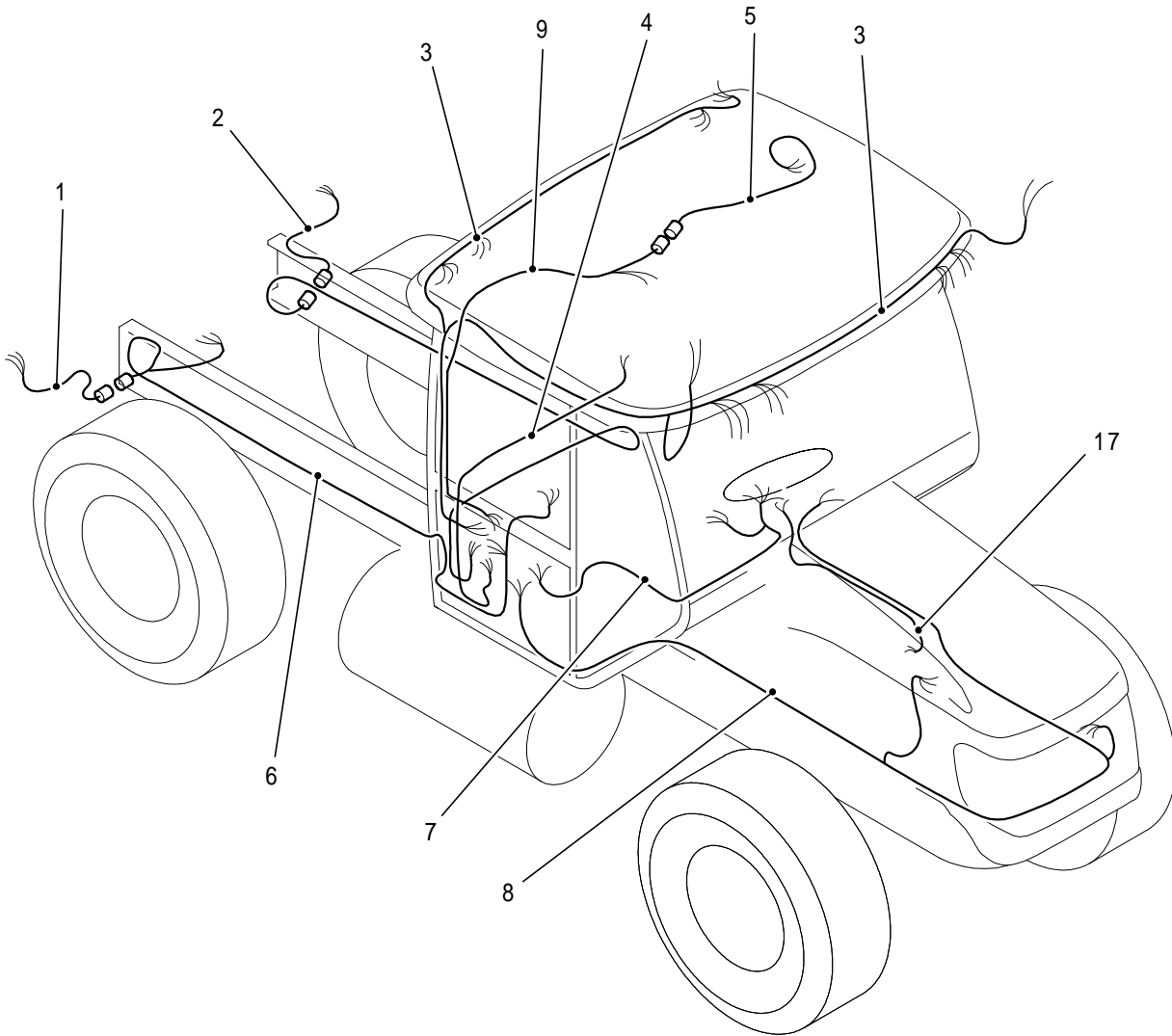


Blank Page



SECTION 15
ELECTRICAL
CONTENTS

Fig	Title	Page
15.1	Chassis Harness	15.2
15.2	Battery Assembly	15.4
15.3	Switches and Instruments	15.6
15.4	Lamps and Sockets	15.8
15.5	Windscreen Washer	15.10
15.6	Front Windscreen Wiper	15.12
15.7	Rear Windscreen Wiper.....	15.14
15.8	Electrical Cabinet	15.16

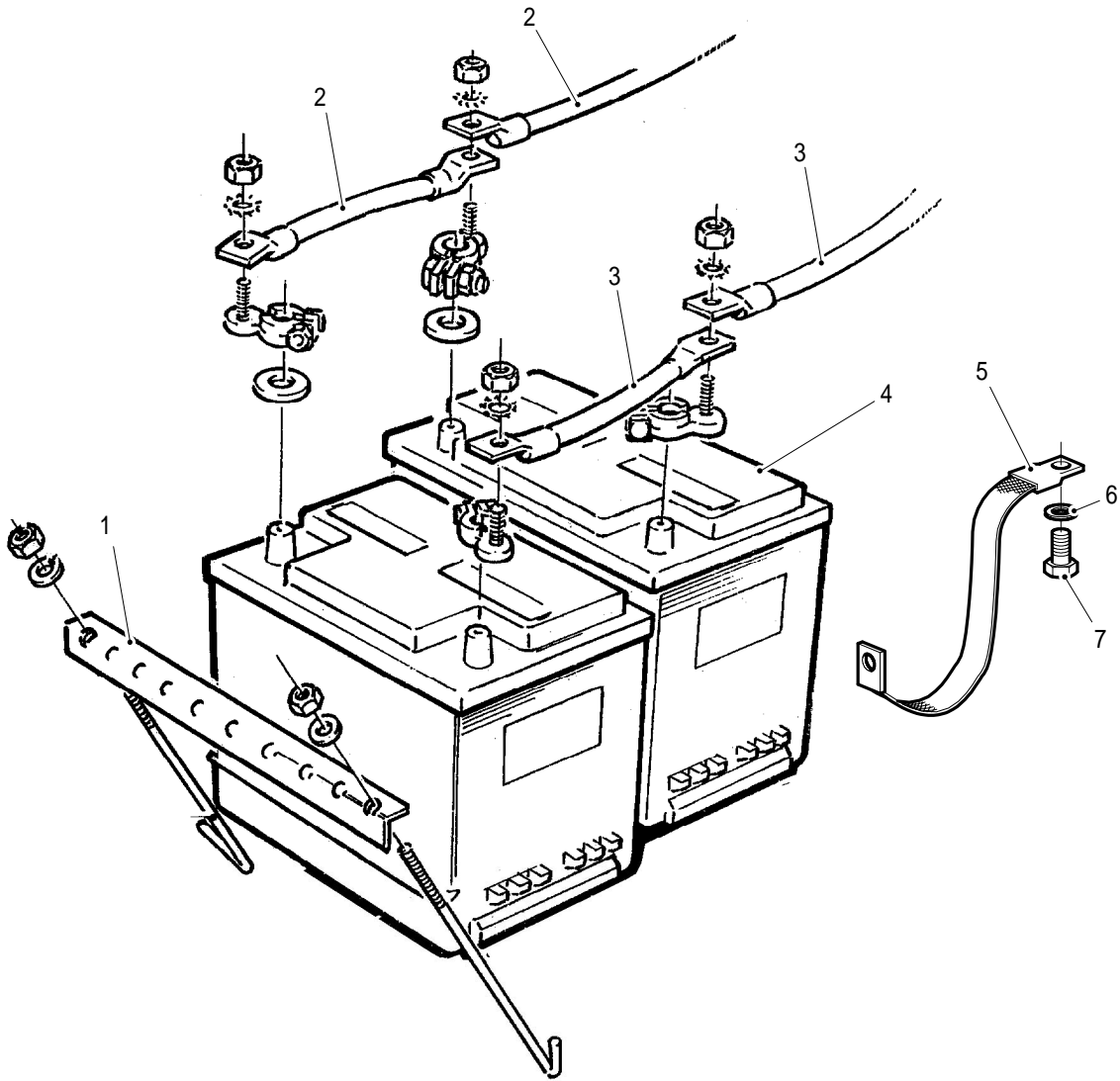


MDL10-027

Fig 15.1 Chassis Harness



Fig 15.1 Item	Item Name and description	Part No.	Qty	Remarks
	CHASSIS HARNESS			
1	REAR LAMP HARNESS RH	062010	1	
2	REAR LAMP HARNESS LH	062009	1	
3	CAB ROOF LAMP HARNESS	MD45763N30A	1	
4	REAR SCREEN WIPER HARNESS/R. PTO	MD46063N34A	1	
5	ECS CONVERSION HARNESS RELAY PANEL	MD54764N30A	1	
6	REAR CHASSIS HARNESS	MD43181N36P	1	
7	FRONT CAB HARNESS	MD43183N30P	1	
8	FRONT CHASSIS HARNESS	MD43178N32P	1	
9	CAB ROOF HARNESS ECS CONVERSION	MD45763N30A	1	
NI 10	P CLAMP 10MM	F37M13010	12	
NI 11	P CLAMP 8MM	F37M13008	5	
NI 12	SETSCREW M6 X 20MM	F18M06020	18	
NI 13	SETSCREW M6 X 25MM	F18M06025	2	
NI 14	NYLOC NUT 6MM COARSE	F22M06	20	
NI 15	REMOTE LINK LEAD	MD46063N34A	1	
NI 16	RELAY STARTER	040185	1	
17	HARNESS STARTER RELAY	320201	1	

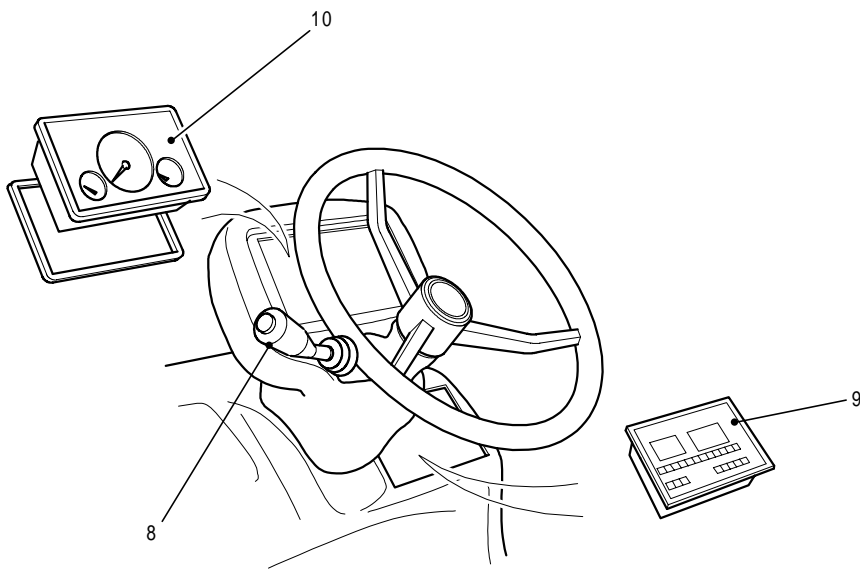
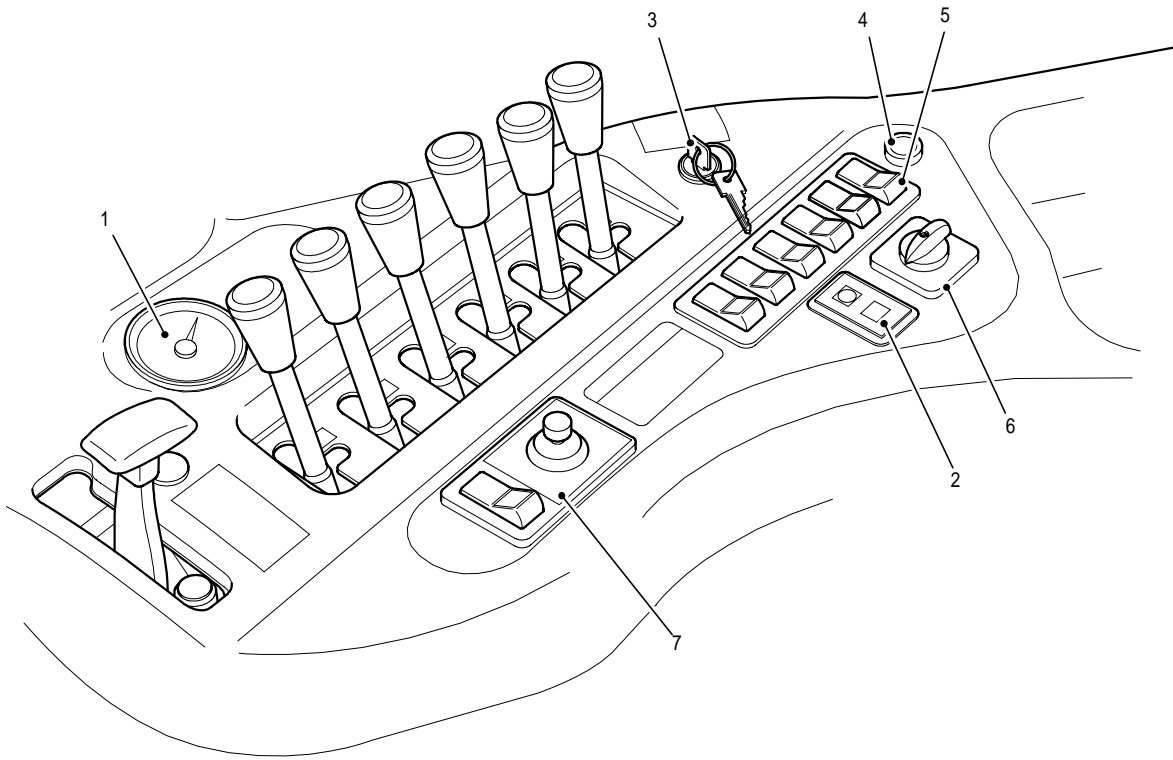


MDL10-034

Fig 15.2 Battery Assembly



Fig 15.2 Item	Item Name and Description	Part No.	Qty	Remarks
	BATTERY ASSEMBLY			
1	BATTERY CLAMP KIT	MD52312N56P	1	
2	BATTERY LEAD, NEGATIVE	MD52311N05P	1	
3	BATTERY LEAD, POSITIVE	321650	1	
4	BATTERY, 69A, 12V	MD45712N10P	2	
5	EARTH STRAP	321800	1	
6	WASHER	F31M08	1	
7	BOLT	F18M08025	1	

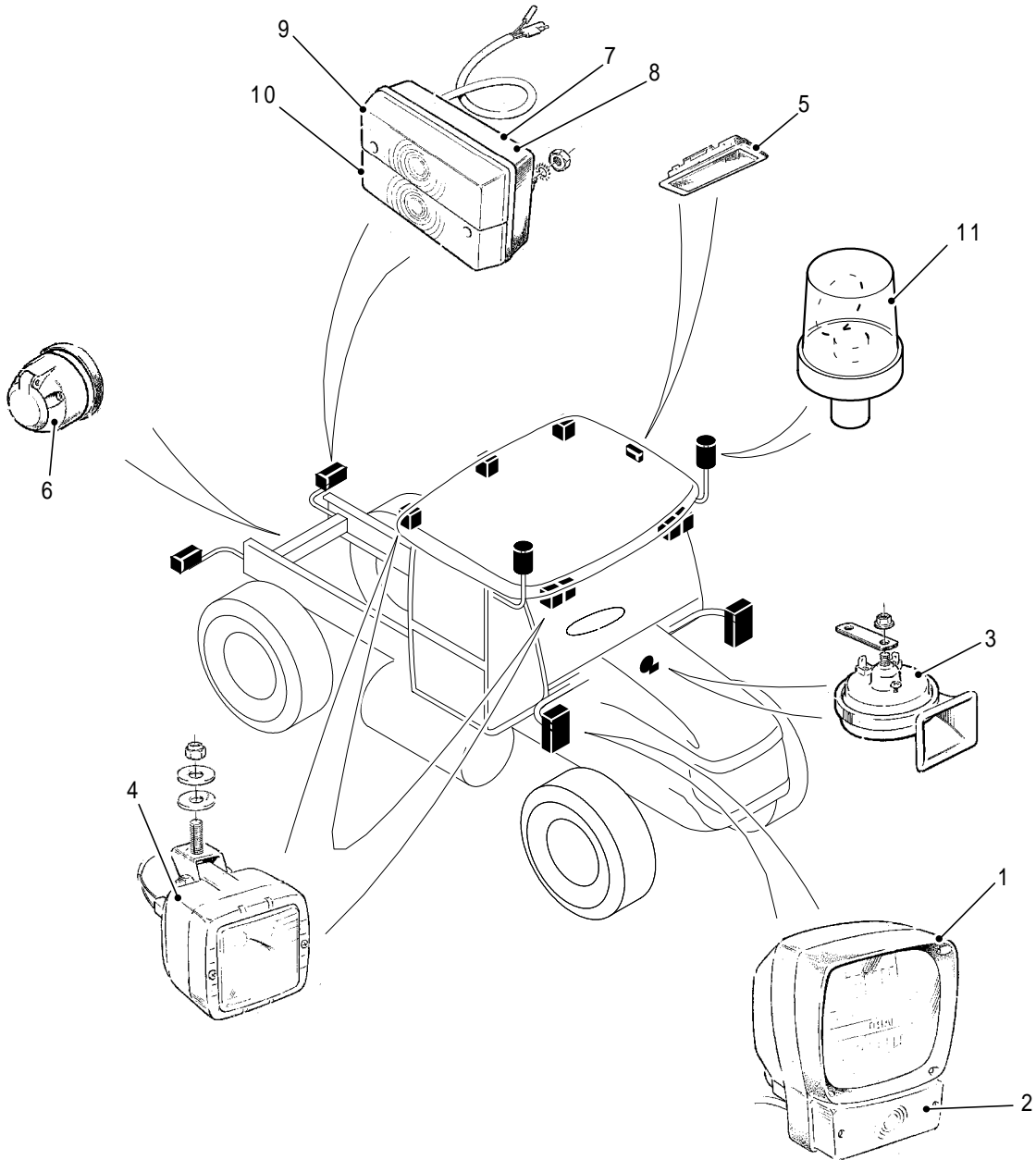


MDL10-004

Fig 15.3 Switches and Instruments



Fig 15.3 Item	Item Name And Description	Part No.	Qty	Remarks
SWITCHES AND INSTRUMENTS				
1	AIR PRESSURE GAUGE	MD46320N80A	1	
2	WARNING LAMP, 2/4 STEERING	MD47350N75P	1	
3	STARTER SWITCH	062023	1	
NI 3A	KEY/BARREL	063019	1	
4	WARNING LIGHT RED	MD47305N75P	1	
5	SWITCH BANK 6 WAY	MD46356N70P	1	
6	2/4 STEERING SWITCH	MD43644K30P	1	
7	PTO SPEED CONTROL	N/A	1	
NI 7A	PTO TRIM SWITCH	320316	1	
NI 7B	PTO CONTROL	060822	1	
NI 7C	PTO ON/OFF DECAL	060828	1	
NI 7D	PTO DECAL	150362	1	
NI 7E	KNOB, SPEED CONTROL	MD46238A45P	1	
NI 7F	SWITCH HOLDER 3 BANK	MD46010A45P	1	
8	COLUMN SWITCH	062011	1	
9	DELTA I UNIT	-	1	
10	INSTRUMENT PANEL	MD60392N80P	1	
NI 11	WARNING BUZZER	320517	1	

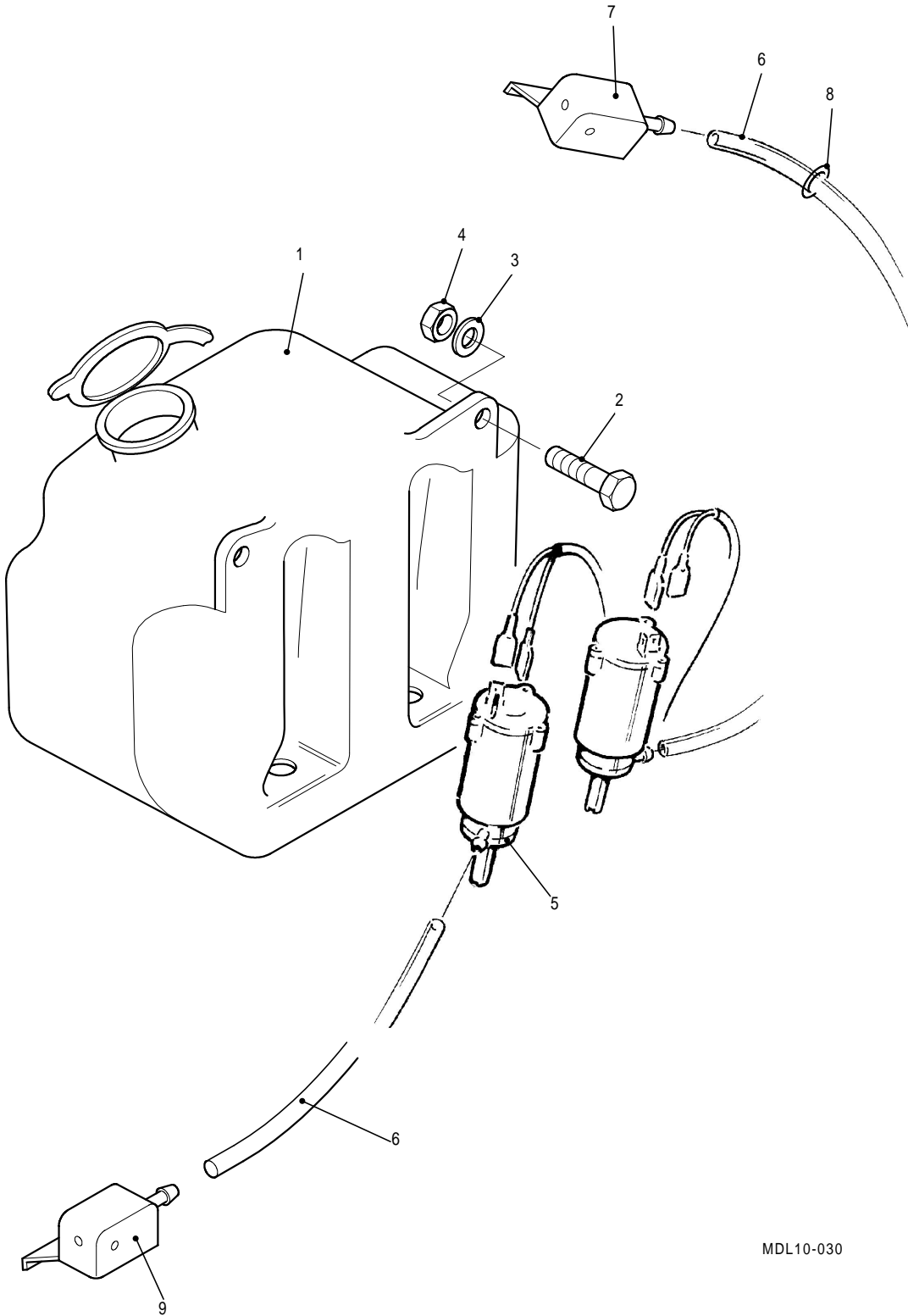


MDL10-057

Fig 15.4 Lamps and Sockets



Fig 15.4 Item	Item Name And Description	Part No.	Qty	Remarks
	LAMPS AND SOCKETS			
1	HEADLAMP	MD44189N20P	2	
2	LENS, INDICATOR	062071	2	
3	HORN	062021	1	
4	WORKLAMP	MD46145N20P	7	
5	INTERIOR LAMP	062022	1	
6	SOCKET, 7 PIN	062040	1	
7	REAR LAMP RH	062009	1	
8	REAR LAMP LH	062010	1	
9	LENS, REAR LAMP RH	062075	1	
10	LENS, REAR LAMP LH	062074	1	
11	BEACON	MD44196N75P	2	

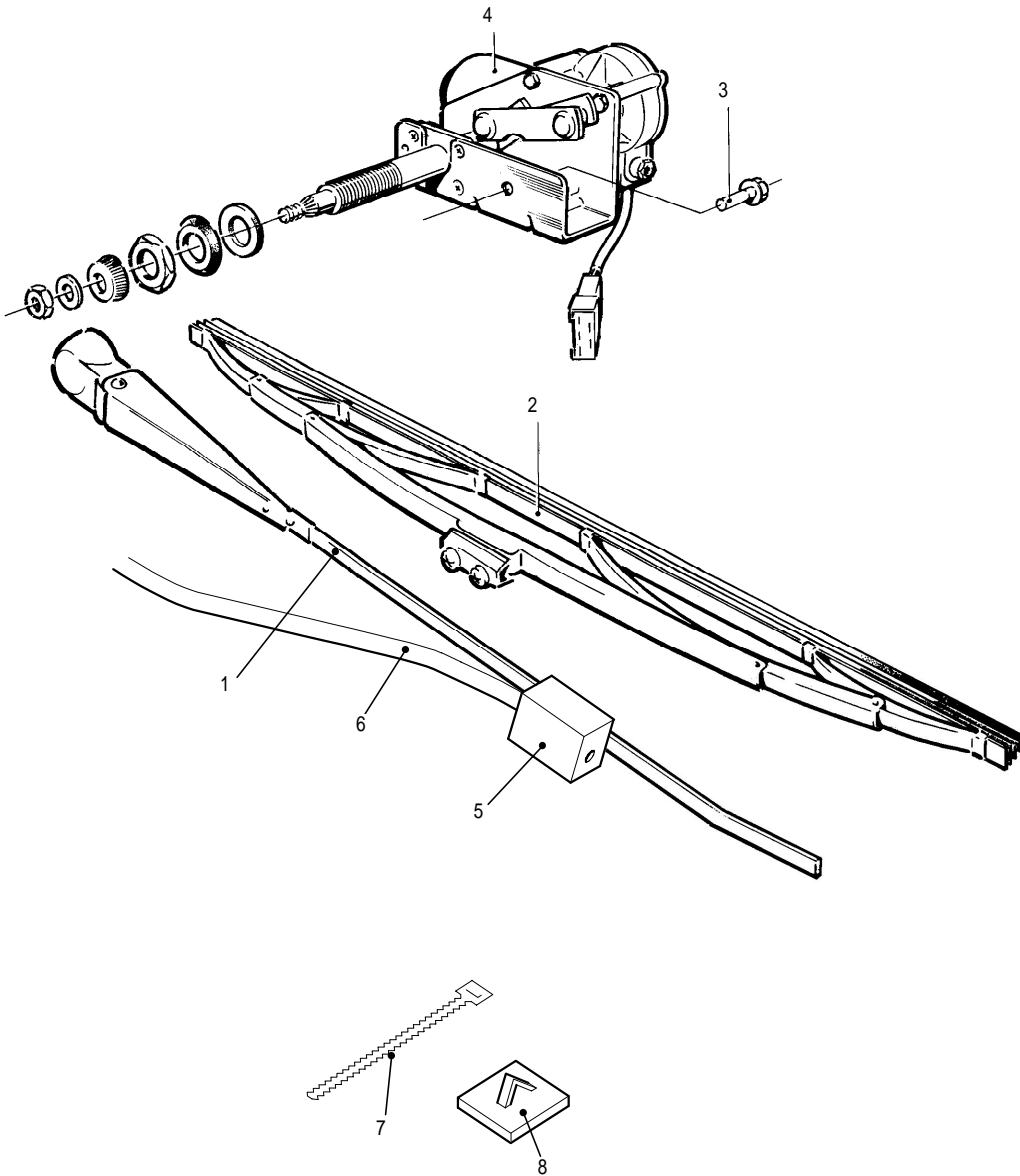


MDL10-030

Fig 15.5 Windscreen Washer Assembly



Fig 15.5 Item	Item Name And Description	Part No.	Qty	Remarks
	WINDSCREEN WASHER ASSEMBLY			
1	WASHER BOTTLE ASSEMBLY	062036	1	Includes one 12V pump
2	SETSCREW, M10 X 20	F18M10020	2	
3	WASHER, PLAIN, 10MM	F31M10	2	
4	NUT, NYLOC, 10MM	F22M10	2	
5	PUMP, WASHER, 12V	062063	2	
6	TUBING, WINDSCREEN, WASHER	MD44565A25P	A/R	
7	WASHER JET	MD44564A25P	1	
8	GROMMET, OPEN, 7MM	F70M03007	1	
9	WASHER JET, FRONT, 3 HOLE	062024	1	

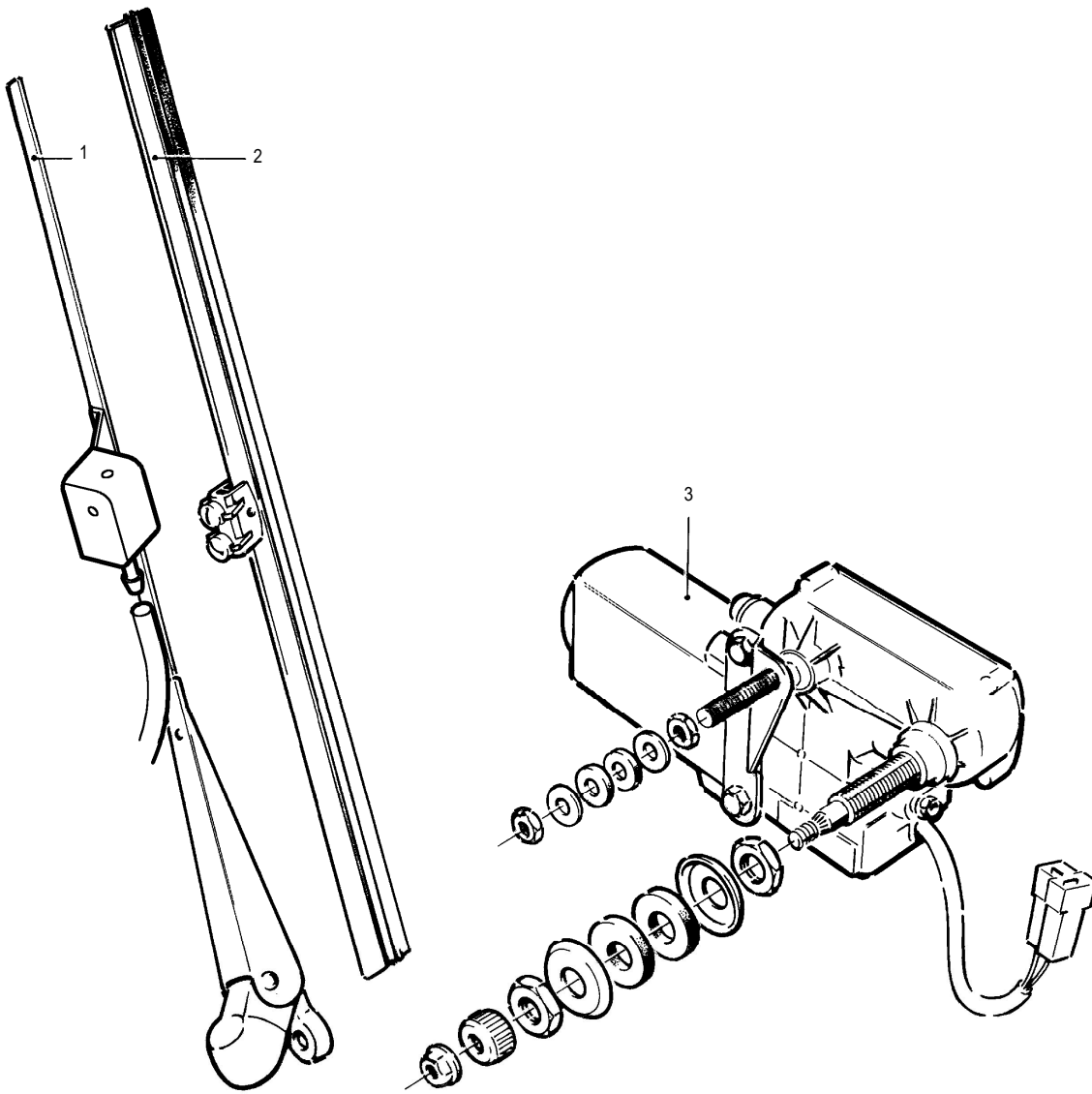


MDL10-028

Fig 15.6 Front Windscreen Wiper



Fig 15.6 Item	Item Name And Description	Part No.	Qty	Remarks
	FRONT WINDSCREEN WIPER ASSEMBLY			
1	WIPER ARM	MD44562A25P	1	
2	WIPER BLADE	MD44563A25P	1	
3	SETSCREW M8 X 20	F18M08020	1	
4	WIPER MOTOR	MD44541A25P	1	
5	WASHER JET	MD44564A25P	1	
6	TUBING, WINDSCREEN WASH	MD44565A2JP	AR	
7	CABLE TIE - SHORT	F67M05160	AR	
8	CABLE TIE HOLDER	020805	AR	

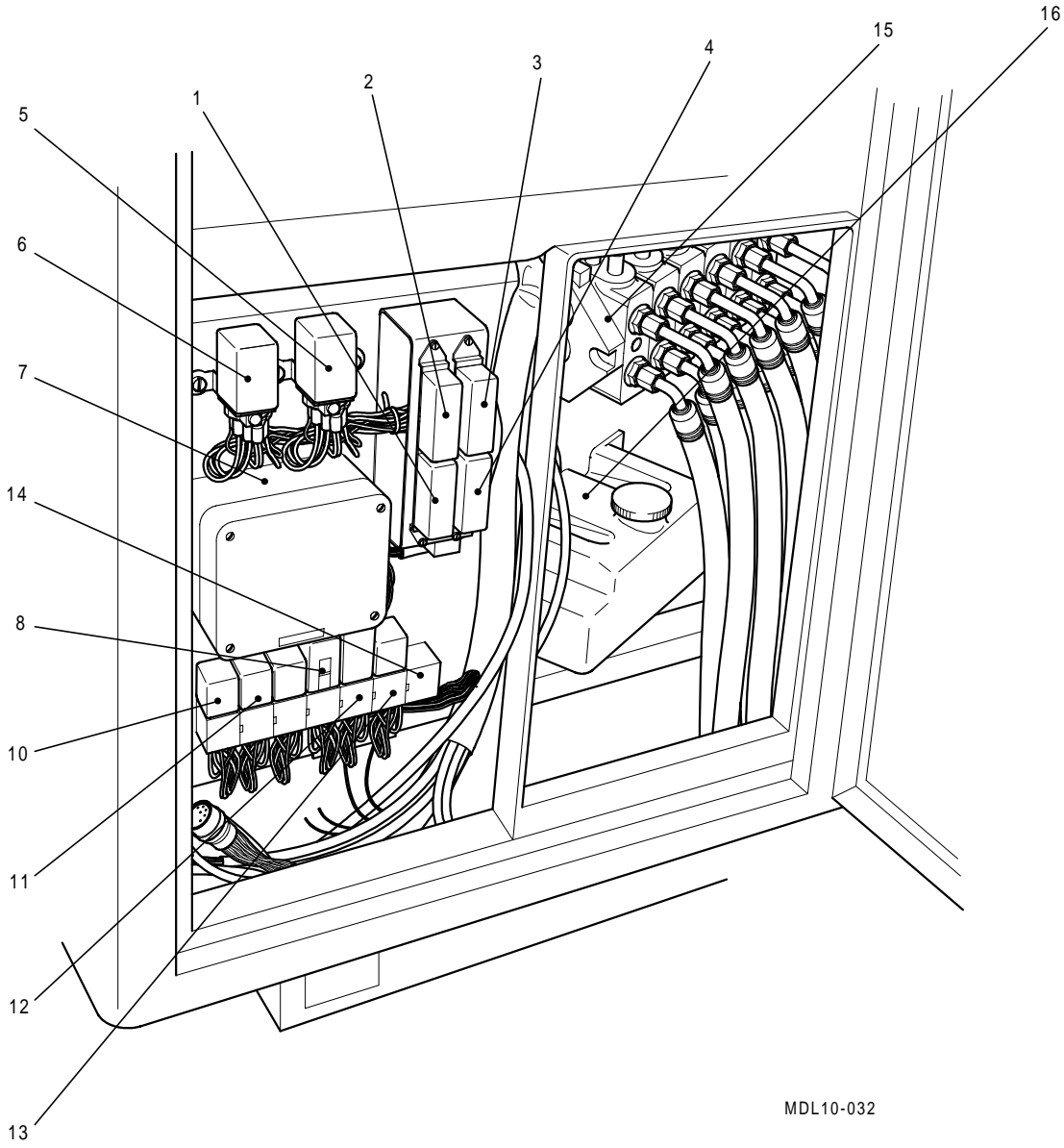


MDL10-029

Fig 15.7 Rear Windscreen Wiper



Fig 15.7 Item	Item Name And Description	Part No.	Qty	Remarks
	REAR WINDSCREEN WIPER ASSEMBLY			
1	WIPER ARM	061404	1	
2	WIPER BLADE	061403	1	
3	WIPER MOTOR	061401	1	



MDL10-032

Fig 15.8 Electrical Cabinet

Fig 15.8 Item	Item Name And Description	Part No.	Qty	Remarks
	ELECTRICAL CABINET			
1	FUSE BOX ASSEMBLY	-	1	
2	FUSE BOX ASSEMBLY	-	1	
3	FUSE BOX ASSEMBLY	-	1	
4	FUSE BOX ASSEMBLY	-	1	
5	RELAY STARTER	-	1	
6	RELAY STARTER	-	1	
7	PENTRONIC STEERING UNIT	063410	1	
8	FLASHER UNIT	-	1	
9	RELAY	-	1	
10	RELAY	-	1	
11	RELAY	-	1	
12	INTERMITTENT WIPE UNIT	-	1	
13	RELAY	-	1	
14	RELAY	-	1	
15	SIX SPOOL VALVE BLOCK	MD52517T30P	1	
16	WASHER BOTTLE ASSEMBLY	062036	1	See Fig 15.5



Blank Page



McConnel Limited, Temeside Works, Ludlow, Shropshire SY8 1JL. England.
Telephone: 01584 873131. Facsimile: 01584 876463. www.mcconnel.com