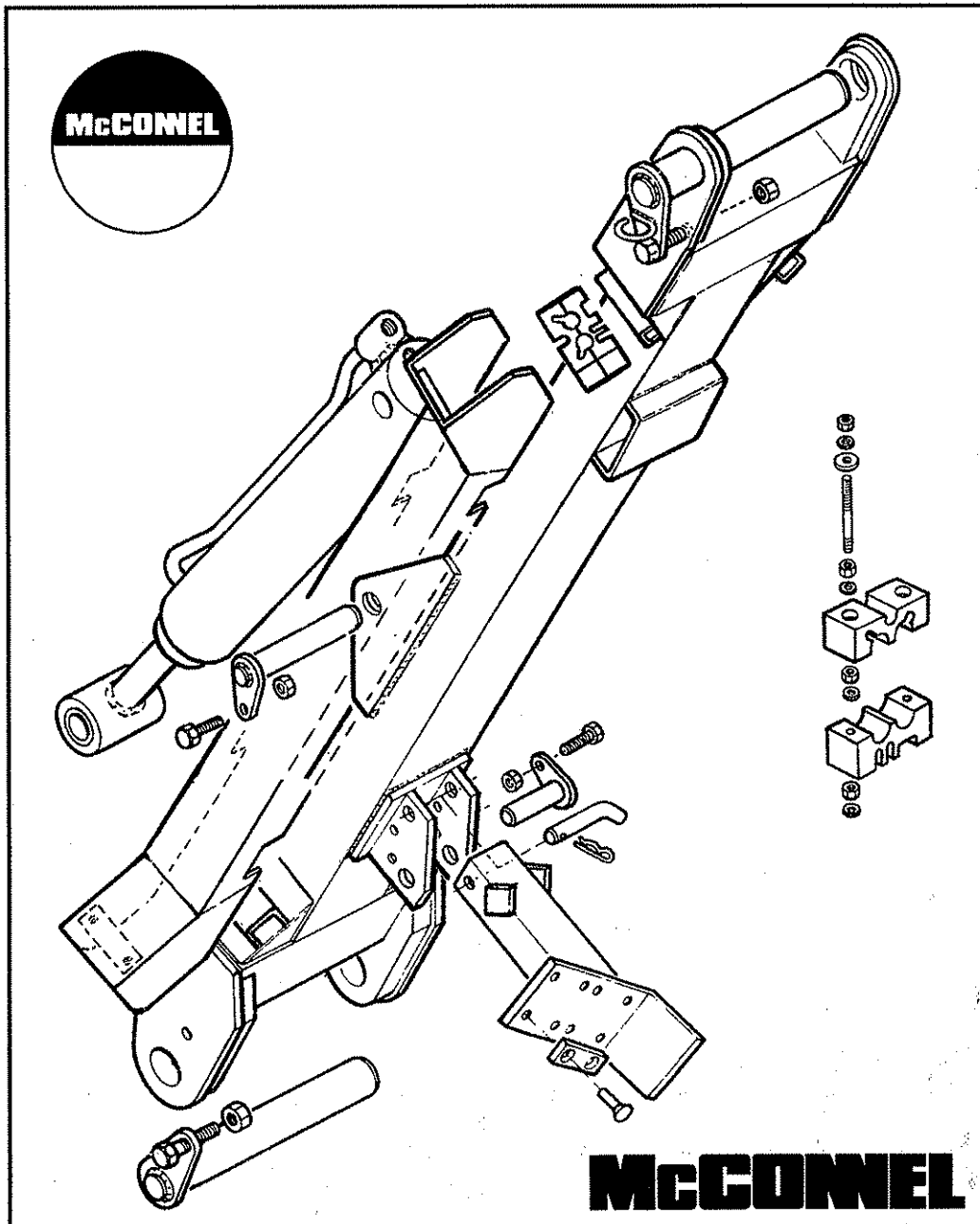


PA 5000 Series

Spare Parts

*For Machines with Gear Hydraulics
and Electric Controls*



For best performance...

USE ONLY McCONNEL SERVICE PARTS

To be assured of the latest design improvements purchase your 'Genuine Replacements' from the Original Equipment Manufacturer: McCONNEL LIMITED through your local Dealer or Stockist.

Always quote:

- Machine Type
- Serial Number
- Part Number

Design Improvements may have altered some of the parts listed in this manual – The latest part will always be supplied when it is interchangeable with an earlier one.



Notes

A series of horizontal dotted lines for writing notes, spanning the width of the page.

LIST OF CONTENTS

MAIN FRAME, PILLAR AND ARMS

Main Frame.....	Page 1
Pillar.....	Page 3
Rockers.....	Page 5
Main arm.....	Page 7
Dipper - 5000.....	Page 9
Dipper - 5000M.....	Page 11
Dipper socket - 5000T.....	Page 13
Dipper slider - 5000T.....	Page 15
Control mounting.....	Page 17
Operator guard.....	Page 17
Catch assembly.....	Page 18

HYDRAULIC INSTALLATIONS

Primary circuits - all models.....	Page 19
Service circuit 5000.....	Page 21
Service circuit 5000M.....	Page 23
Service circuit 5000T.....	Page 25
A.H.C. variations.....	Page 27

CONTROL VALVES

Control valve 5000.....	Page 29
Control valve 5000M.....	Page 31
Control valve 5000T.....	Page 33
Solenoid assemblies.....	Page 35
Slew valve.....	Page 37
Hose plate - std arm only.....	Page 39
Compensator valve - AHC only.....	Page 39
Angle float valve - std arm only.....	Page 41
Angle float - AHC only.....	Page 43
Multi lever control box.....	Page 45
Monolever control box.....	Page 47

GENERAL HYDRAULICS

Pump and fittings.....	Page 49
Gearbox.....	Page 51
Rotor control valve.....	Page 53
Hydraulic tank.....	Page 55
Lift float - single accumulator.....	Page 57
Lift float - twin accumulator.....	Page 59

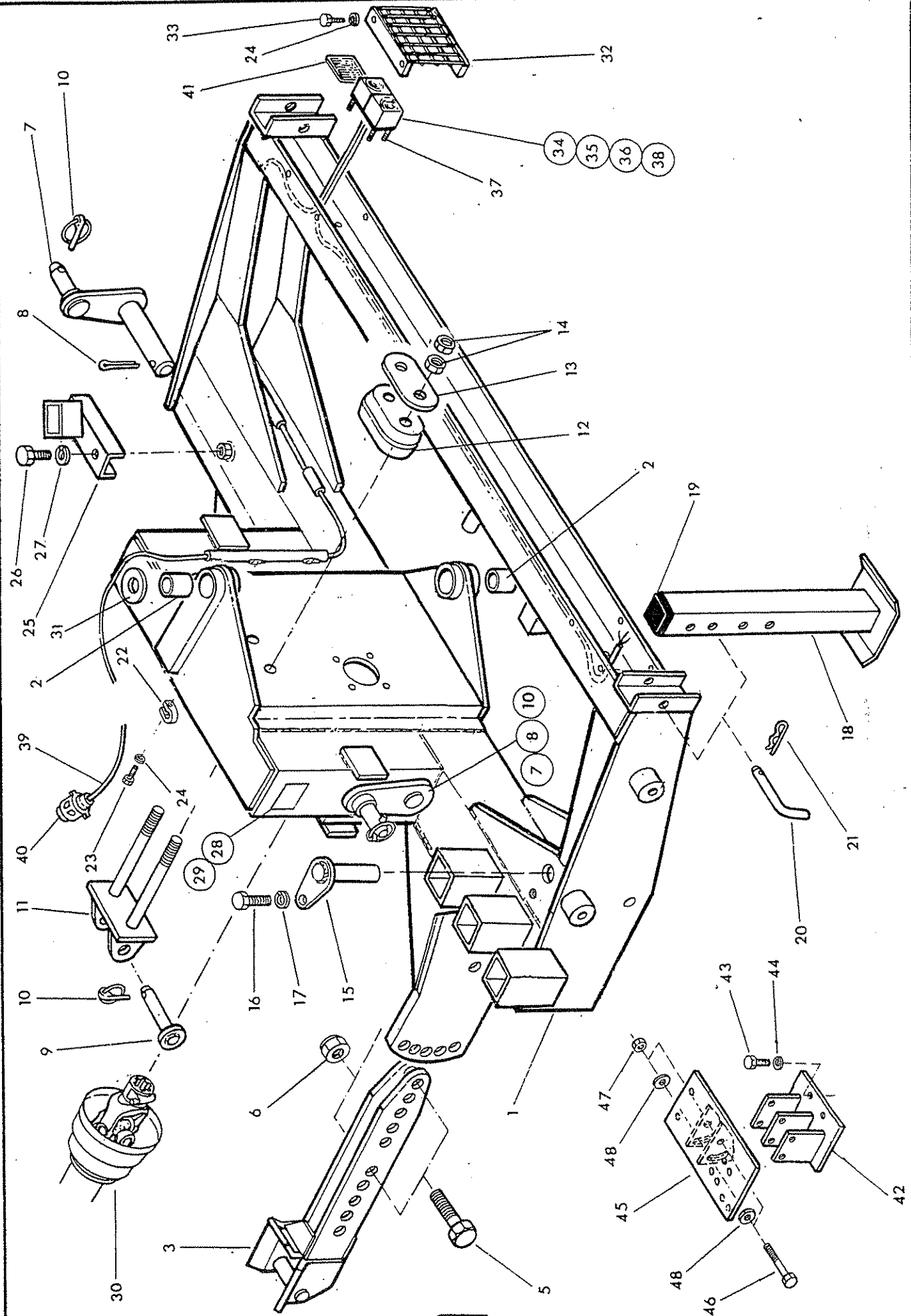
HYDRAULIC RAMS

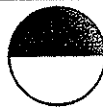
Lift ram.....	Page 61
Slew ram.....	Page 63
Reach ram.....	Page 64
Angling ram.....	Page 65
Compensator ram.....	Page 66
Telescopic ram - 5000T only.....	Page 67
Breakaway ram - 5000M only.....	Page 68

STICKERS

5000.....	Page 69
5000M.....	Page 71
5000T.....	Page 73

MAIN FRAME



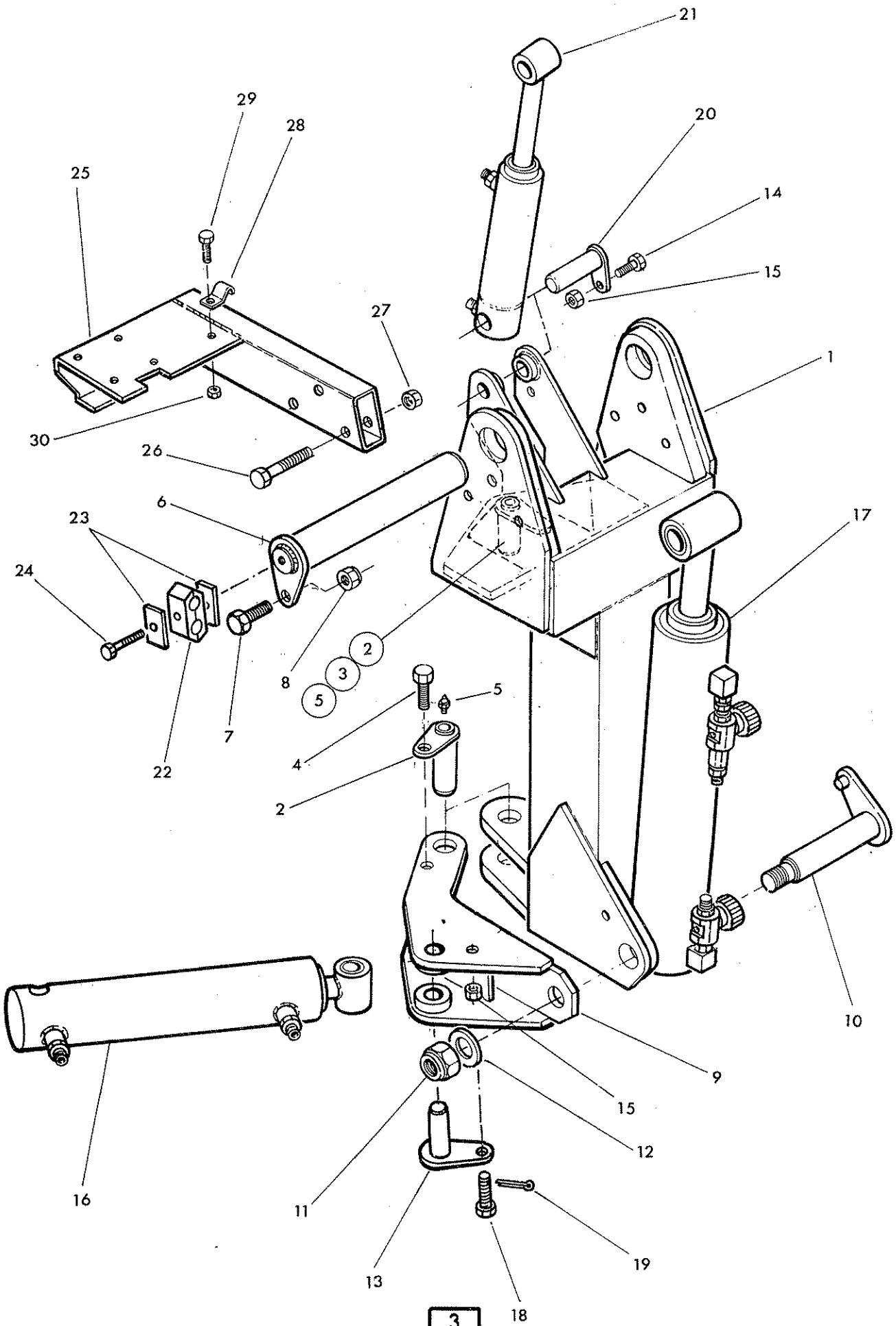
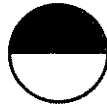


REF	PART NO.	QTY	DESCRIPTION
MAINFRAME ASSEMBLY			
1	42000.02	1	Mainframe - R.Hand
	42000.01	1	Mainframe -- L.Hand - not illus
2	75 60 050	2	Bush
3	75 60 387	1	Mounting arm
4	75 60 386	1	Mounting arm - not illus
5	92 13 159	4	Bolt
6	91 43 009	4	Self locking nut
7	75 60 374	2	Lift link pin
8	95 01 509	2	Split pin
9	75 60 144	1	Top link pin
10	04 31 217	3	Linch pin
11	75 60 398	1	Top hitch bracket
12*	75 60 141	1	Rubber damper
13	75 60 130	1	Reaction plate
14	91 13 009	4	Plain nut
15	75 60 057	1	Slew ram base pin
16	93 13 055	1	Setscrew
17	91 00 205	1	Spring washer
18	42025.01	3	Stand leg
19	71 91 108	3	Plastic bung
20	71 92 023	3	Leg pin
21	04 31 105	3	Spring cotter
22	84 02 148	1	Cable clamp
23	92 13 063	1	Setscrew
24	91 00 203	9	Spring washer
25	42821.01	1	Parking cradle socket - midcut only
26	93 13 077	1	Setscrew
27	91 00 207	1	Spring washer
28	13 35 246	1	Serial No. plate
29	71 03 230	4	Pop rivet
30	76 50 250	1	P.T.O. shaft
31	75 60 056	1	Thrust washer
32	75 60 353	2	Light guard
33	93 13 023	8	Setscrew
34	75 60 086	2	Rear light
35	75 60 087	2	Stop/tail bulb
36	75 60 088	2	Flasher bulb
37	93 00 142	8	Self tapping screw
38	75 60 098	8	Connector
39	75 60 090	1	Cable
40	75 60 089	1	Plug
41	75 60 093	2	Reflector -self adhesive
42	41589.01	1	Control mounting bracket
43	93 13 045	2	Setscrew
44	91 00 205	2	Spring washer
45	75 50 289	1	Valve mounting plate
46	92 13 225	2	Bolt
47	91 43 005	2	Self locking nut
48	91 00 105	2	Plain washer

Cable controlled m/c's only

*** Assembly Note**

Nuts must be tightened until the rubber damper is compressed to 120mm thick.





REF	PART NO.	QTY	DESCRIPTION
-----	----------	-----	-------------

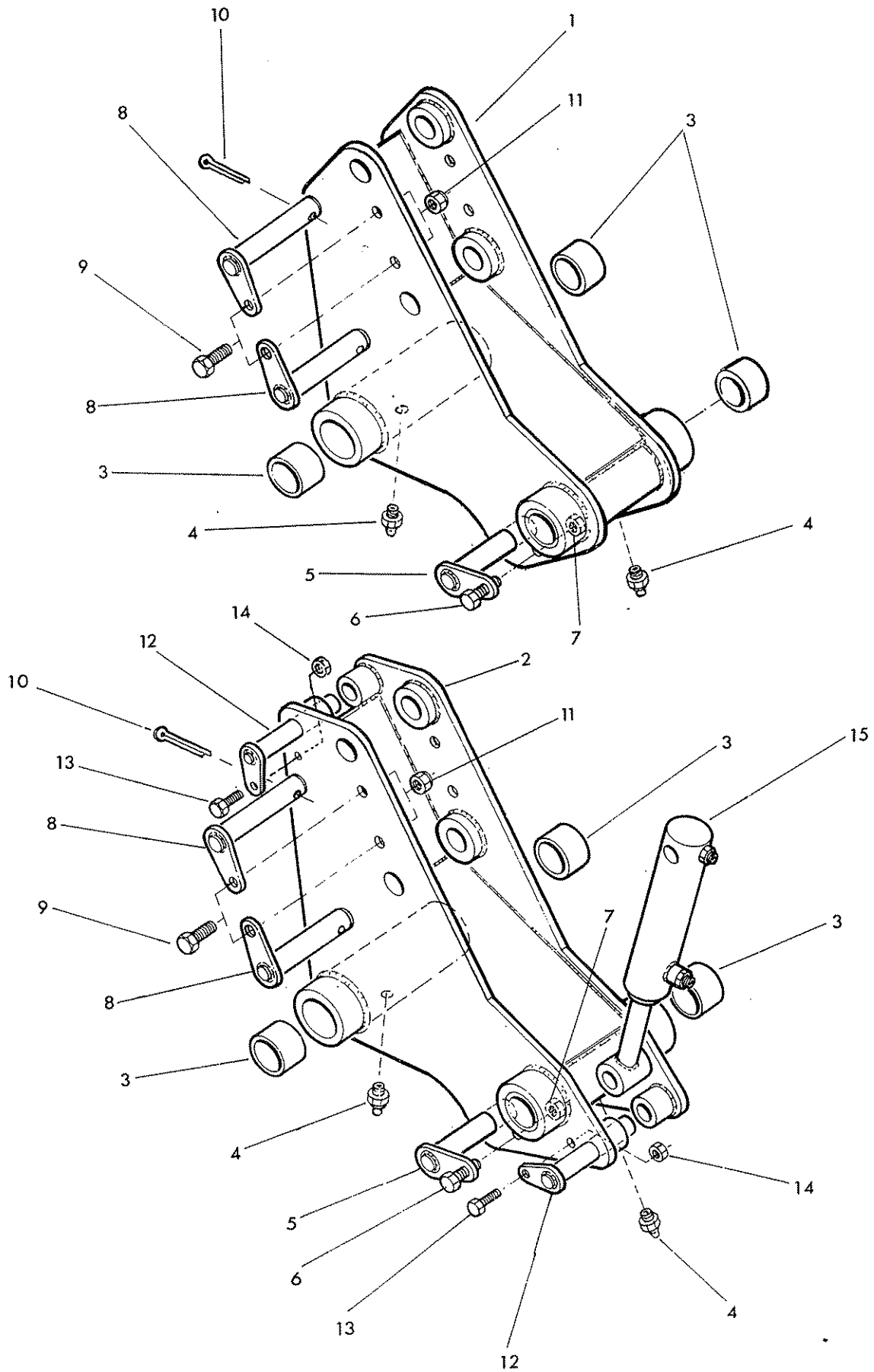
PILLAR

1	42001.01	1	Pillar	
2	75 60 058	2	Pivot pin - pillar	
3	93 13 097	1	Setscrew	
4	93 13 087	1	Setscrew	
5	09 01 124	2	Greaser	
6	75 60 059	1	Pivot pin - rocker	
7	92 13 137	1	Setscrew	
8	91 43 007	1	Self locking nut	
9	42023.01	1	Slew ram bracket	
10	75 60 375	1	Pivot pin - lift base	
11	91 00 023	1	Self locking nut	
12	75 60 070	1	Special washer	
13	75 60 154	1	Pivot pin - slew rod	
14	93 13 065	1	Setscrew	
15	91 43 005	2	Self locking nut	
16	75 60 346	1	Slew ram assembly	
17	76 60 260	1	Lift ram assembly	
18	42269.01	1	Special setscrew	
19	95 01 255	1	Split pin	
20	41691.02	1	Pivot pin - Lift comp base] AHC only
21	76 50 260	1	Compensator ram assembly	
22	71 93 063	1	Hose clamp] Gear hydraulic m/c's only
23	06.418.05	2	Clamp plate	
24	92 13 165	1	Bolt] Electric machines only
25	42122.02	1	Valve mounting bracket R.Hand	
	42122.01	1	Valve mounting bracket L.Hand	
26	92 13 207	3	Bolt	
27	91 43 007	3	Self locking nut	
28	71 09 151	1	Cable clamp	
29	93 13 034	1	Setscrew	
30	91 43 004	1	Self locking nut	

ROCKERS



McCOMEL





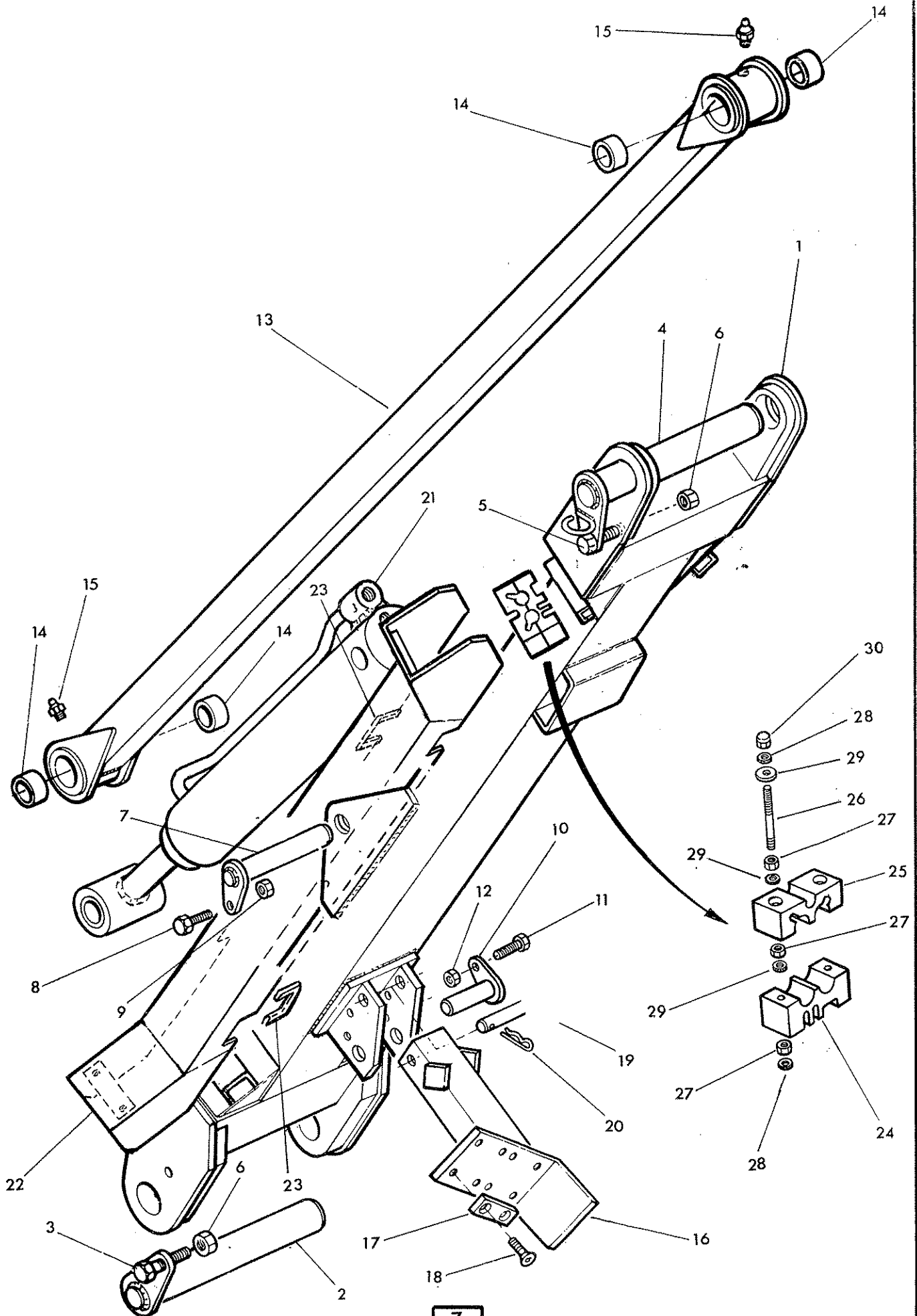
REF	PART NO.	QTY	DESCRIPTION
ROCKERS			
1	42002.02	1	Rocker - standard
2	42002.01	1	Rocker - AHC
3	75 60 050	4	Bush
4	09 01 121	2	Greaser
5	75 60 061	1	Pivot pin - lift rod
6	93 13 087	1	Setscrew
7	91 43 007	1	Self locking nut
8	41694.04	2	Pivot pin - tension link +reach rod
9	92 13 066	2	Setscrew
10	95 01 507	2	Split pin
11	91 43 006	2	Self locking nut
12	75 60 063	2	Pivot pin - comp ram rods
13	93 13 065	2	Setscrew
14	91 43 005	2	Self locking nut
15	76 50 260	1	Compensator ram assembly

AHC
only

MAIN ARM



MCCORMICK





REF PART NO. QTY DESCRIPTION

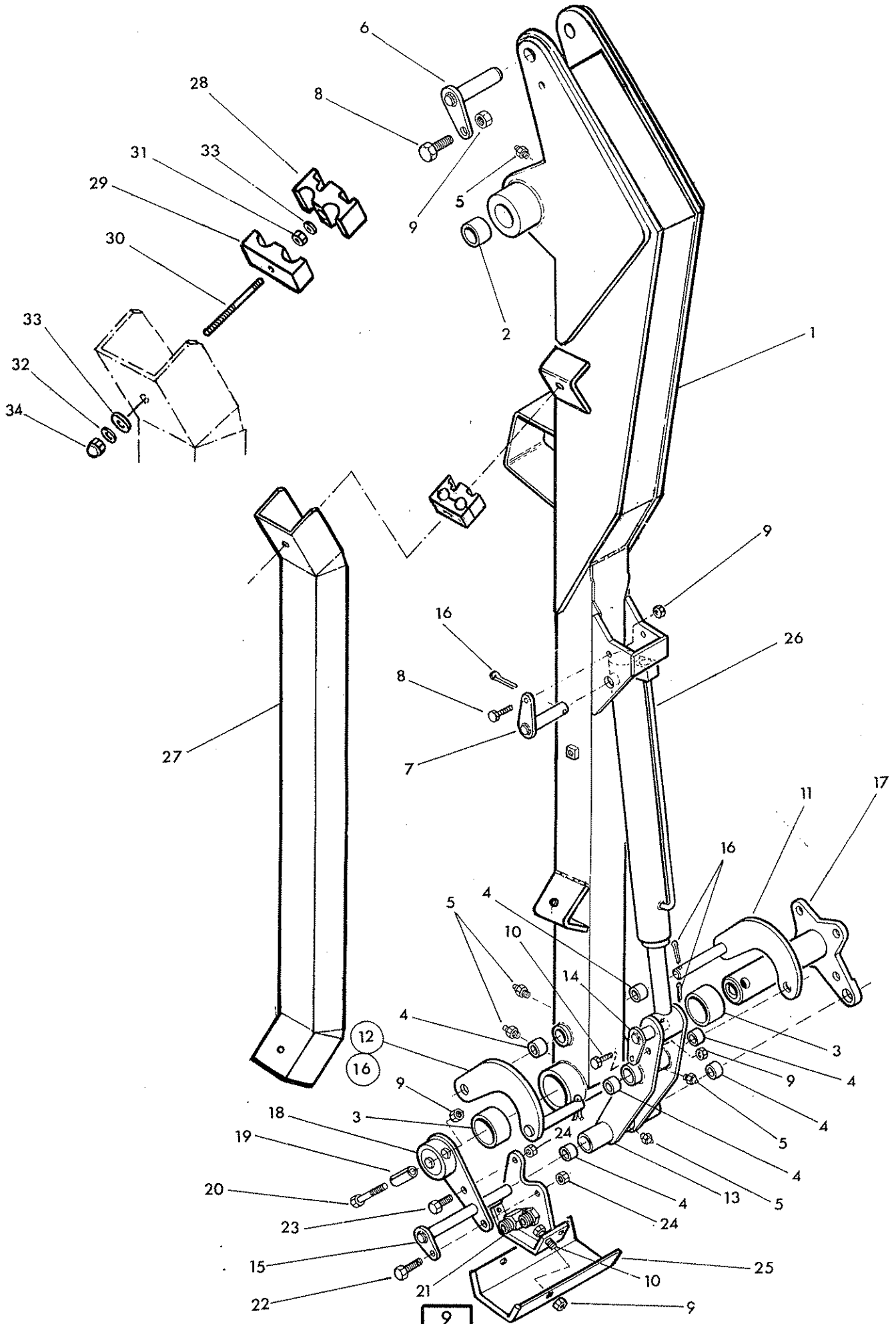
MAIN ARM AND FITTINGS

REF	PART NO.	QTY	DESCRIPTION	
1	42006.01	1	Main arm	
2	75 60 059	1	Pivot pin - main arm	
3	92 13 137	1	Bolt	
4	75 60 060	1	Pivot pin - dipper	
5	92 13 137	2	Bolt	
6	91 43 007	2	Self locking nut	
7	41694.04	1	Pivot pin - reach ram base	
8	93 13 066	1	Setscrew	
9	91 43 006	1	Self locking nut	
10	75 60 064	1	Pivot pin comp. ram base	} AHC only
11	93 13 065	1	Bolt	
12	91 43 005	1	Self locking nut	
13	42003.01	1	Tension link	
14	60 12 032	4	Bush	
15	09 01 121	2	Greaser	
16	42820.04	1	Parking cradle - R.Hand	} Midcut only
	42820.03	1	Parking cradle - L.Hand	
17	10 75 041	4	Cradle pad	
18	10 75 047	8	Countersunk rivet	
19	42892.01	1	Cradle pin	
20	04 31 105	1	Spring cotter	
21	42095.04	1	Reach ram assembly	
22	42190.02	1	Hose cover	
23	41741.01	2	Edge strip	
24	42024.02	2	Hose clamp lower	
25	42024.03	2	Hose clamp upper	
26	42198.01	4	Stud	
27	91 13 005	12	Plain nut	
28	91 00 405	8	External serrated washer	
29	91 00 105	12	Plain washer	
30	91 00 025	4	Special nut	

DIPPER - Std arm



McDONNELL






REF PART NO. QTY DESCRIPTION

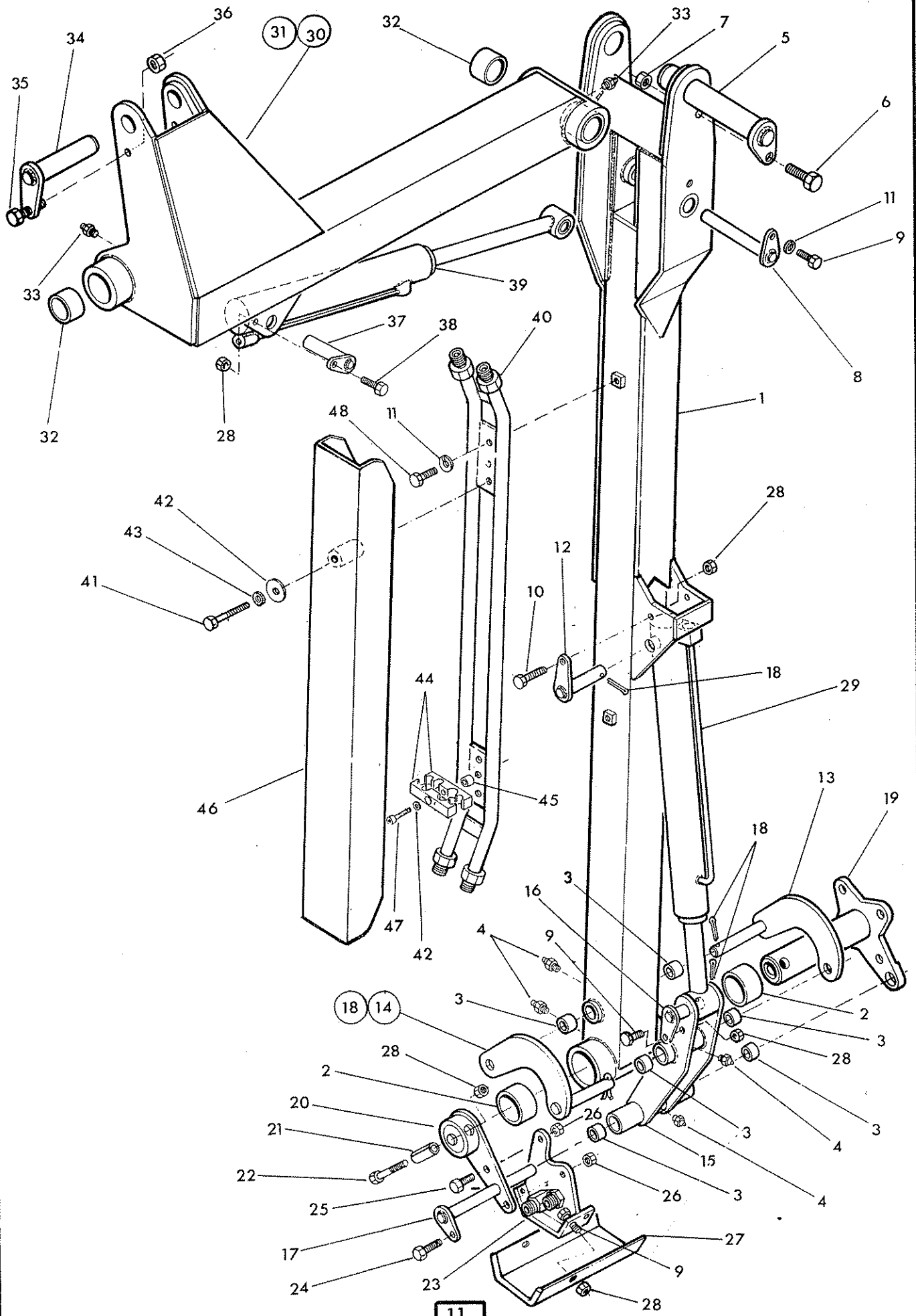
DIPPER ARM AND FITTINGS

1	42004.01	1	Dipper arm
2	75 60 050	2	Bush
3	71 36 035	2	Nylon head bush
4	41690.01	6	Bush
5	09 01 121	5	Greaser
6	41692.05	1	Pivot pin - tension link
7	41691.02	1	Pivot pin - Angle base
8	93 13 075	2	Setscrew
9	91 43 005	6	Self locking nut
10	93 13 045	4	Setscrew
11	74 50 251	1	Radius arm front
12	74 50 250	1	Radius arm rear
13	74 50 252	1	Slave link
14	41693.01	1	Pivot pin - Angle rod
15	71 92 009	1	Pivot pin - Slave link
16	95 01 406	5	Split pin
17	71 92 308	1	Head pivot tube
18	71 92 316	1	Jaw plate
19	04 23 548	1	Spring dowel
20	92 13 185	1	Bolt
21	71 95 303	1	Hose junction bracket
22	02 11 146	1	Bolt
23	02 11 126	1	Bolt
24	01 41 006	2	Self locking nut
25	71 98 333	1	Hose tray
26	76 50 255	1	Angle ram assembly
27	41665.07	1	Hose cover
28	06.430.18	1	Hose clamp lower
29	06.430.17	1	Hose clamp upper
30	42198.02	2	Stud
31	91 13 005	2	Plain nut
32	91 00 405	2	External serrated washer
33	91 00 105	4	Plain washer
34	91 00 025	2	Special nut

DIPPER - midcut



McCORMEL





McCormel

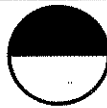
REF. PART NO. QTY DESCRIPTION

MIDCUT -DIPPER ARM AND FITTINGS

1	76 50 258	1	Dipper arm
2	71 36 035	1	Nylon head bush
3	41690.01	6	Bush
4	09 01 121	4	Greaser
5	75 80 023	1	Pivot pin -dipper
6	92 13 107	1	Bolt
7	91 43 007	1	Self locking nut
8	75 60 063	1	Pivot pin -breakaway rod
9	93 13 045	4	Setscrew
10	93 13 075	1	Setscrew
11	91 00 205	3	Spring washer
12	41691.02	1	Pivot pin -angle ram base
13	74 50 251	1	Radius arm front
14	74 50 250	1	Radius arm rear
15	74 50 252	1	Slave link
16	41693.01	1	Pivot pin -angle ram rod
17	71 92 009	1	Pivot pin -slave link
18	95 01 406	4	Split pin
19	71 92 308	1	Head pivot tube
20	71 92 316	1	Jaw plate
21	04 23 548	1	Spring dowel
22	92 13 185	1	Bolt
23	71 95 303	1	Hose junction bracket
24	02 11 146	1	Bolt
25	02 11 126	1	Bolt
26	01 41 006	2	Self locking nut
27	71 98 333	1	Hose tray
28	91 43 005	7	Self locking nut
29	76 50 255	1	Angling ram assembly
30	42229.02	1	Forward extension 1.0m R.Hand
31	42229.01	1	Forward extension 1.0m L.Hand
32	75 60 050	4	Bush
33	09 01 121	2	Greaser
34	75 50 013	1	Pivot pin - tension link
35	93 13 076	1	Bolt
36	91 43 006	1	Self locking nut
37	75 60 064	1	Pivot pin -breakaway base
38	92 13 065	1	Bolt
39	75 50 288	1	Breakaway ram assembly
40	42263.01	1	Rigid pipe assembly
41	92 13 135	2	Bolt
42	91 00 105	4	Plain washer
43	91 00 405	2	Shakeproof washer
44	42024.04	4	Clamp
45	42215.01	2	Spacer
46	42205.03	1	Hose cover
47	93 43 105	2	Capscrew
48	93 13 055	2	Setscrew



REF	PART NO.	QTY	DESCRIPTION
DIPPER SOCKET AND FITTINGS			
1	42217.01	1	Tele dipper socket
2	75 60 050	2	Bush
3	09 01 121	1	Greaser
4	75 60 061	1	Pivot pin - tension link
5	93 13 077	1	Bolt
6	91 43 007	1	Self locking nut
7	75 70 006	1	Pivot pin - tele ram base
8	95 01 406	1	Split pin
9	42211.02	1	Rigid pipe assembly
10	71 97 012	1	Guide rod
11	92 13 125	1	Bolt
12	91 00 205	1	Spring washer
13	42205.02	1	Pipe cover
14	42024.04	4	Hose clamp
15	93 43 105	2	Capscrew
16	91 00 405	2	External shakeproof washer
17	42215.01	2	Spacer
18	92 13 135	2	Bolt
19	91 00 105	4	Plain washer
20	71 36 069	1	Cover plate
21	71 36 315	1	Wear pad carrier - lower
22	71 36 314	3	Wear pad carrier sides and top
23	03 11 065	12	Setscrew
24	01 00 205	12	Spring washer
25	71 36 001	5	Wear pad
26	71 36 058	as reqd	Shim
27	71 36 059	as reqd	Shim
28	92 17 406	1	Bolt
29	91 00 106	1	Plain washer
30	91 43 006	1	Self locking nut
31	71 97 009	1	Spacer
32	75 70 318	1	Tele ram
33	41741.01	1	Edge strip

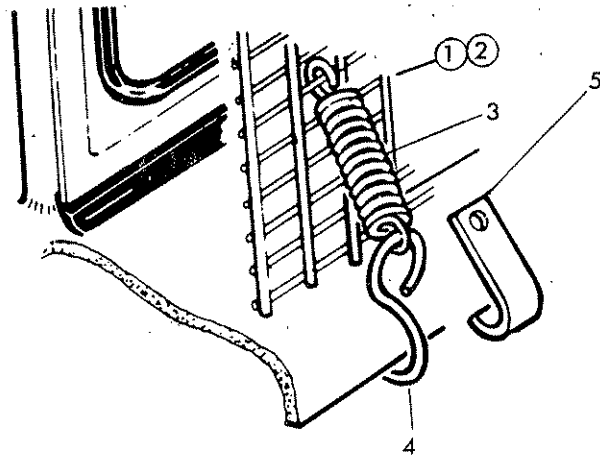
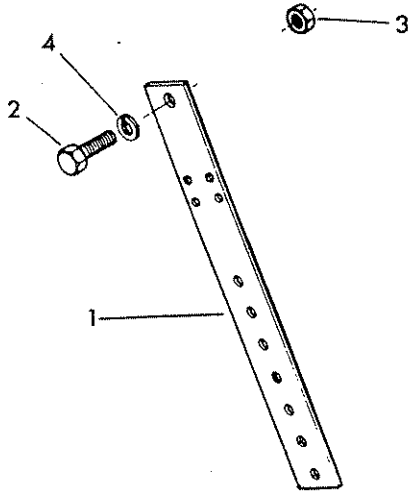


REF	PART NO.	QTY	DESCRIPTION
			DIPPER SLIDER AND FITTINGS -
			continued
	76 50 251	1	Tele dipper
2	71 36 035	2	Nylon head bush
3	41690.01	6	Bush
4	71 36 001	4	Wear pad
5	71 36 058	as reqd	Shim
6	71 36 059	as reqd	Shim
7	93 53 075	4	Socket hd c/sunk screw
8	71 36 148	1	Plastic bung
9	42038.01	1	Pivot pin - tele rod
10	41691.02	1	Pivot pin - angle base
11	74 50 251	1	Radius arm front
12	74 50 250	1	Radius arm rear
13	74 50 252	1	Slave link
14	41693.01	1	Pivot pin - angle rod
15	71 92 009	1	Pivot pin - slave link
16	95 01 406	5	Split pin
17	71 92 308	1	Head pivot tube
18	71 92 316	1	Jaw plate
19	04 23 548	1	Spring dowel
20	92 13 185	1	Bolt
21	91 43 005	8	Self locking nut
22	71 95 303	1	Hose junction bracket
23	02 11 146	1	Bolt
24	02 11 126	1	Bolt
25	01 41 006	2	Self locking nut
26	71 98 333	1	Hose tray
27	93 13 045	3	Setscrew
28	09 01 121	4	Greaser
29	76 50 255	1	Angling ram assembly
30	93 13 075	1	Setscrew

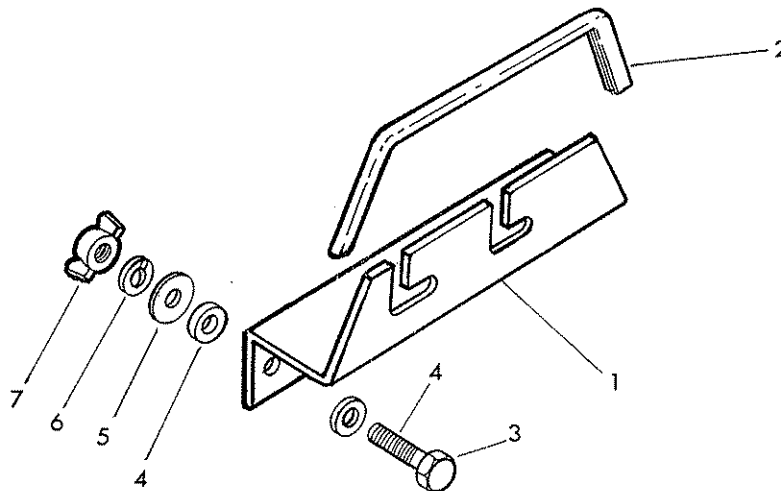
**CONTROL MOUNTING
OPERATOR GUARD**



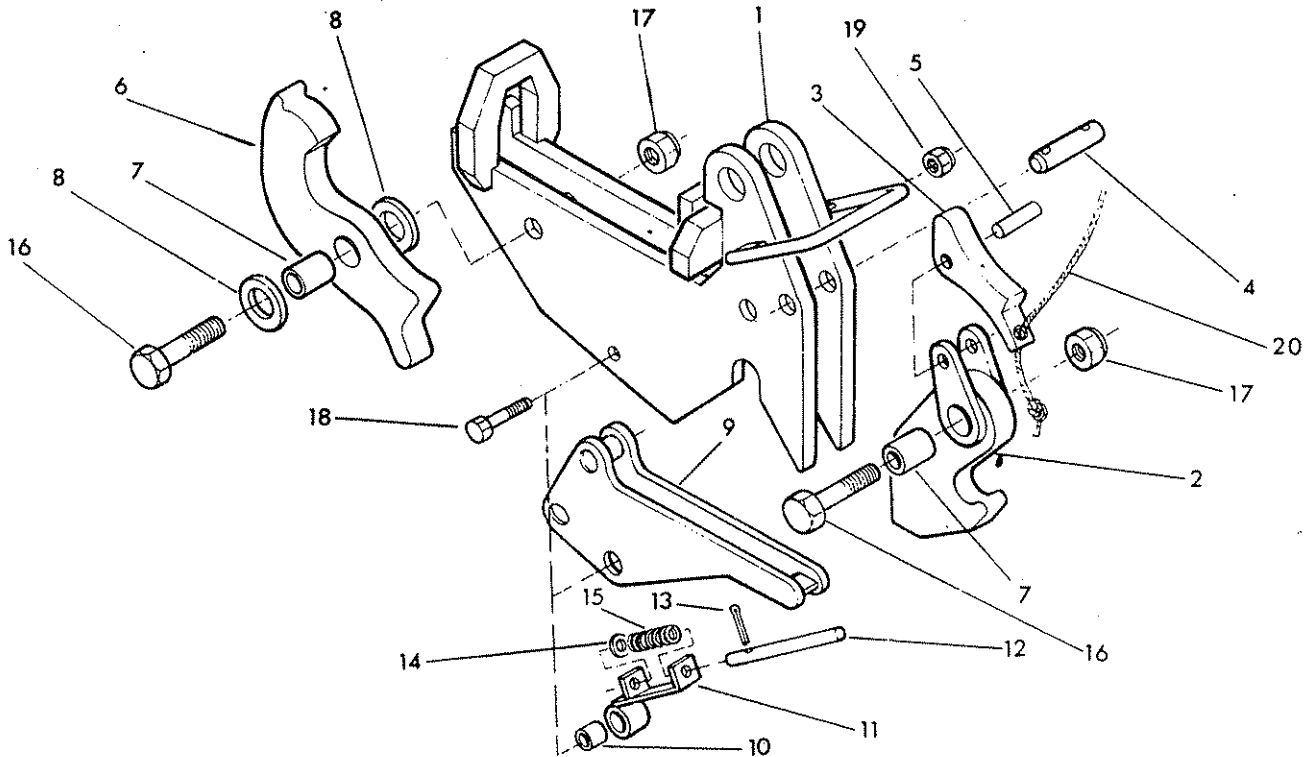
McCORMEL



Ref.	Part No.	Qty.	Description
	71-09-319		CONTROL MOUNTING ASSEMBLY
1	71-09-146	1	Pillar including
2	93-11-086	1	Setscrew
3	01-11-006	1	Nut
4	01-00-206	1	Spring washer
	73-13-324		CAB GUARD KIT
1	73-13-049	1	Guard panel - large
2	73-13-050	1	Guard panel - small
3	60-01-064	12	Spring
4	60-01-065	6	Hook
5	73-13-051	6	Hook



Ref	Part No	Qty	Description
			CONTROL UNIT MOUNTING ASSY
1	03.583.01	1	Bracket
2	03.231.02	1	Rubber edge strip
3	93 13 094	2	Setscrew
4	03.152.01	4	Rubber washer
5	91 00 104	2	Plain washer
6	91 00 204	2	Spring washer
7	91 93 004		Wingnut

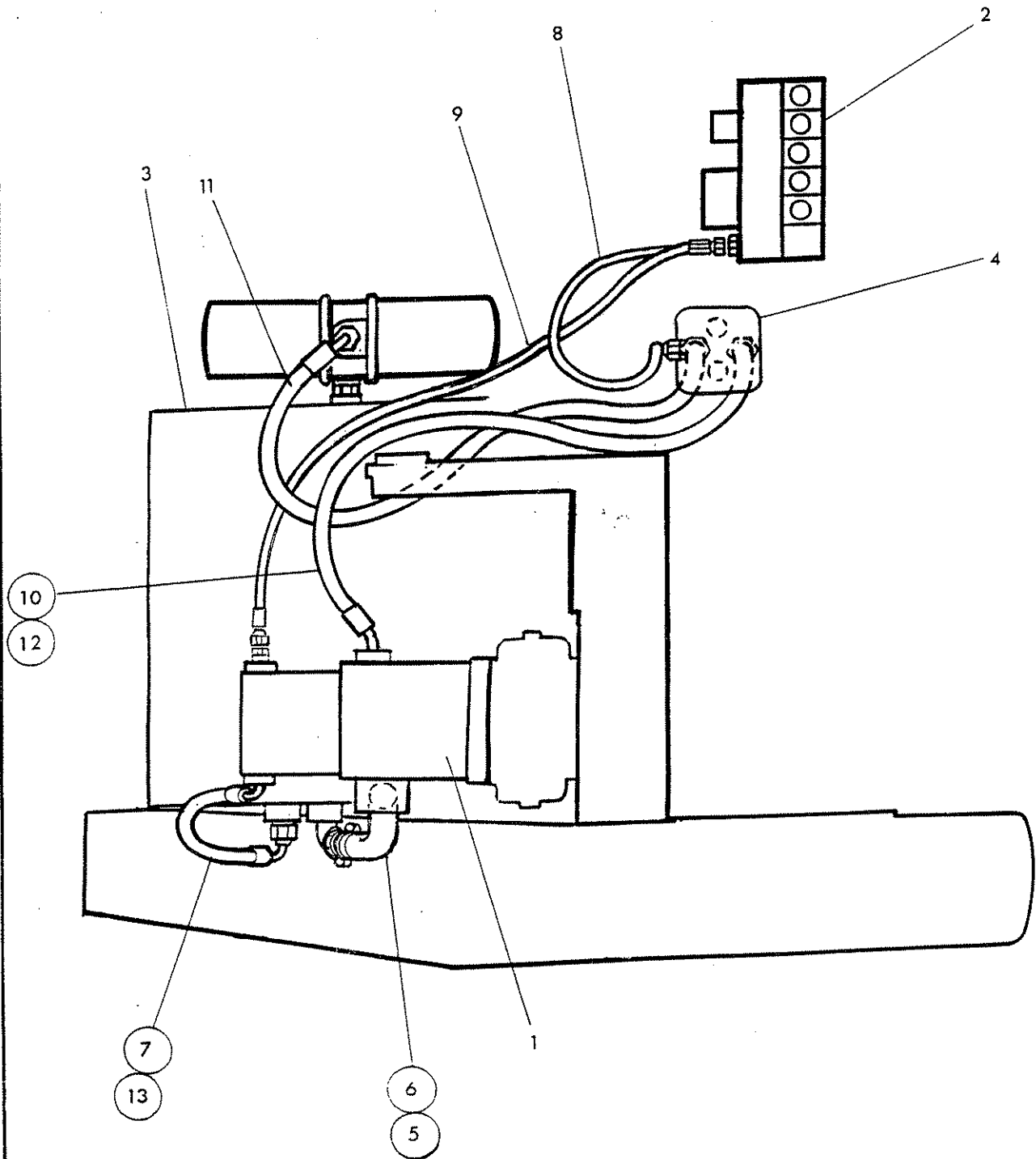


Ref.	Part No.	Qty.	Description
	20-20-999		CATCH ASSEMBLY
1	20-20-901	1	Catch body
2	20-20-902	1	Hitch hook
3	20-20-903	1	Hook release
4	20-20-904	1	Locking pin
5	20-20-906	1	Pivot - hook release
6	20-20-907	1	Plate latch
7	20-20-908	2	Pivot sleeve
8	20-20-909	2	Spacer - plate latch
9	20-20-910	1	Catch lock
10	20-20-911	1	Sleeve - spring rocker
11	20-20-912	1	Spring rocker
12	20-20-913	1	Spring shaft
13	95-01-325	1	Split pin
14	91-00-105	1	Plain washer
15	20-20-914	1	Spring
16	92-13-188	2	Bolt
17	91-43-008	2	Self locking nut
18	92-13-166	1	Bolt
19	91-43-006	1	Self locking nut
20	20-20-915	1	Release cord

**HOSE INSTALLATION -
Primary circuits - all models**




McCONEL



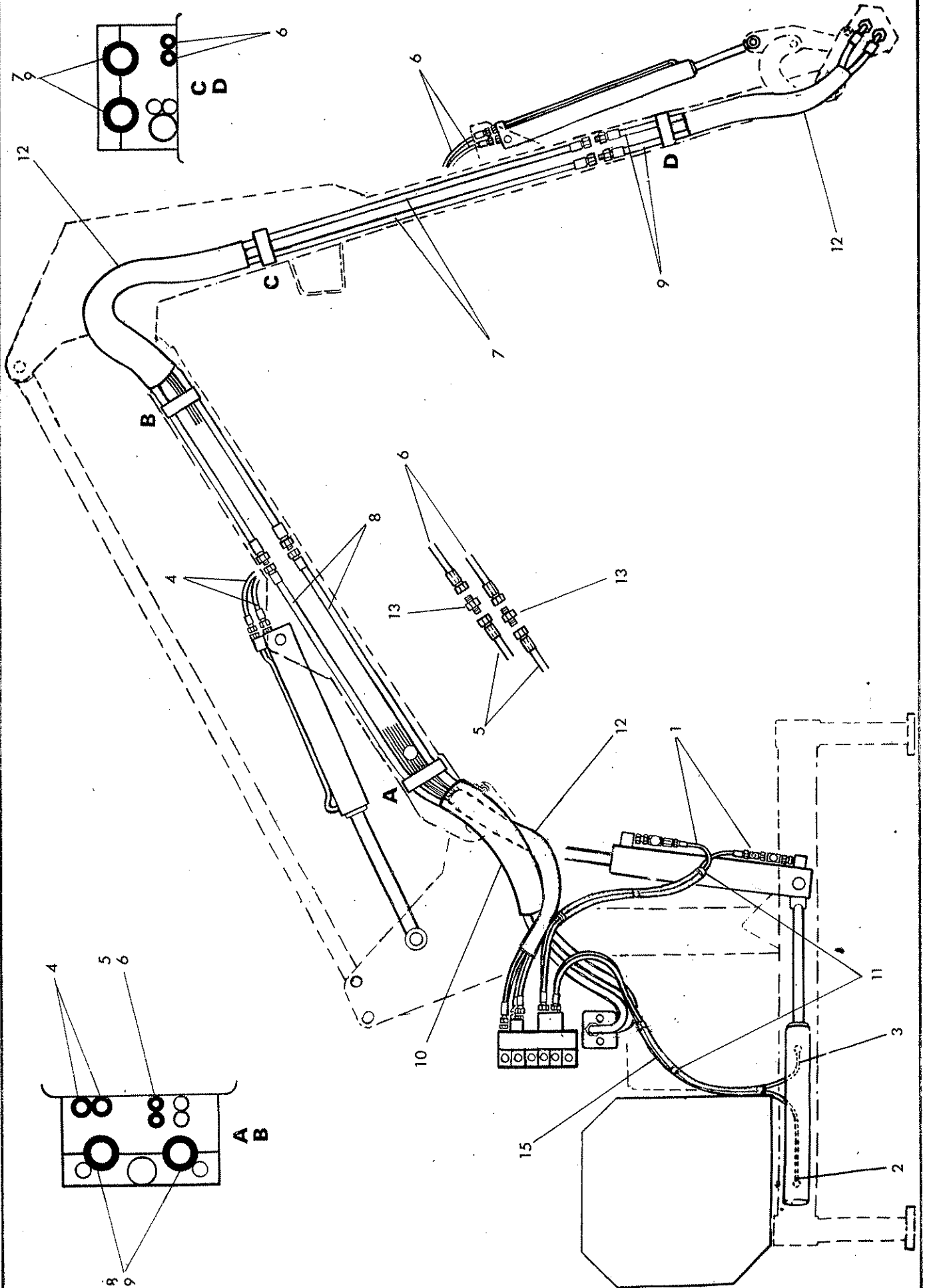


REF	PART NO.	QTY	DESCRIPTION
			HOSE INSTALLATION FOR PRIMARY CIRCUIT - ALL MODELS
1			Pump
2			Control valve
3			Hydraulic tank
4			Rotor control valve
5	09 04 107	4	Hose clip
6	85 01 252	1	Hose 1 1/2 bore x 14" long Suction R.Hand
	85 01 188	1	Hose 1 1/2 bore x 16" long Suction L.Hand
7	85 01 264	1	Hose 1" BSP - 3/4 SAE x 17" long - Suction
8	10.006.14	1	Hose 1/2 BSP x 700 long Valve - R.C. Valve
9	10 006.20	1	Hose 1/2 BSP x 1000 long pump press - valve
10	85 01 263	1	Hose 1" BSP SAE x 1200 long pump - R.C. valve
11	10.012.23	1	Hose 1" BSP x 1300 long - R.C. valve - tank
12	86 00 124	1	'O' ring
13	86 00 119	1	O ring

HOSE INSTALLATION -
Service circuits -



McCONEL



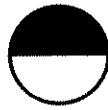


REF PART NO. QTY DESCRIPTION

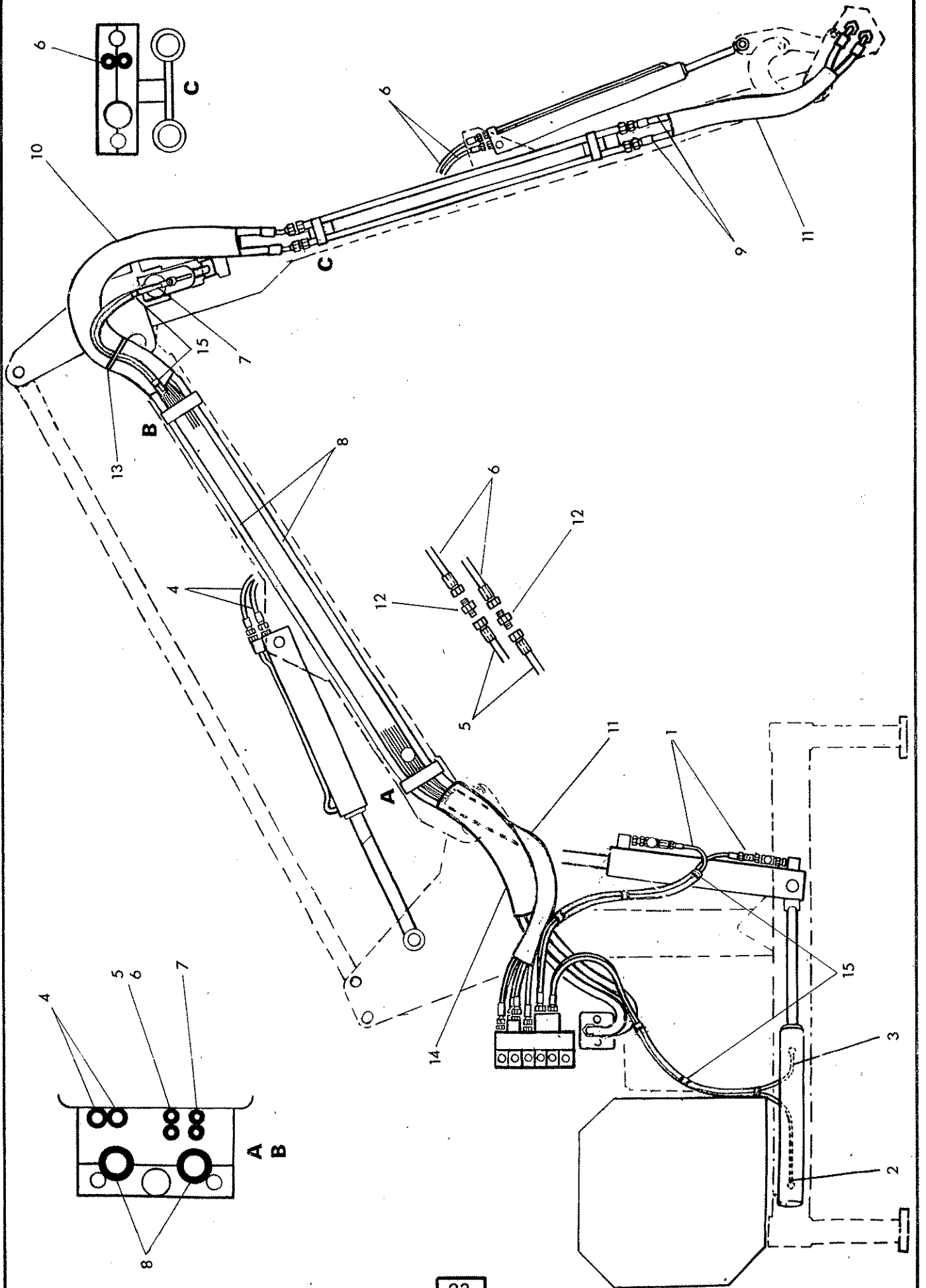
HOSE INSTALLATION SERVICE CIRCUITS 5000

1	10.003.22	2	Hose 3/8 BSP x 1200 long Lift
2	10.002.26	1	Hose 1/4 BSP x 1600 long Slew base
3	10.002.24	1	Hose 1/4 BSP x 1400 long Slew gland
4	10.003.32	2	Hose 3/8 BSP x 2200 long Reach
5	10.001.23	2	Hose 1/4 BSP x 1300 long valve-angle Union
6	10.001.36	2	Hose 1/4 BSP x 2600 long Union angle
7	42248.30	2	Hose 1" BSP x 2000 long Dipper pivot
8	41348.32	2	Hose 1" BSP x 2200 long R.C.Valve
9	41349.22	2	Hose 1" BSP x 1200 long - junction bracket
10	75 50 065	1	Hose sleeve x 20" long
11	71 35 084	6	Hose tie
12	75 50 063	3	Hose sleeve x 30" long
13	85 81 169	1	Union 1/4 BSP MM

HOSE INSTALLATION -
Service circuits -



McCONEL






REF PART NO. QTY DESCRIPTION

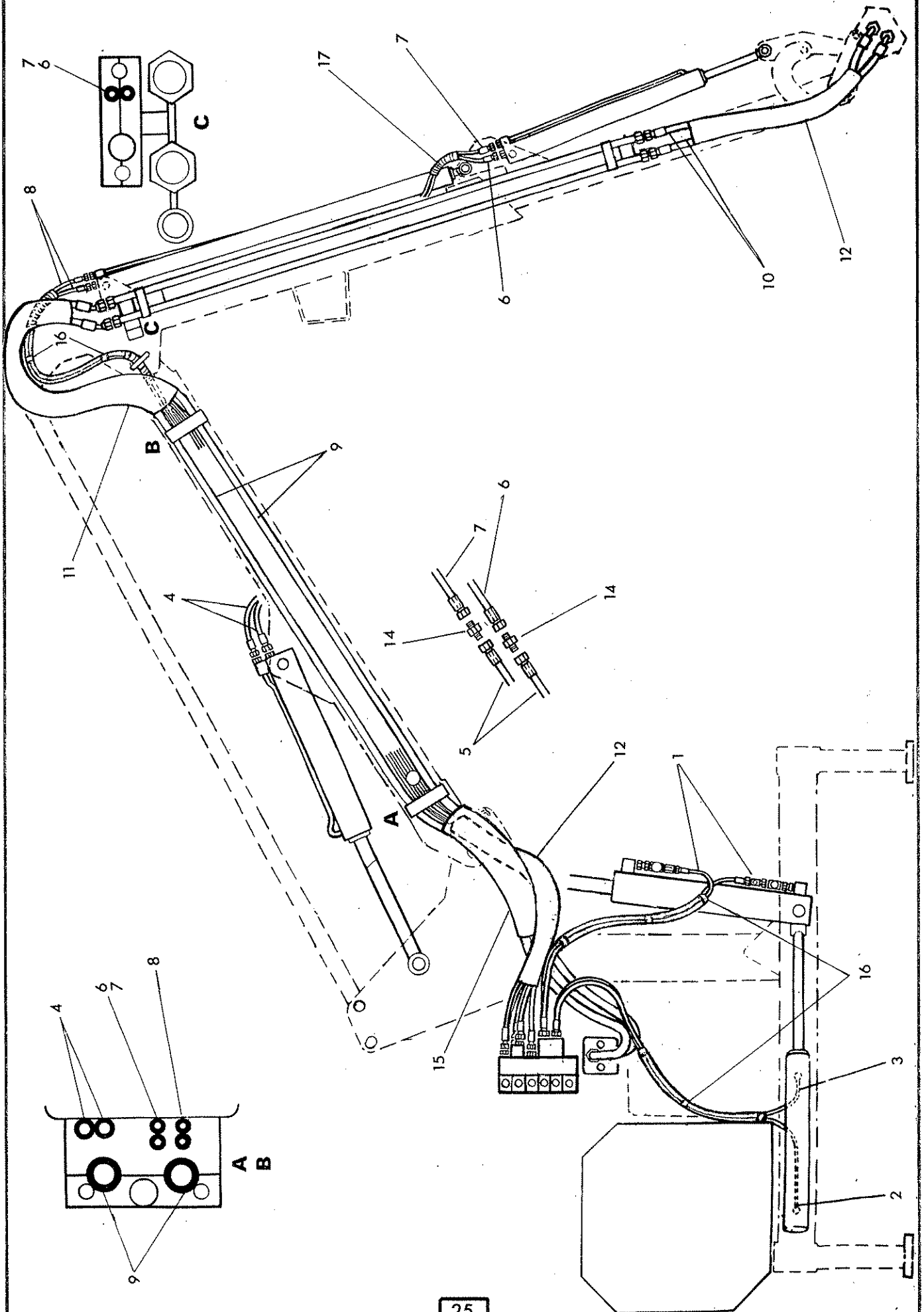
HOSE INSTALLATION SERVICE CIRCUITS 5000M

1	10.003.22	2	Hose 3/8 BSP x 1200 long Lift
2	10.002.26	1	Hose 1/4 BSP x 1600 long Slew base
3	10.002.24	1	Hose 1/4 BSP x 1400 long Slew gland
4	10.003.32	2	Hose 3/8 BSP x 2200 long Reach
5	10.001.23	2	Hose 1/4 BSP x 1300 long valve-angle Union
6	10.001.42	2	Hose 1/4 BSP x 3200 long Union angle
7	10.001.39	2	Hose 1" BSP x 2900 long midcut
8	41350.52	2	Hose 1" BSP x 4200 long R.C.Valve-pipes
9	85 01 226	2	Hose 1" BSP x 34" long pipes -bracket
10	75 50 026	1	Hose sleeve x 66" long
11	75 50 063	2	Hose sleeve x 30" long
12	85 81 169	1	Union 1/4 BSP MM
13	71 96 045	1	Hose tie
14	75 50 065	1	Hose sleeve 20" long
15	71 35 084	8	Hose tie

HOSE INSTALLATION -
Service circuits -



McCONEL



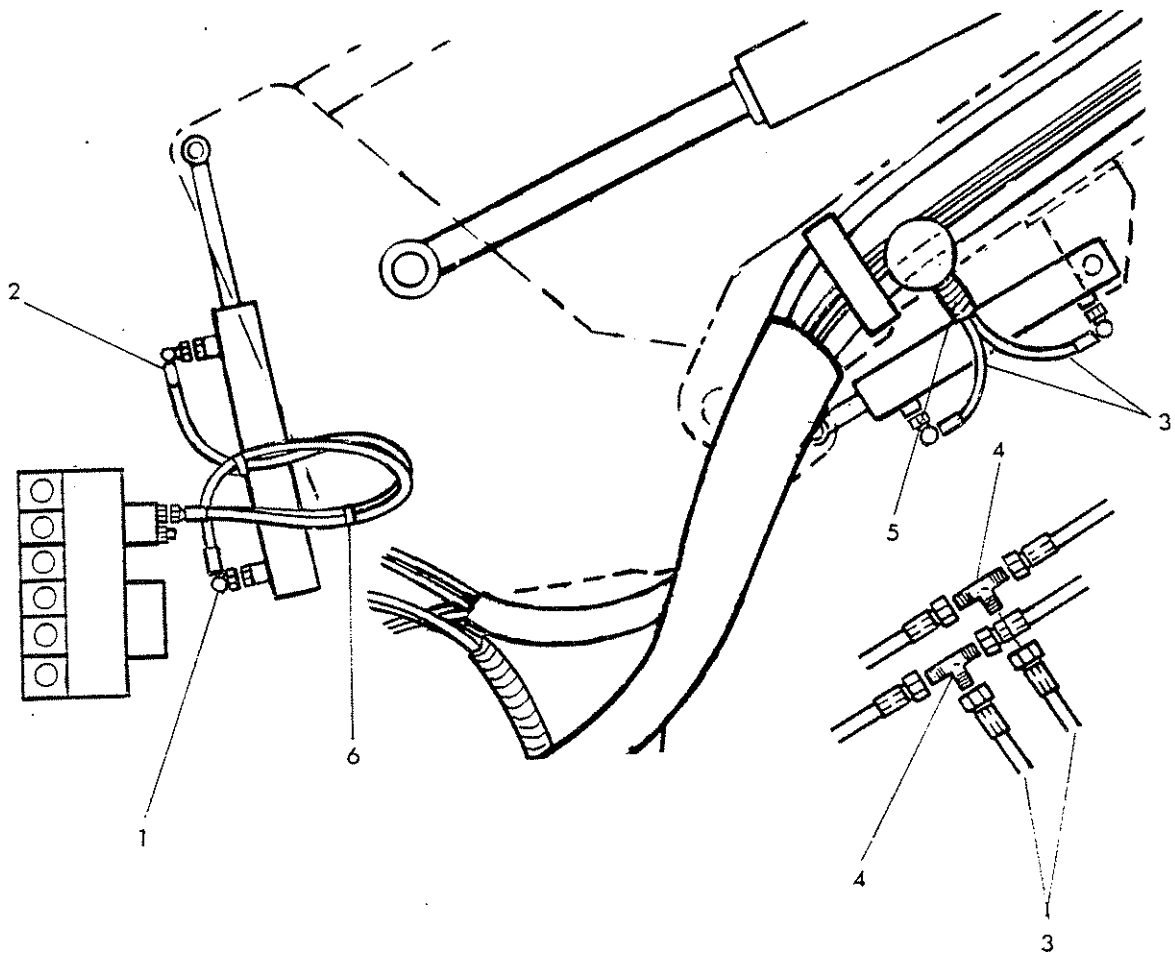



REF	PART NO.	QTY	DESCRIPTION
HOSE INSTALLATION SERVICE CIRCUITS 500T			
1	10.003.22	2	Hose 3/8 BSP x 1200 long Lift
2	10.002.26	1	Hose 1/4 BSP x 1600 long Slew base
3	10.002.24	1	Hose 1/4 BSP x 1400 long Slew gland
4	10.003.32	2	Hose 3/8 BSP x 2200 long Reach
5	10.001.23	2	Hose 1/4 BSP x 1300 long valve-angle Union
6	10.017.45	1	Hose 1/4 BSP x 3500 long Union angle base
7	10.001.45	1	Hose 1/4 BSP x 3500 long Union-angle gland
8	10.001.45	2	Hose 1/4 BSP x 3500 long Tele
9	41350.50	2	Hose 1" BSP x 4000 long R.C. valve-pipes
10	85 01 226	2	Hose 1" BSP x 34" long pipes -bracket
11	75 50 026	1	Hose sleeve x 66" long
12	75 50 063	2	Hose sleeve x 30" long
13		4	Hose armour coil 3/8 dia x 6" wrapped length
14	85 81 169	1	Union 1/4 BSP MM
15	75 50 065	1	Hose sleeve 20" long
16	71 35 084	8	Hose tie

**HOSE INSTALLATION -
Service circuits -AHC variations**



McCONEL

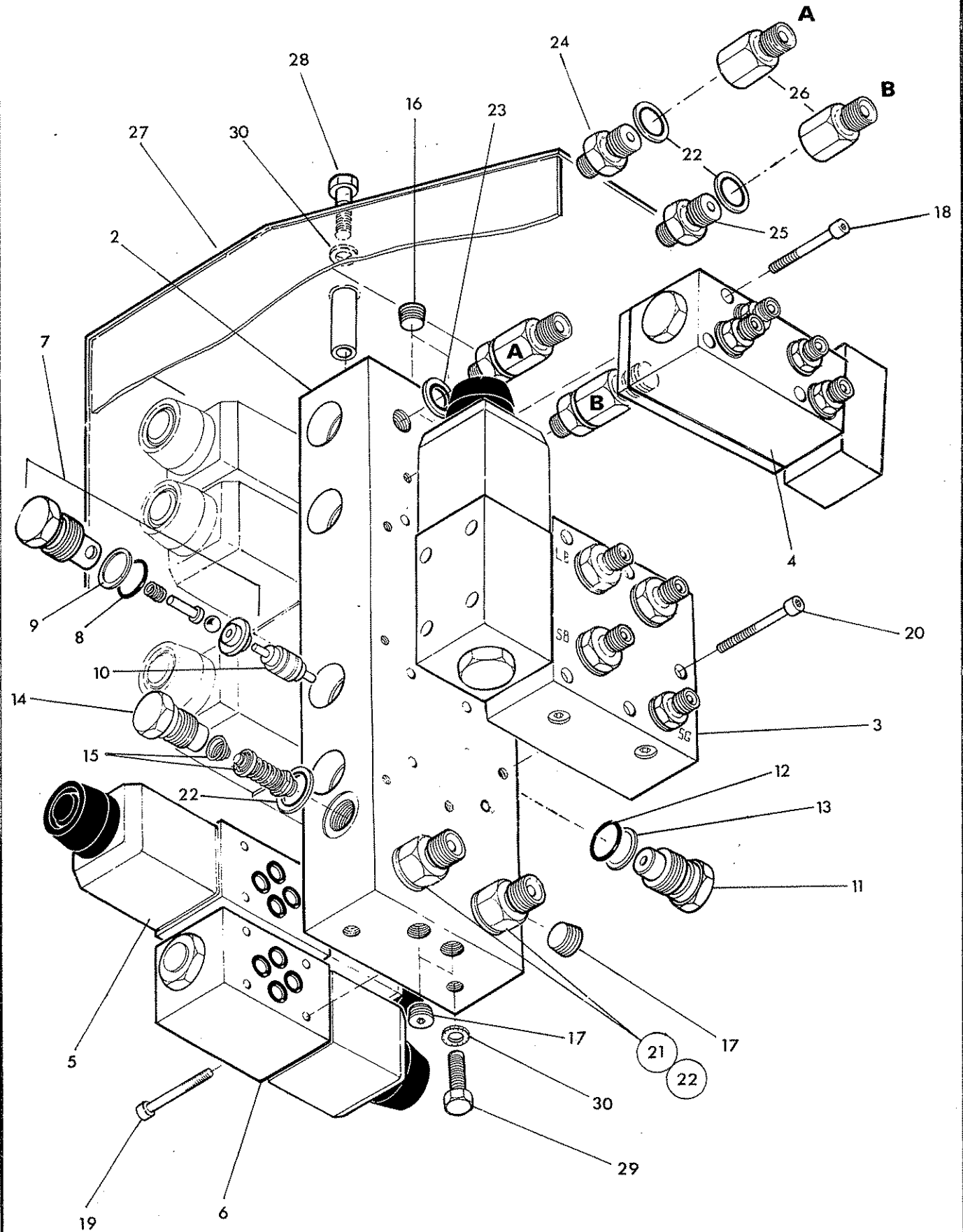




REF	PART NO.	QTY	DESCRIPTION
-----	----------	-----	-------------

**HOSE INSTALLATION - AHC
VARIATIONS**

1	10.002.15	1	Hose 1/4 BSP x 750 lg Lift comp base
2	10.002.18	1	Hose 1/4 BSP x 900 lg Lift comp gland
3	10.002.12	2	Hose 1/4 BSP x 600 lg Reach comp
4	85 81 320	2	Tee 1/4 BSP MMM
5		1	Hose armour coil 3/8 dia x 6" wrapped length
6	71 35 084	2	Hose tie





REF	PART NO.	QTY.	DESCRIPTION
-----	----------	------	-------------

STD. ARM CONTROL VALVE

1	81 30 600	1	Solenoid/manifold assy - non AHC compr:
	81 30 602	1	Solenoid/manifold assy - AHC compr:-
2	81 32 268	1	Manifold block
3		1	Slew circuit valve
4		1	Hose plate or compensator valve
5		4	Double solenoid valve
6		1	Single solenoid valve
7	81 30 090	7	Check valve assembly
8	87 00 644	1	Check valve 'O' ring
9	87 09 644	1	Check valve anti extrusion ring
10	81 30 087	4	Actuator
11	81 30 078	1	Check valve blank
12	87 00 644	1	'O' ring
13	87 09 644	1	Anti extrusion ring
14	81 30 032	1	Relief valve cap
15	81 30 029	1	Relief valve c/w spring - 175 bar
16	85 82 042	3	Taper plug
17	85 82 043	2	Taper plug
18	92 43 082	5	Socket head cap screw
19	92 43 062	20	Socket head capscrew
20	92 43 102	4	Socket head capscrew
21	60 00 112	2	Union
22	86 50 103	5	Bonded seal
23	86 50 102	2	Bonded seal
24	81 30 046	1	Restrictor union A
25	81 30 048	1	Restrictor union C
26	85 81 346	2	Restrictor housing
27	42221 .01	1	Valve cover
28	92 13 125	2	Bolt
29	93 13 055	2	Setscrew
30	91 00 205	4	Spring washer

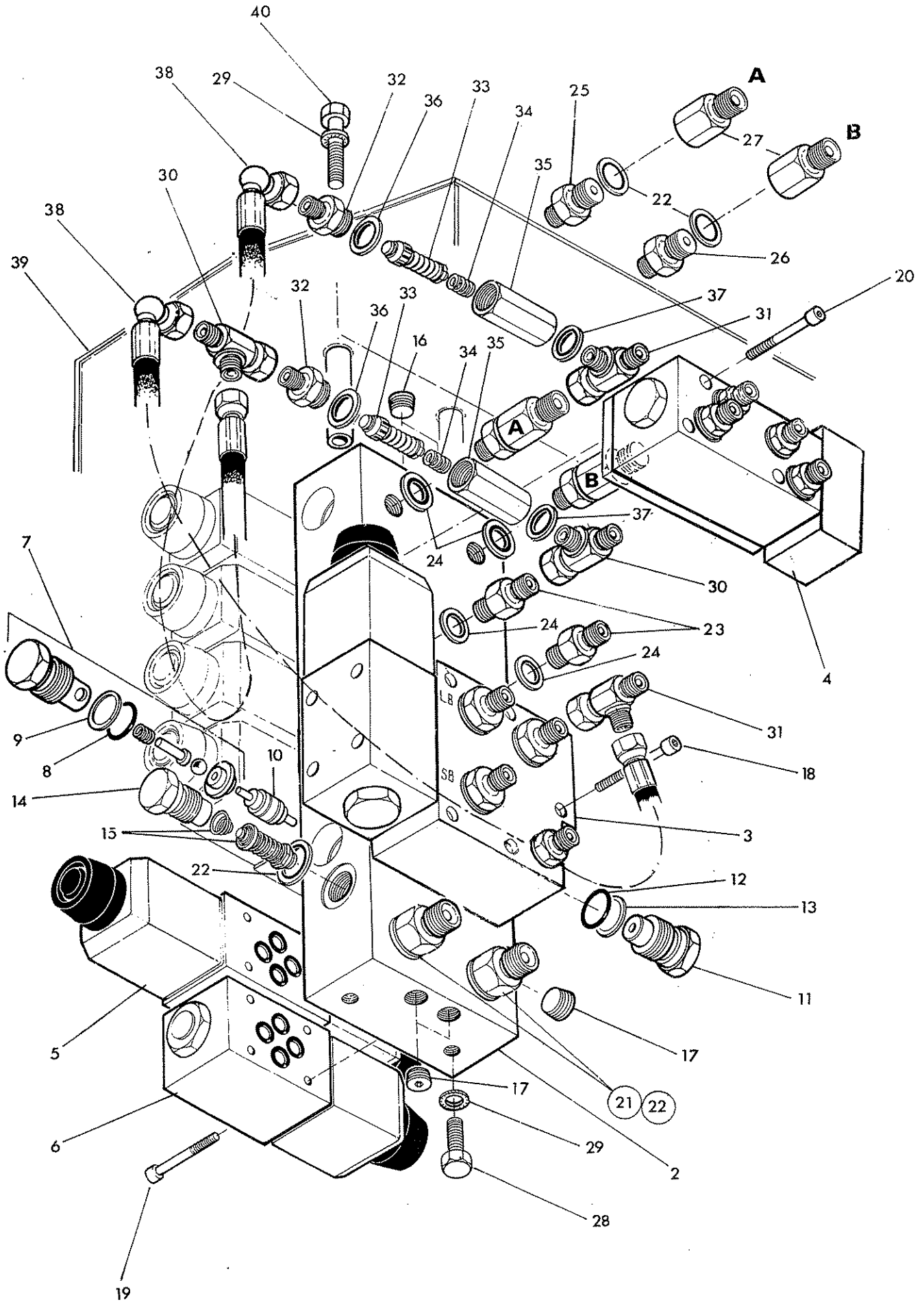
86 99 197

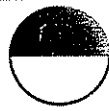
SEAL KIT

CONTROL VALVE - midcut



McCORMEL

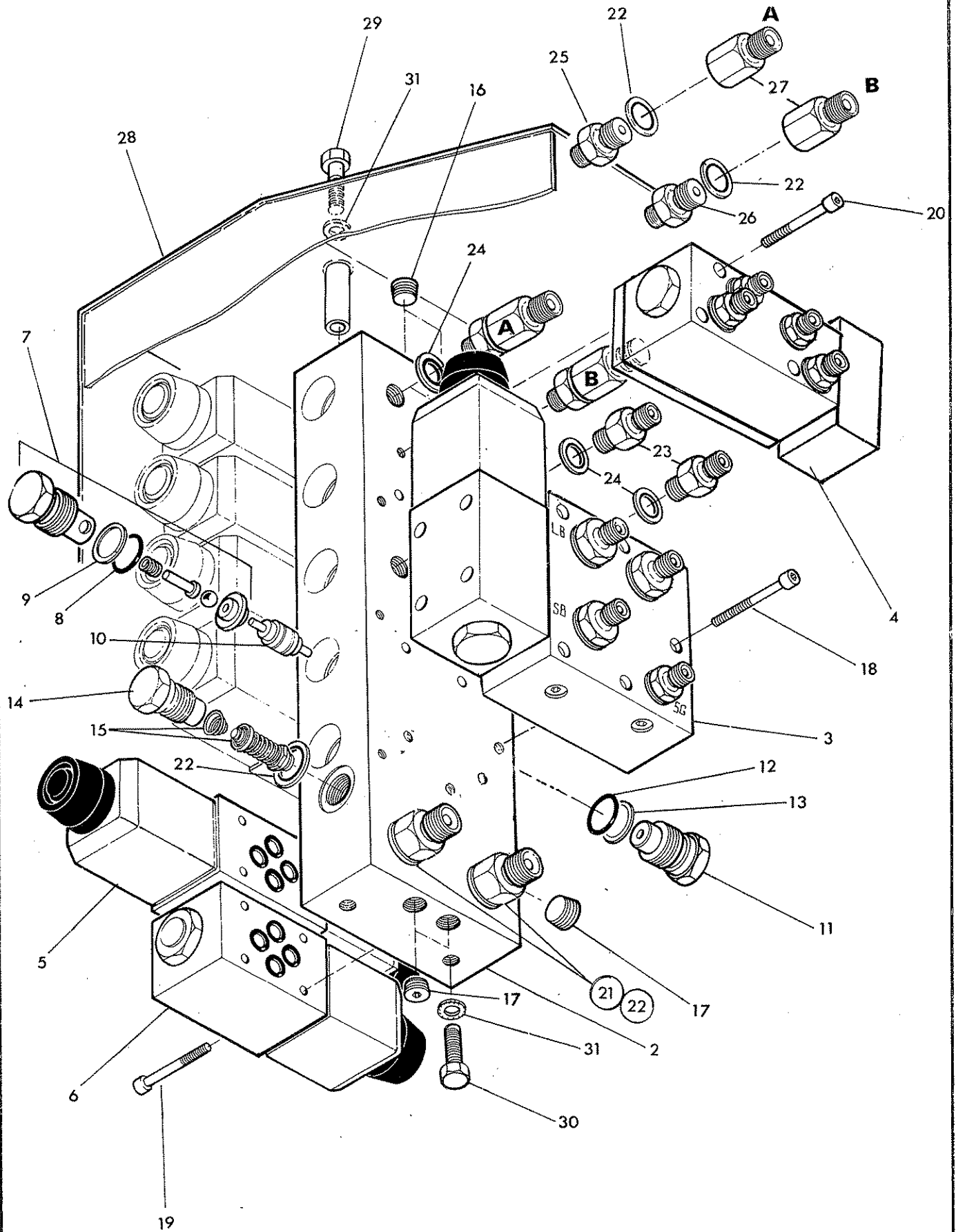
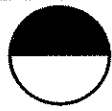




REF	PART NO.	QTY	DESCRIPTION
CONTROL VALVE - MIDCUT ARM			
1	81 30 604	1	Solenoid/manifold assy -non AHC-compr:
	81 30 606	1	Solenoid/manifold assy -AHC compr:
2	81 32 269	1	Manifold block
3		1	Slew circuit valve
4		1	Hose plate or AHC valve
5		5	Double solenoid valve
6		1	Single solenoid valve
7	81 30 090	9	Check valve assembly
8	87 00 644	1	Check valve 'O' ring
9	87 09 644	1	Check valve anti extrusion ring
10	81 30 087	5	Actuator
11	81 30 078	1	Check valve blank
12	87 00 644	1	'O' ring
13	87 09 644	1	Anti extrusion ring
14	81 30 032	1	Relief valve cap
15	81 30 029	1	Relief valve c/w spring -175 bar
16	85 82 042	3	Taper plug
17	85 82 043	2	Taper plug
18	92 43 082	5	Socket head cap screw
19	92 43 062	24	Socket head cap screw
20	92 43 102	4	Socket head cap screw
21	60 00 112	2	Adaptor
22	86 50 103	2	Bonded seal
23	85 81 279	2	Extended union
24	86 50 102	4	Bonded seal
25	81 30 046	1	Restrictor union A
26	81 30 048	1	Restrictor union C
27	85 81 346	2	Restrictor housing
28	93 13 055	2	Set screw
29	91 00 205	2	Spring washer
30	85 81 254	2	T piece
31	04-056-16	2	T piece
32	81 30 083	2	Relief valve body
33	81 30 029	2	Relief valve 190 Bar
34	81 16 011	2	Spring
35	81 30 156	2	Relief valve housing
36	86 50 104	2	Bonded seal
37	86 50 102	2	Bonded seal
38	85 35 102	2	Hose 1/4 BSP x 17" long SF-90F
39	42221.01	1	Valve cover
40	92 13 125	2	Bolt
41	93 13 055	2	Set screw
42	91 00 205	2	Spring washer

86 99 197

SEAL KIT





REF	PART NO.	QTY	DESCRIPTION
CONTROL VALVE - TELE ARM			
1	81 30 604	1	Solenoid/manifold assy -non AHC-compr:
	81 30 606	1	Solenoid/manifold assy -AHC compr:
2	81 32 268	1	Manifold block
3		1	Slew circuit valve
4		1	Hose plate or AHC valve
5		5	Double solenoid valve
6		1	Single solenoid valve
7	81 30 090	9	Check valve assembly
8	87 00 644	1	Check valve 'O' ring
9	87 09 644	1	Check valve anti extrusion ring
10	81 30 087	5	Actuator
11	81 30 078	1	Check valve blank
12	87 00 644	1	'O' ring
13	87 09 644	1	Anti extrusion ring
14	81 30 032	1	Relief valve cap
15	81 30 029	1	Relief valve c/w spring -.175 bar
16	85 82 042	3	Taper plug
17	85 82 043	2	Taper plug
18	92 43 082	5	Socket head cap screw
19	92 43 062	24	Socket head cap screw
20	92 43 102	4	Socket head cap screw
21	60 00 112	2	Adaptor
22	86 50 103	2	Bonded seal
23	85 81 279	2	Extended union
24	86 50 102	4	Bonded seal
25	81 30 046	1	Restrictor union A
26	81 30 048	1	Restrictor union C
27	85 81 346	2	Restrictor housing
28	42221.01	1	Valve cover
29	92 13 125	2	Bolt
30	93 13 055	2	Setscrew
31	91 00 205	4	Spring washer

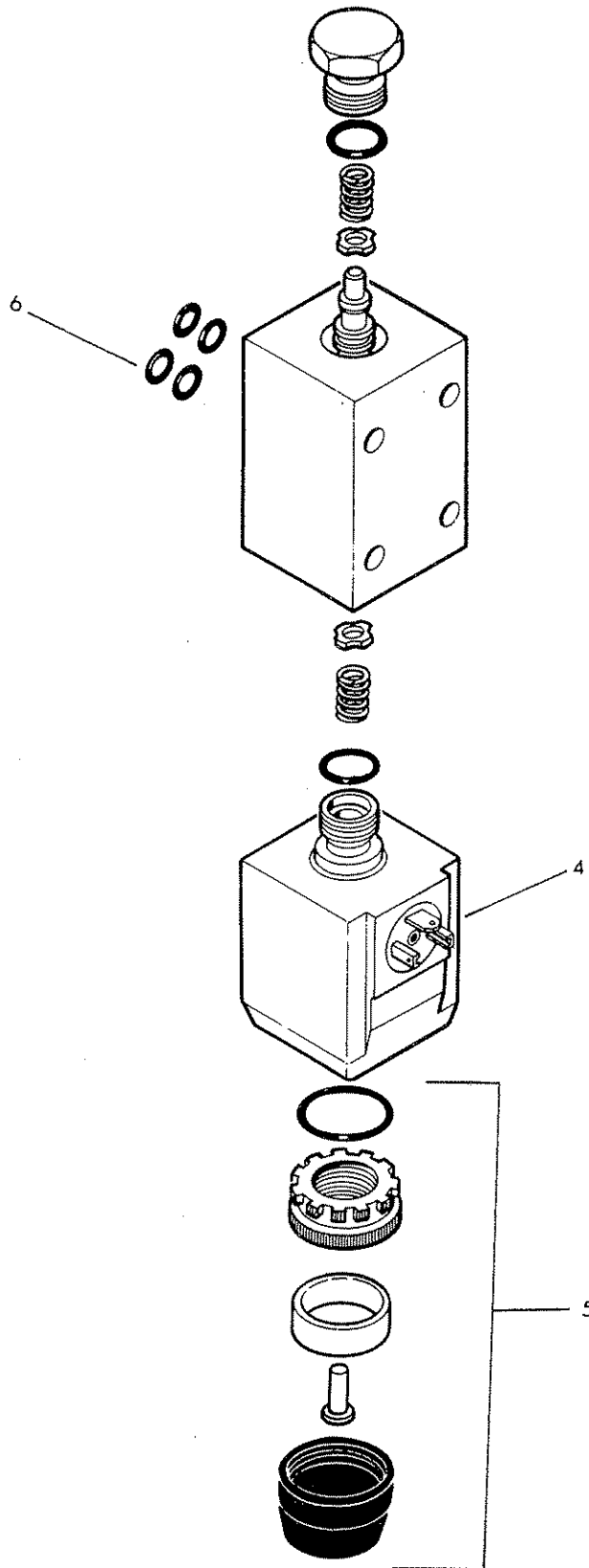
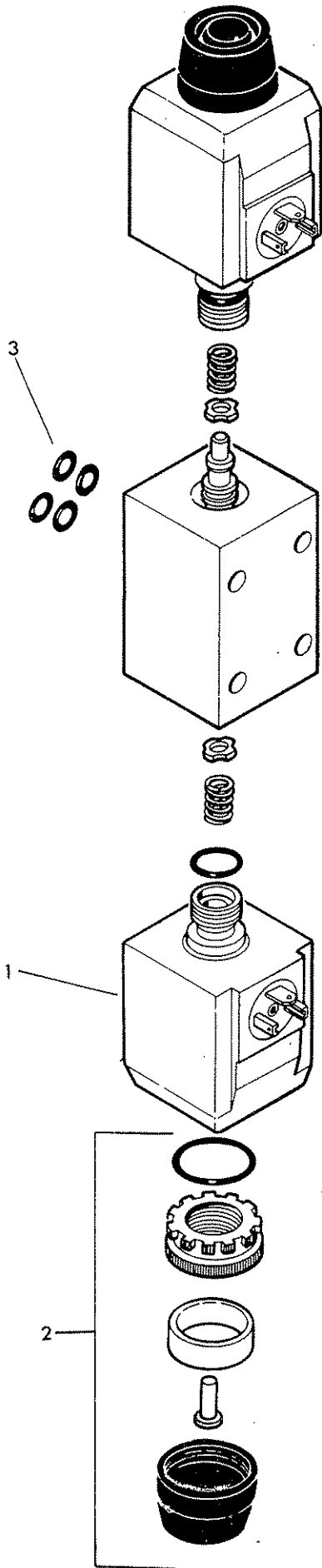
86 99 197

SEAL KIT

SOLENOIDS



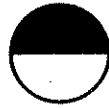
McCORMEL



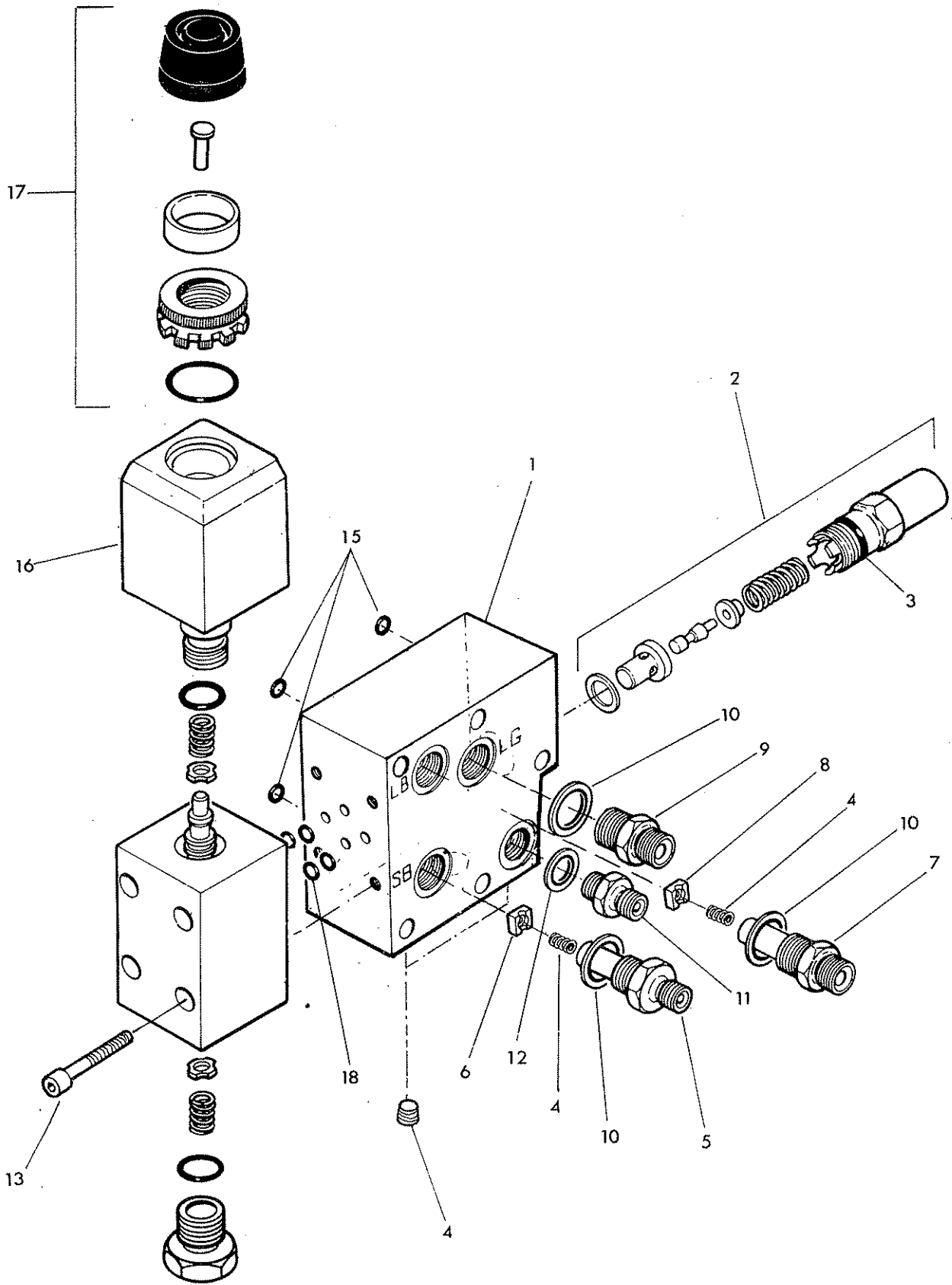


REF	PART NO.	QTY	DESCRIPTION
	81 30 455		DOUBLE SOLENOID VALVE
1	81 30 175	2	Coil
2	81 30 176	2	Manual override kit
3	86 00 107	4	'O' ring
	81 30 456		SINGLE SOLENOID VALVE
4	81 30 175	1	Coil
5	81 30 176	1	Manual override kit
6	86 00 107	4	'O' ring
	86 99 224		SEAL KIT

SLEW VALVE



McCormick






REF	PART NO.	QTY	DESCRIPTION
SLEW VALVE ASSEMBLY			
1	81 30 348	1	Valve block
2	81 30 145	1	Relief valve assembly - 210 bar
3	86 00 113	1	Relief valve 'O' ring
4	81 16 011	2	Spring
5	85 81 210	1	Special union
6	81 23 041	1	Restrictor disc - red
7	85 81 345	1	Special union
8	81 23 044	1	Restrictor disc
9	60 00 113	1	Union
10	86 50 103	3	Bonded seal
11	85 81 169	1	Union
12	86 50 102	1	Bonded seal
13	92 43 062	4	Capscrew socket head
14	85 82 041	4	Plug
15	87 00 511	6	'O' ring
	81 30 457	1	Single solenoid valve incl:
16	81 30 175	1	Coil
17	81 30 176	1	Manual override kit
18	86 00 107	4	'O' ring

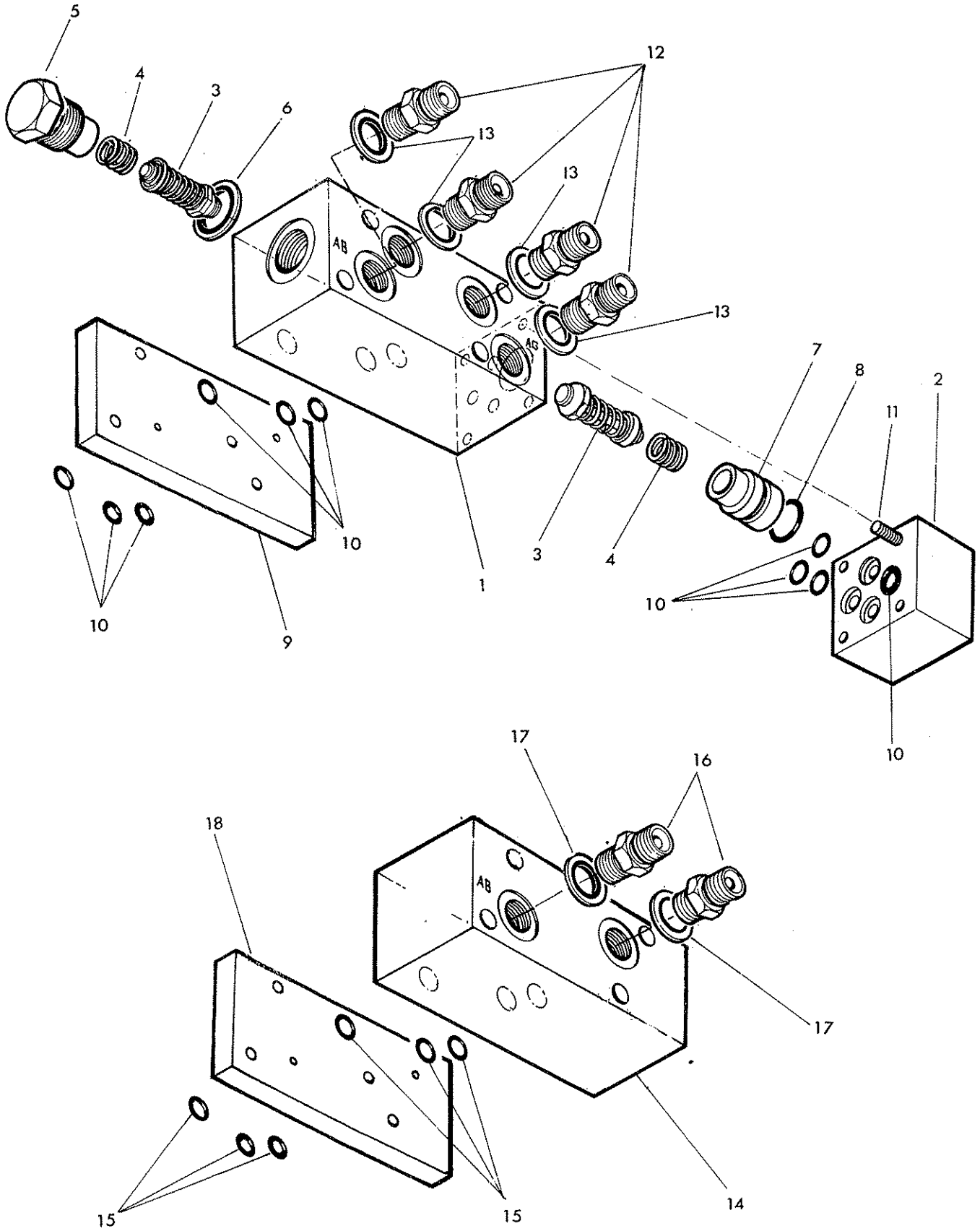
86 99 224

SOLENOID SEAL KIT

COMPENSATOR VALVE
HOSE PLATE

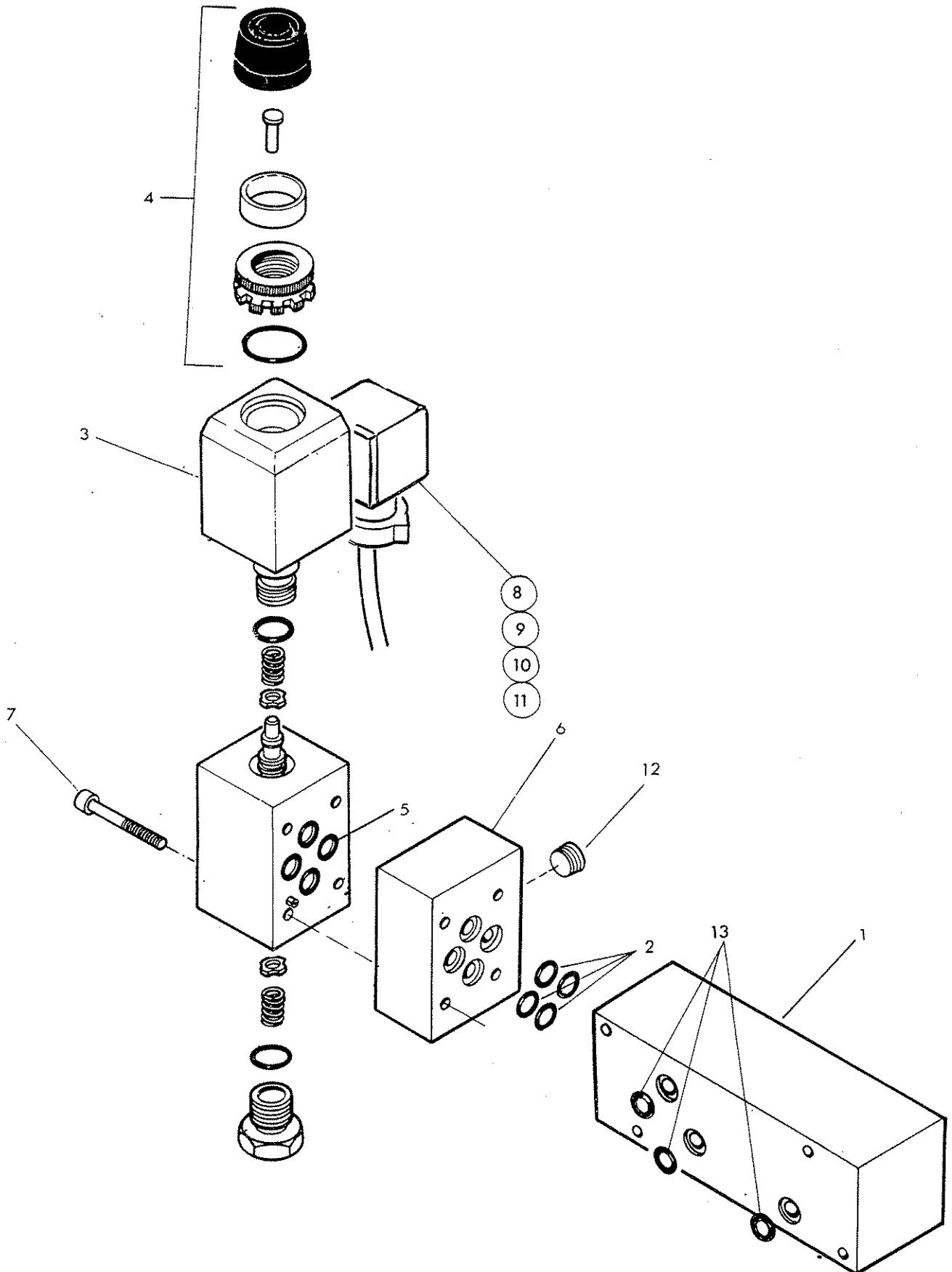



McCormel





REF	PART NO.	QTY.	DESCRIPTION
HEAD COMPENSATOR VALVE			
1	81 30 361	1	Valve block
2	81 30 139	1	Blanking plate
3	81 30 124	2	Relief valve - 140 bar
4	81 16 011	2	Spring
5	81 30 032	1	Relief valve cap
6	86 50 103	1	Bonded seal
7	81 30 140	1	Valve plug
8	86 00 109	1	'O' ring
9	81 30 439	1	Restrictor plate
10	87 00 511	10	'O' ring
11	92 43 062	4	Capscrew socket head
12	85 81 169	4	Adaptor
13	86 50 102	4	Bonded seal
HOSE PLATE			
14	81 30 322	1	Hose plate
15	87 00 511	6	'O' ring
16	85 81 169	2	Union
17	86 50 102	2	Bonded seal
18	81 30 439	1	Restrictor plate

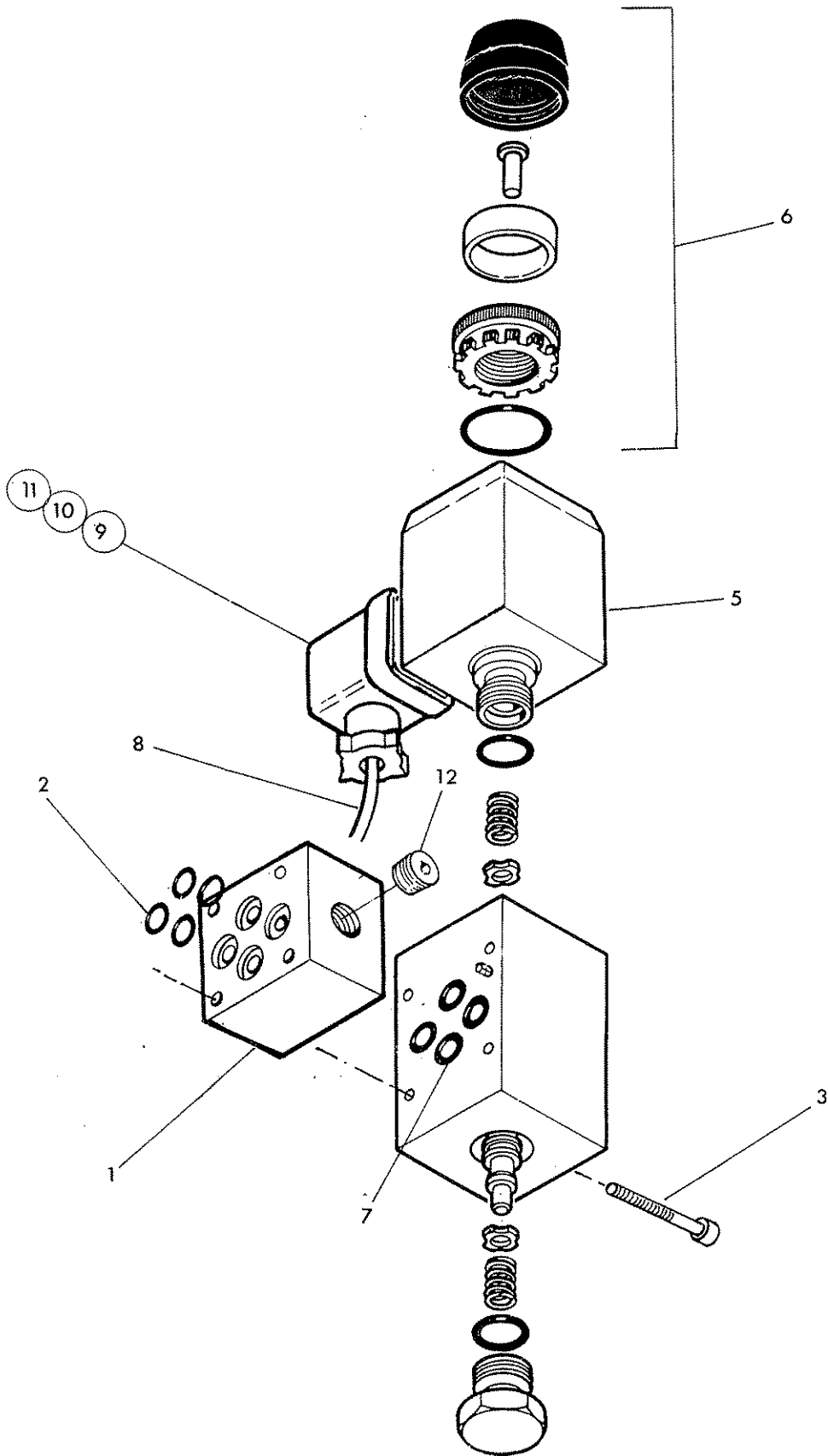




REF	PART NO.	QTY	DESCRIPTION
			ANGLE FLOAT VALVE - for non AHC models
1	81 30 323	1	Float valve block
2	87 00 511	4	'O' ring
	81 30 457	1	Angle float solenoid incl:
3	81 30 175	2	Coil
4	81 30 176	1	Manual override kit
5	86 00 107	4	'O' ring
6	81 26 280	1	Bridging plate
7	92 43 102	4	Setscrew socket headed
8	84 02 338	1	Wiring harness incl. plug+gasket
9	07.835.04	1	Plug c/w screw + gasket
10	07.835.03	1	Screw
11	07.835.02	1	Gasket
12	85 82 041	1	Plug
13	87 00 511	3	'O' ring

86 99 224

SOLENOID SEAL KIT



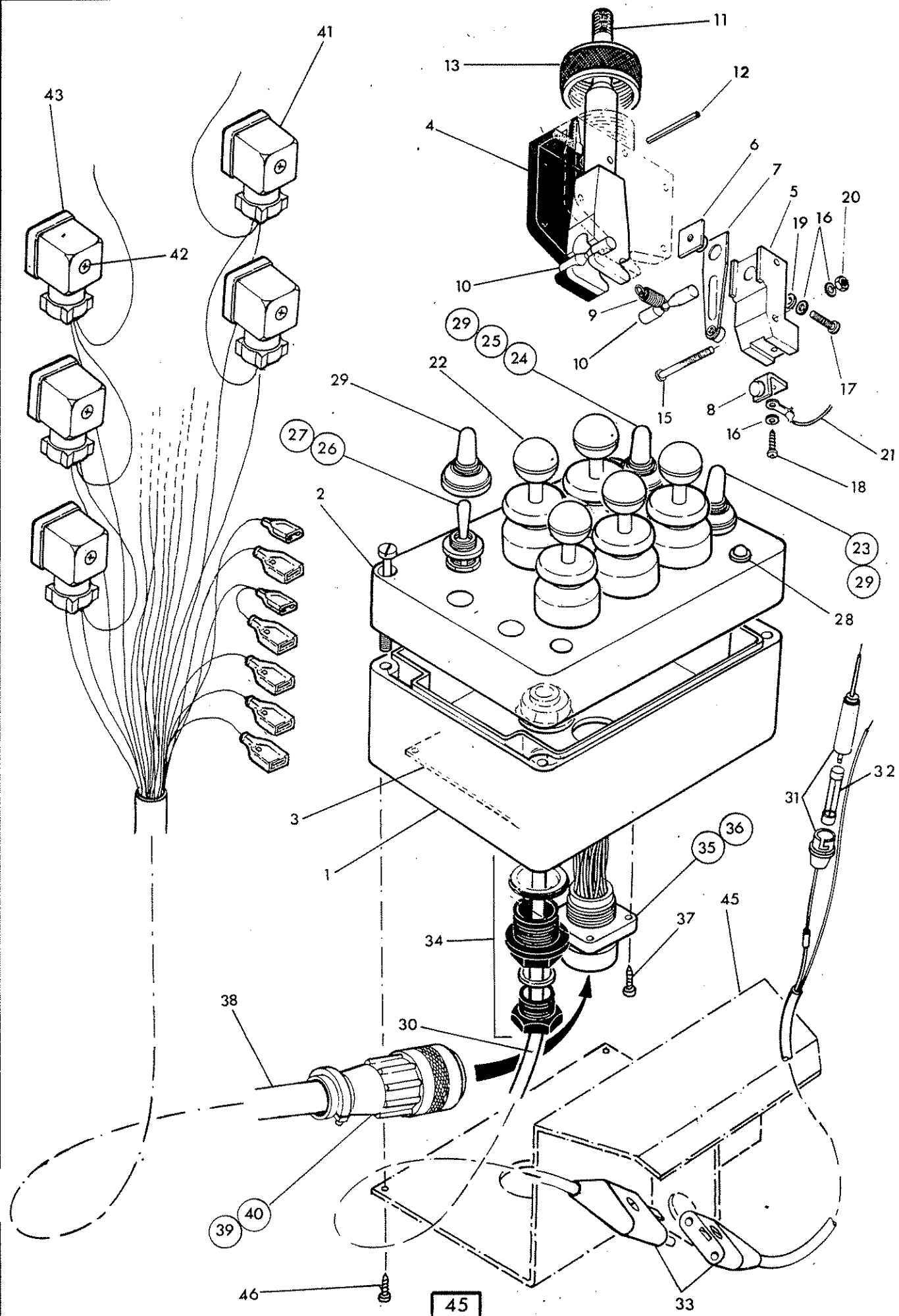


REF	PART NO.	QTY	DESCRIPTION
HEAD ANGLE FLOAT VALVE			
- for AHC models			
1	81 26 280	1	Bridging plate
2	87 00 511	4	'O' ring
3	92 43 102	4	Capscrew socket head
4	81 30 457	1	Single solenoid valve compr:-
5	81 30 175	1	Coil
6	81 30 176	1	Manual override kit
7	86 00 107	4	'O' ring
8	84 02 338	1	Wiring harness and plug
9	07.835.04	1	Plug incl. screw+gasket
10	07.835.03	1	Screw
11	07.835.02	1	Gasket
12	85 82 041	1	Plug
86 99 224		SOLENOID SEAL KIT	

SWITCHBOX & LOOM

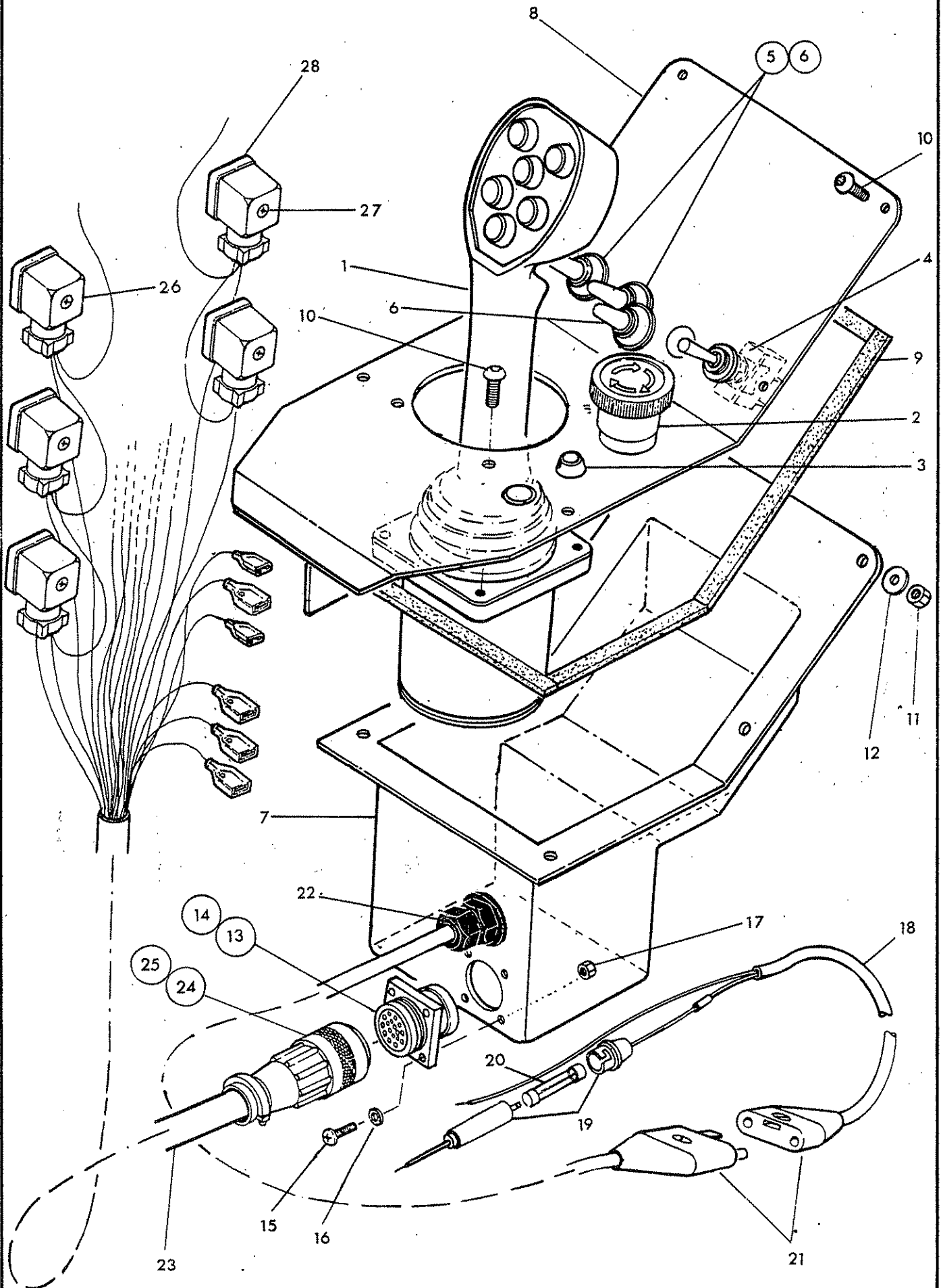


McCONEL



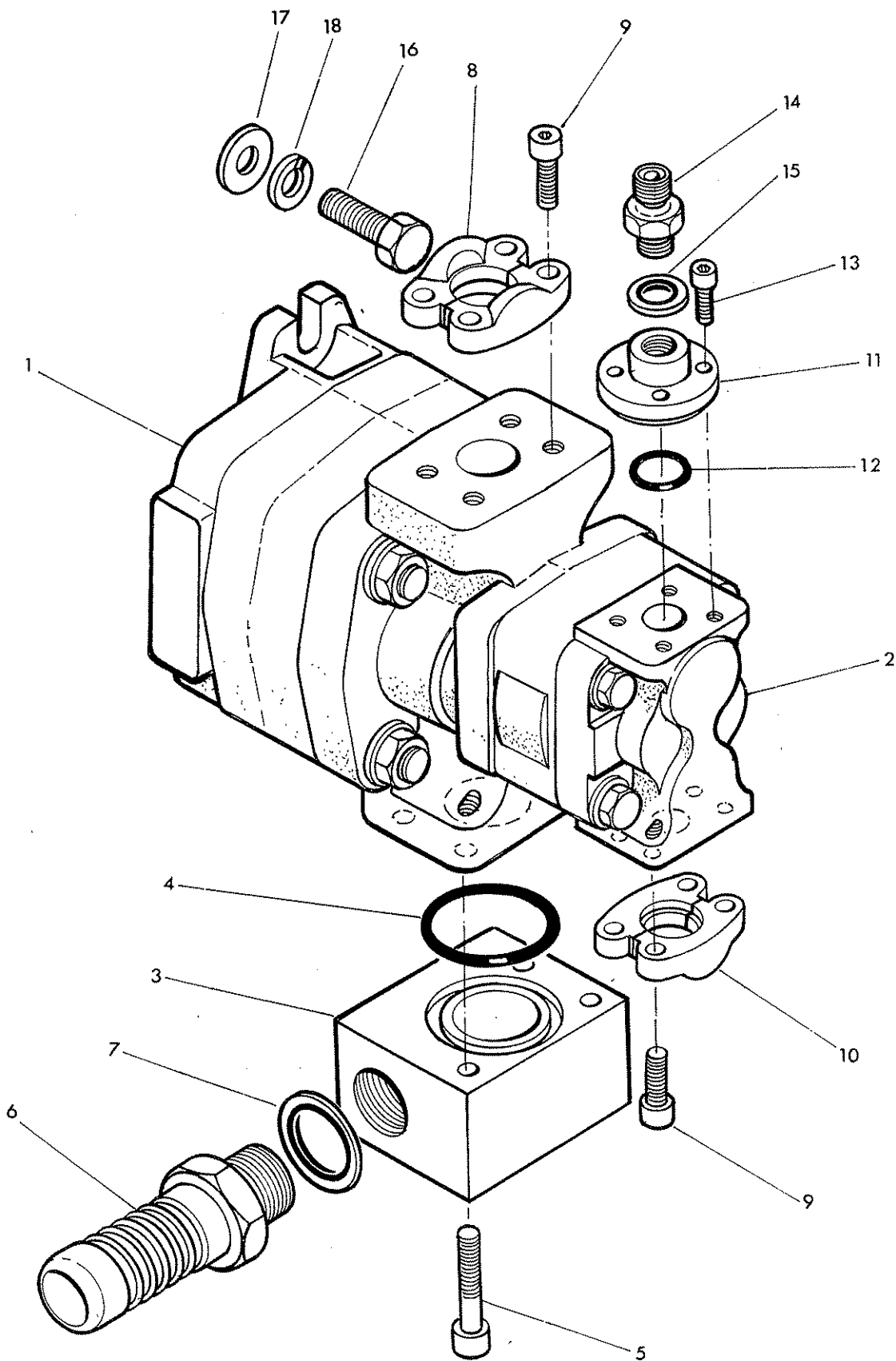


REF.	QTY.	PART NO.	DESCRIPTION
		41845.03	MULTI 5 LEVER SWITCHBOX - Cable Rotor Control
1	1	41845.32	BOX
2	1	41845.31	LID c/w SCREWS
3	1	41845.33	CIRCUIT BOARD
	5	8402122	LEVER SWITCH UNIT - <i>Comprising of:</i>
4	1	8402285	SWITCH BODY
5	2	8402106	CONTACT HOLDER
6	2	8402109	SPRING CONTACT RETAINER
7	2	8402113	SPRING CONTACT
8	2	8402108	FIXED CONTACT
9	1	8402101	SPRING
10	2	8402111	BAR
11	1	8402256	LEVER
12	1	0425320	SPRING DOWEL
13	1	8402051	BEZEL RING
14	1	8402022	LEVER GAITER
15	4	9200006	SCREW - POSIDRIVE PANHEAD
16	8	9100400	EXTERNAL SERRATED WASHER
17	2	9200005	SCREW - POSIDRIVE PANHEAD
18	2	8402119	SELFTAPPING SCREW
19	2	8402120	PLAIN WASHER
20	2	9113000	NUT - PLATED
21	5	41845.34	LOOM - LEVER SWITCH
22	5	8402056	KNOB - BLACK
23	1	8402023	SWITCH - POWER ON/OFF
24	1	8402182	SWITCH - SLEW/AUTO RESET
25	1	41845.35	LOOM - SLEW/AUTO RESET SWITCH
26	1	8402197	SWITCH - FLOAT
27	1	41845.37	LOOM - FLOAT SWITCH
28	1	41845.41	L.E.D. AND LOOM
29	3	8402024	WEATHER GAITER
30	1	8402232	POWER LOOM - <i>Including:</i>
31	1	43034.02	FUSE
32	2	8402230	CONTACTS HOUSING
33	4	8402229	CONTACTS
34	1	8402042	GLAND
35	1	8402189	SOCKET SHELL
36	17	8402192	PIN SOCKET
37	4	2800203	SCREW
38	1	41844.01	WIRING LOOM - <i>Including:</i>
39	1	8402188	SHELL
40	1	8402190	CABLE CLAMP
41	12	07.835.04	PLUG - <i>Including:</i>
42	1	07.835.03	SCREW
43	1	07.835.02	GASKET
44	1	8402193	SPECIAL TOOL
45	1	8402345	MOUNTING BRACKET
46	4	2800243	SELFTAPPING SCREW





Ref. Part No.	Qty.	Description
41590.03		MONOLEVER 6 BUTTON CONTROL ASSY FOR GEAR HYDRAULICS
1 41590.32	1	Joystick incl. circuit board
2 84 02 184	1	Power on/emergency stop
3 84 02 174	1	L.E.D. main power on
4 84 02 182	1	Switch - slew/auto reset
5 84 02 023	2	Switch Lift and angle float
6 84 02 024	3	Weather cover
7 75 50 300	1	Cover pod
8 75 50 339	1	Top plate
9 72 90 052	1	Sealing strip -cut to suit
10 93 00 125	10	Screw - button head
11 91 43 003	6	Self locking nut
12 91 00 103	6	Washer
13 84 02 189	1	Socket shell
14 84 02 192	14	Female socket pin
15 92 00 007	4	Screw posidrive panhead
16 91 00 400	4	External serrated washer
17 91 00 013	4	Nut - plated
18 84 02 340	1	Power supply harness incl.
19 84 02 114	1	Fuse holder
20	1	Fuse 20 amp
21 84 02 062	1	Plug/socket
22 84 02 042	1	Gland
23 41844.01	1	Wiring loom incl.
24 84 02 188	1	Shell
25 84 02 190	1	Cable clamp
26 07.835.04	12	Plug incl. screw + gasket
27 07.835.03	1	Screw
28 07.835.02	1	Gasket
29 84 02 193	1	Special tool





REF	PART NO.	QTY	DESCRIPTION
-----	----------	-----	-------------

PUMP ASSEMBLY

	82 01 703	1	Pump complete incl.
1	82 01 199	1	Pump section large
2	82 01 200		Pump section small
3	42142.01	1	Suction block
4	86 00 304	1	'O' ring
5	92 43 126	3	Capscrew
6	85 81 260	1	Adaptor
7	86 50 109	1	Bonded seal
8	01.697.03	1	Split flange - pressure connection
9	93 43 065	8	Capscrew
10	41.294.02	1	Split flange - suction connection
11	42.029.01	1	Pressure connection
12	86 00 405	1	'O' ring
13	93 00 147	4	Capscrew
14	85 81 110	1	Union
15	86 50 104	1	Bonded seal
16	05.839.01	2	Bolt
17	91.00.020	2	Plain washer
18	05.282.08	2	Spring washer

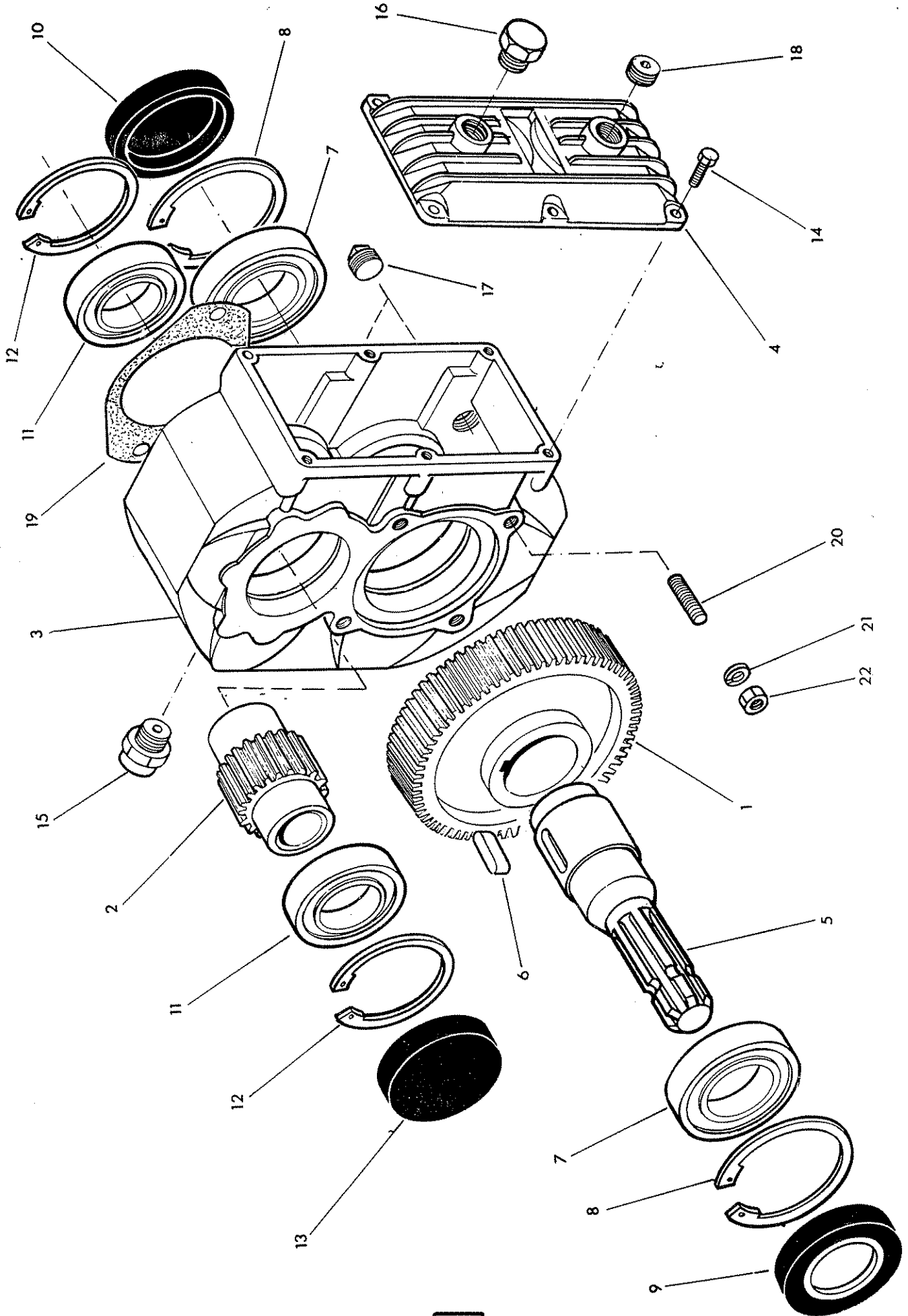
86 99 248

SEAL KIT

GEARBOX



McCONNELL



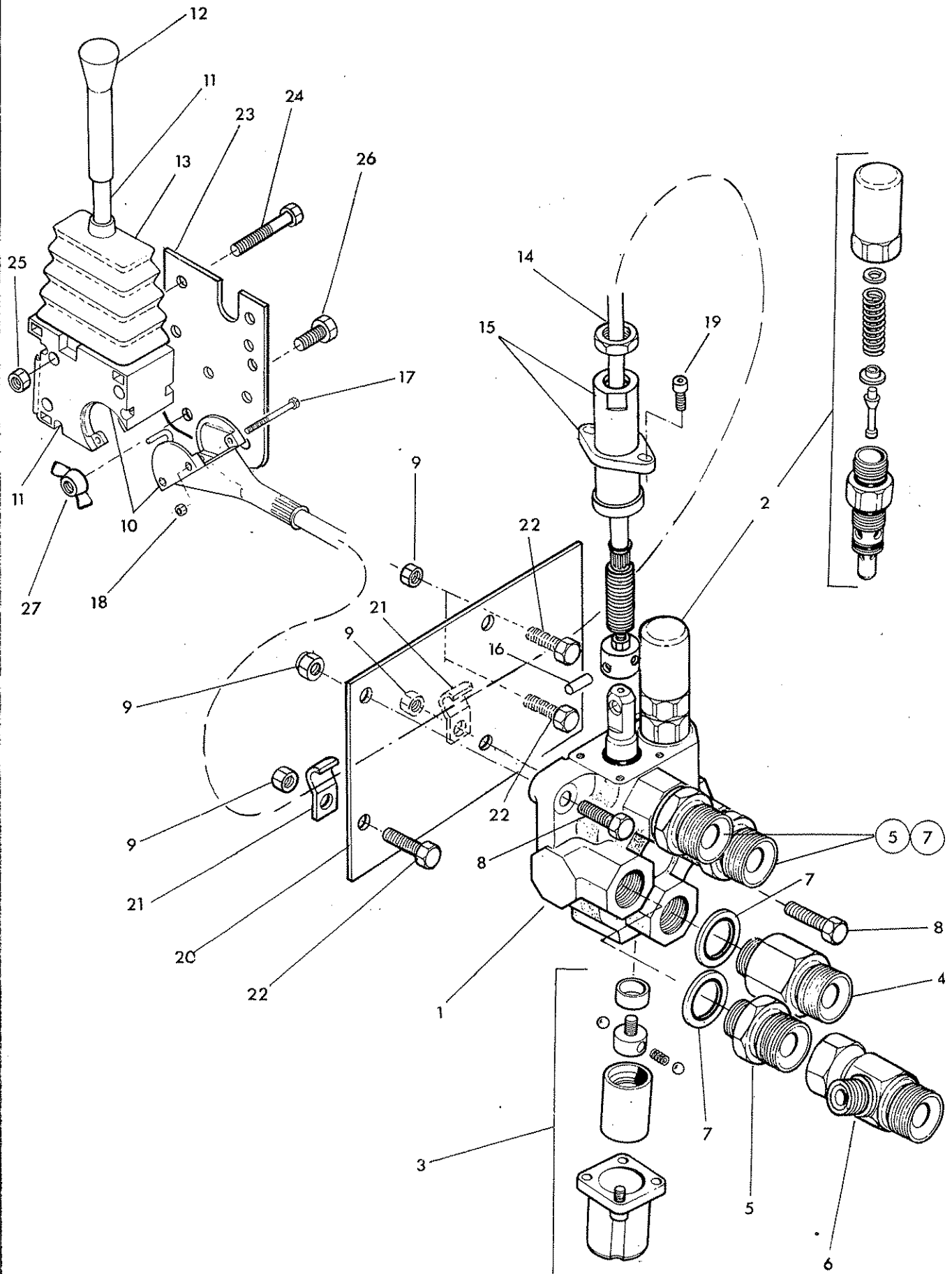


REF	PART NO.	QTY	DESCRIPTION
	80 13 512		GEARBOX ASSY 3 : 1 540RPM Gear hydraulic machines
	80 13 513		GEARBOX ASSY 3 : 1 1000RPM Piston hydraulic machines
	80 13 514		GEARBOX ASSY 3.57 : 1 800RPM Piston hydraulic machines
1	80 13 515	1	Primary gear 540 RPM & 1000 RPM
	80 13 516	1	Primary gear 800 RPM
2	80 13 517	1	Driven gear 540 RPM
	80 13 518	1	Driven gear 800 RPM
	80 13 519	1	Driven gear 1000 RPM
3	80 13 520	1	Case
4	80 13 521	1	Cover
5	80 13 522	1	Input shaft
6	80 13 523	1	Key
7	80 13 524	2	Bearing
8	80 13 525	2	Internal circlip
9	80 13 526	1	Shaft seal
10	80 13 527	1	Cap
11	80 13 528	2	Bearing
12	80 13 529	2	Internal circlip
13	80 13 530	1	Cap
14	80 13 531	6	Setscrew
15	80 13 532	1	Breather
16	80 13 533	1	Drain plug
17	80 13 534	2	Level plug
18	80 13 535	1	Cover plug
19	75 50 048	1	Pump face gasket
20	04.282.17	4	Stud
21	91 00 206	4	Spring washer
22	91 13 006	4	Plain nut

ROTOR CONTROL VALVE



McCormel





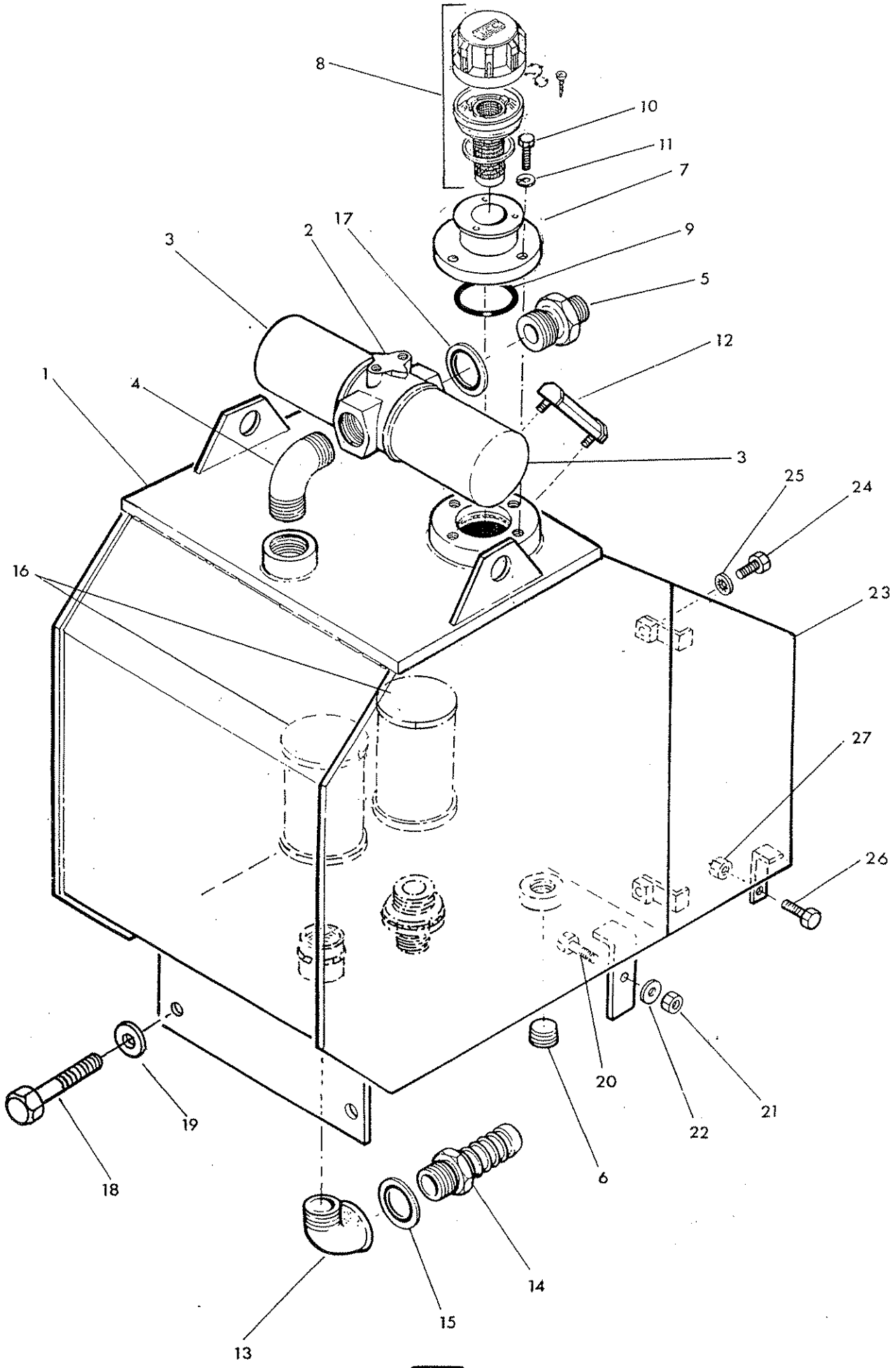
REF	PART NO.	QTY	DESCRIPTION
ROTOR CONTROL VALVE ASSEMBLY			
1	81 25 356	1	Rotor control valve
2	81 25 108	1	Relief valve 2750 PSI (190 Bar)
3	81 25 109	1	Detent assembly
4	85 81 295	1	Extended adaptor
5	80 02 086	3	Adaptor
6	04.056.34	1	Tee
7	86 50 106	4	Bonded seal
8	92 13 095	2	Bolt
9	91 43 005	5	Self locking nut
10	80 17 052	1	Lever and cable assembly - Rotor control compr:-
11	80 17 025	1	Lever pivot box
12	09.968.99	1	Knob
13	80 17 026	1	Weather gaiter
14	80 17 014	1	Locknut
15	80 17 018	1	Flange and sleeve
16	80 17 021	1	Pin
17	93 73 081	2	Screw
18	91 13 001	2	Nut
19	93 43 023	2	Capscrew
20*	42210.01	1	Mounting plate
21	71 09 151	2	Cable clamp
22	92 13 065	3	Bolt
23	76 50 282	1	Lever mounting plate
24	92 13 113	3	Bolt
25	91 43 003	3	Self locking nut
26	93 13 034	2	Setscrew
27	91 93 004	2	Wingnut

86 99 218

SEAL KIT

*** Note**

R.Hand assembly shown. For L.Hand assembly item 21 is turned over lengthwise.





REF PART NO. QTY DESCRIPTION

OIL TANK AND FITTINGS

	76 50 553	1	Oil tank assembly compr:-
1	42234.01	1	Oil tank
2	84 01 060	1	Filter body
3	84 01 041	2	Filter element
4	85 81 292	1	Elbow
5	85 81 291	1	Adaptor
6	85 81 203	1	Drain plug
7	71 92 090	1	Access cover
8	84 01 074	1	Breather
9	86 50 151	1	'O' ring
10	93 13 054	4	Setscrew
11	91 00 204	4	Spring washer
12	84 01 048	1	Oil level gauge
13	85 81 261	1	90 degrees elbow
14	85 81 367	1	Suction connection low press.
15	86 50 109	1	Bonded seal
16	84 01 047	2	Strainer
17	86 50 224	1	Bonded seal
18	92 13 097	2	Bolt
19	91 00 207	2	Spring washer
20	92 13 136	1	Setscrew
21	91 43 006	1	Self locking nut
22	91 00 106	1	Plain washer
23	42236.02		Tank extension plate R.hand build
	42236.01		Tank extension plate L.hand build -not illus.
24	93 13 045	2	Setscrew
25	91 00 305	2	Internal serrated washer
26	92 13 135	1	Setscrew
27	91 43 005	1	Self locking nut

Assembly note

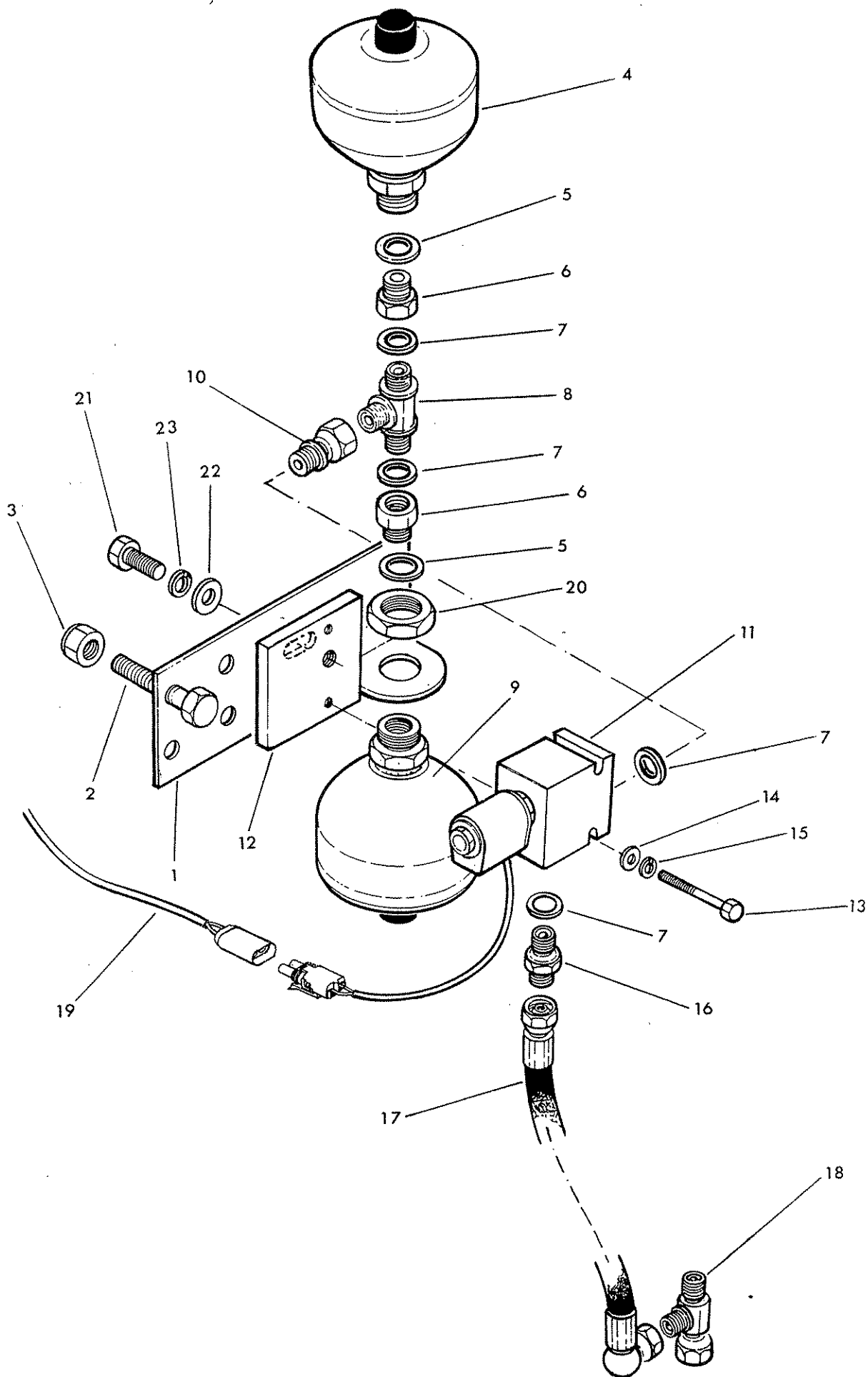
* To be fitted using PTFE tape, Permabond A121 or similar.




REF PART NO. QTY DESCRIPTION

LIFT FLOAT KIT-SINGLE ACCUMULATOR

1	42254.01	1	Mounting plate
2	92 13 127	2	Bolt
3	91 43 007	2	Self locking nut
4	81 26 034	1	Accumulator
5	86 50 322	1	Bonded seal
6	85 81 284	1	Adaptor
7	86 50 103	3	Bonded seal
8	85 81 267	1	Tee
9	52091	1	Cap
10	85 81 178	1	Straight swivel adaptor
11	08.619.09	1	Solenoid valve
12	42254.02	1	Spacer plate
13	92 13 133	2	Bolt
14	91 00 103	2	Plain washer
15	91 00 203	2	Spring washer
16	60 00 113	1	Union
17	10.004.15	1	Hose 3/8 BSP x 750 long
18	11.008.69	1	Tee
19	84 02 207	1	Loom
20	81 26 035	1	Thin bulkhead nut
21	93 13 055	1	Setscrew
22	91 00 105	1	Plain washer
23	91 00 205	1	Spring washer



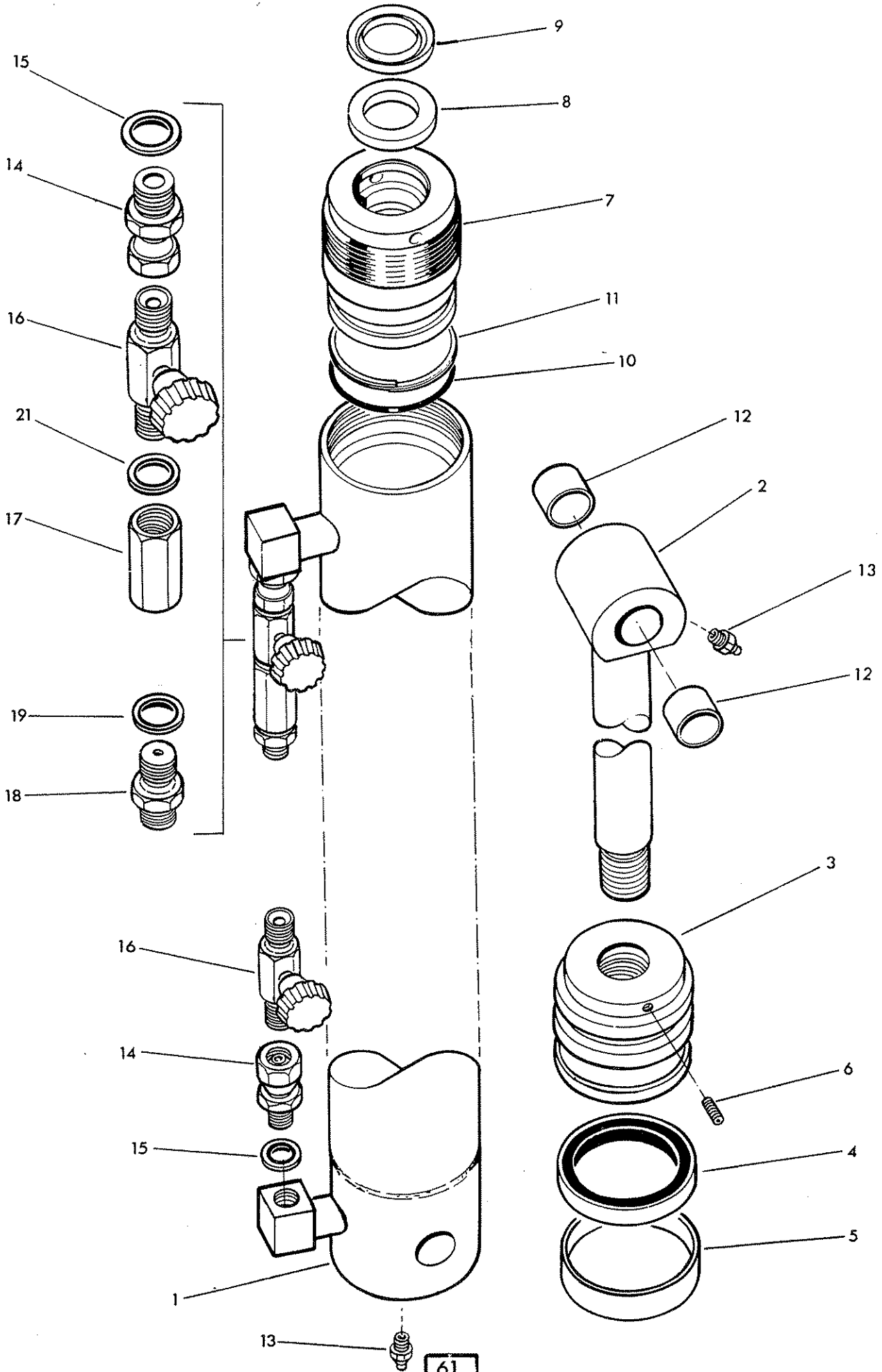


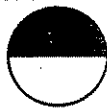
REF	PART NO.	QTY	DESCRIPTION
LIFT FLOAT KIT -TWIN ACCUMULATOR			
1	42254.01	1	Mounting plate
2	92 13 127	2	Bolt
3	91 43 007	2	Self locking nut
4	81 26 044	1	Accumulator
5	86 50 322	2	Bonded seal
6	85 81 284	2	Adaptor
7	86 50 103	4	Bonded seal
8	85 81 267	1	Tee
9	81 26 045	1	Accumulator
10	85 81 178	1	Straight swivel adaptor
11	08.619.09	1	Solenoid valve
12	42254.02	1	Spacer plate
13	92 13 133	2	Bolt
14	91 00 103	2	Plain washer
15	91 00 203	2	Spring washer
16	60 00 113	1	Union
17	10.004.15	1	Hose 3/8 BSP x 750 long
18	11.008.69	1	Tee
19	84 02 207	1	Loom
20	81 26 035	1	Thin bulkhead nut
21	93 13 055	1	Setscrew
22	91 00 105	1	Plain washer
23	91 00 205	1	Spring washer

LIFT RAM



McCormel





REF	PART NO.	QTY	DESCRIPTION
	76 60 260		LIFT RAM ASSEMBLY
1	75 60 301	1	Cylinder
2	75 60 001	1	Rod
3	75 60 302	1	Piston
4	86 29 182	1	Piston seal
5	86 29 183	1	Bearing ring
6*	93 63 033	1	Grubscrew socket head
7	75 60 303	1	Gland housing
8	86 29 184	1	Rod seal
9	86 29 185	1	Wiper seal
10	86 00 317	1	'O' ring
11	86 09 317	1	Anti extrusion ring
12	71 15 208	2	Bush
13	09 01 121	2	Greaser
14	85 81 285	2	Straight swivel adaptor
15	86 50 104	2	Bonded seal
16	81 30 109	2	Tap
17	85 81 225	1	Restrictor housing
18	60 01 229	1	Restrictor union - 44
19	86 50 103	2	Bonded seal

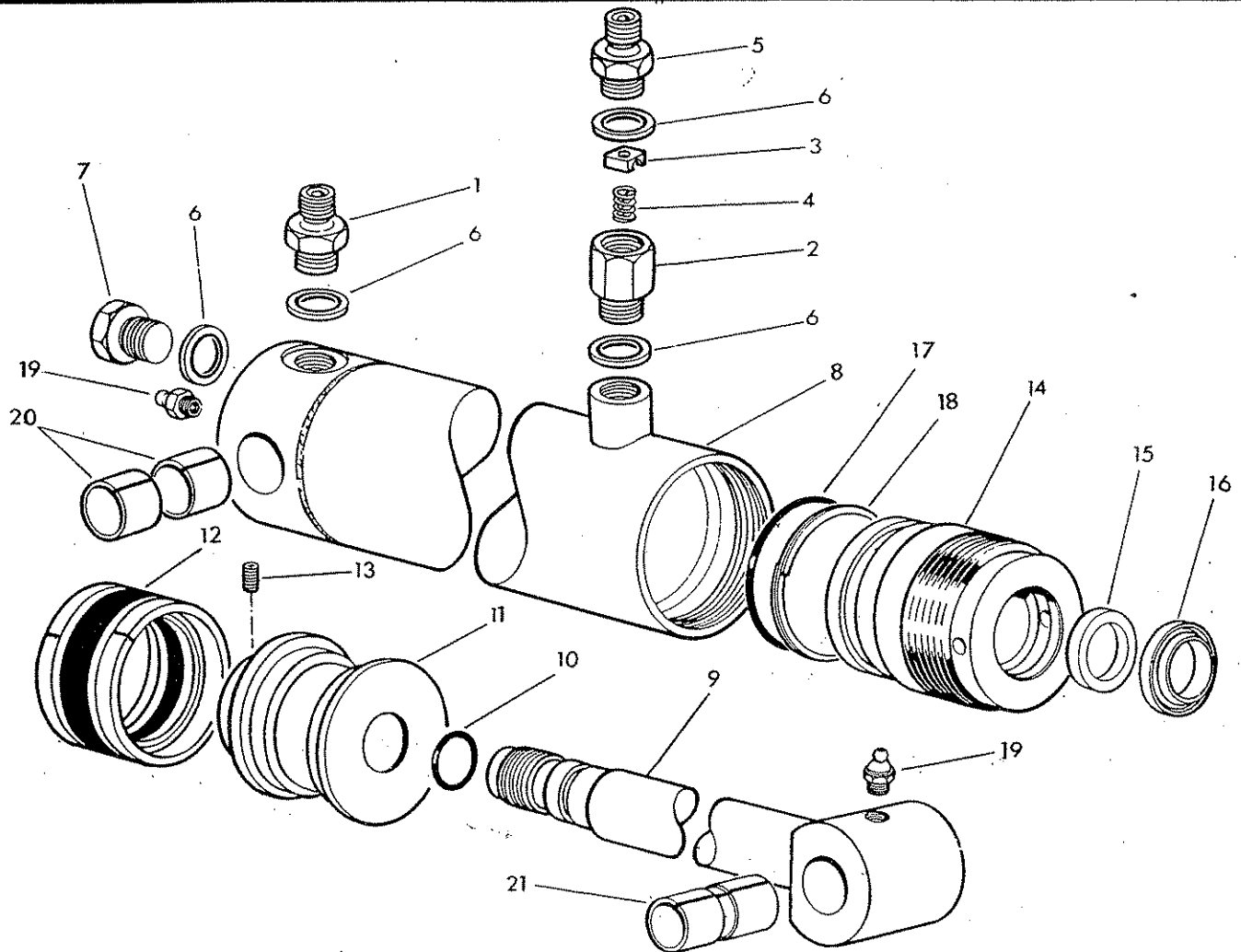
86 99 223**SEAL KIT**

* Assembly note :- Screw item 6 firmly home and centre punch edge of hole to retain.

SLEW RAM ASSEMBLY

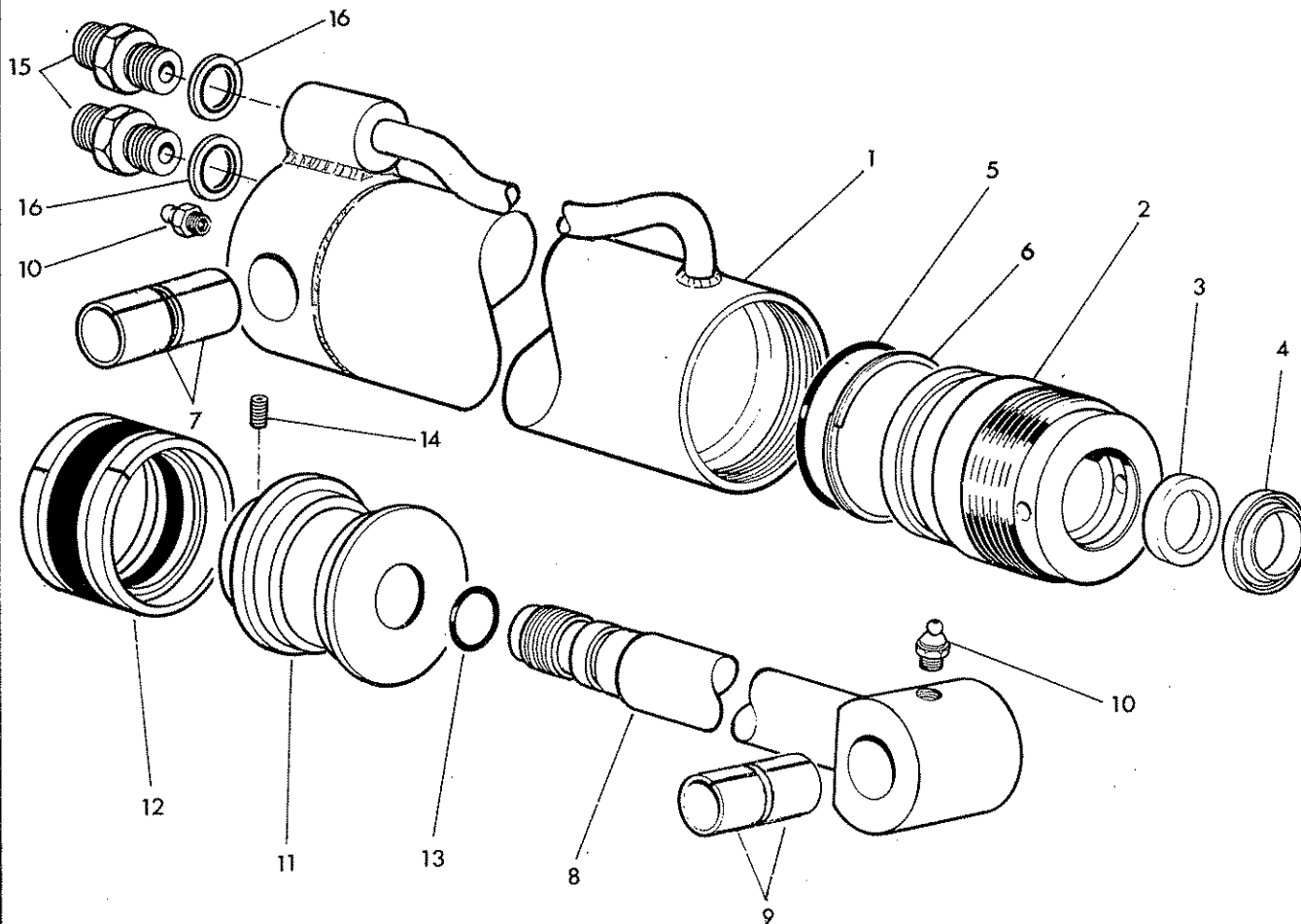


McCOMBELL



Ref.	Part No.	Qty.	Description
	75-60-346		SLEW RAM ASSEMBLY
1	85-81-115	1	Adaptor
2	85-81-208	1	Restrictor body
3	81-23-041	1	Restrictor disc - Red
4	81-16-011	1	Spring
5	85-81-145	1	Adaptor
6	86-50-103	4	Bonded seal
7	80-03-001	1	Plug
8	71-35-283	1	Cylinder
9	71-93-029	1	Rod
10	86-00-119	1	'O' ring
11	71-35-004	1	Piston
12	86-38-740	1	Piston seal
13	93-63-023	1	Grubscrew socket head
14	71-35-282	1	Gland housing
15	86-29-164	1	Gland seal
16	86-29-147	1	Wiper seal
17	87-00-740	1	'O' ring
18	87-09-740	1	Anti extrusion ring
19	09-01-121	2	Greaser
20	71-01-134	2	Bush - cylinder
21	60-12-032	2	Bush - rod
	86-99-187		SEAL KIT

*** Assembly note**
 Assemble piston onto rod using 'Permabond A113' or similar medium strength thread locking compound. Tighten grubscrew firmly and centre punch

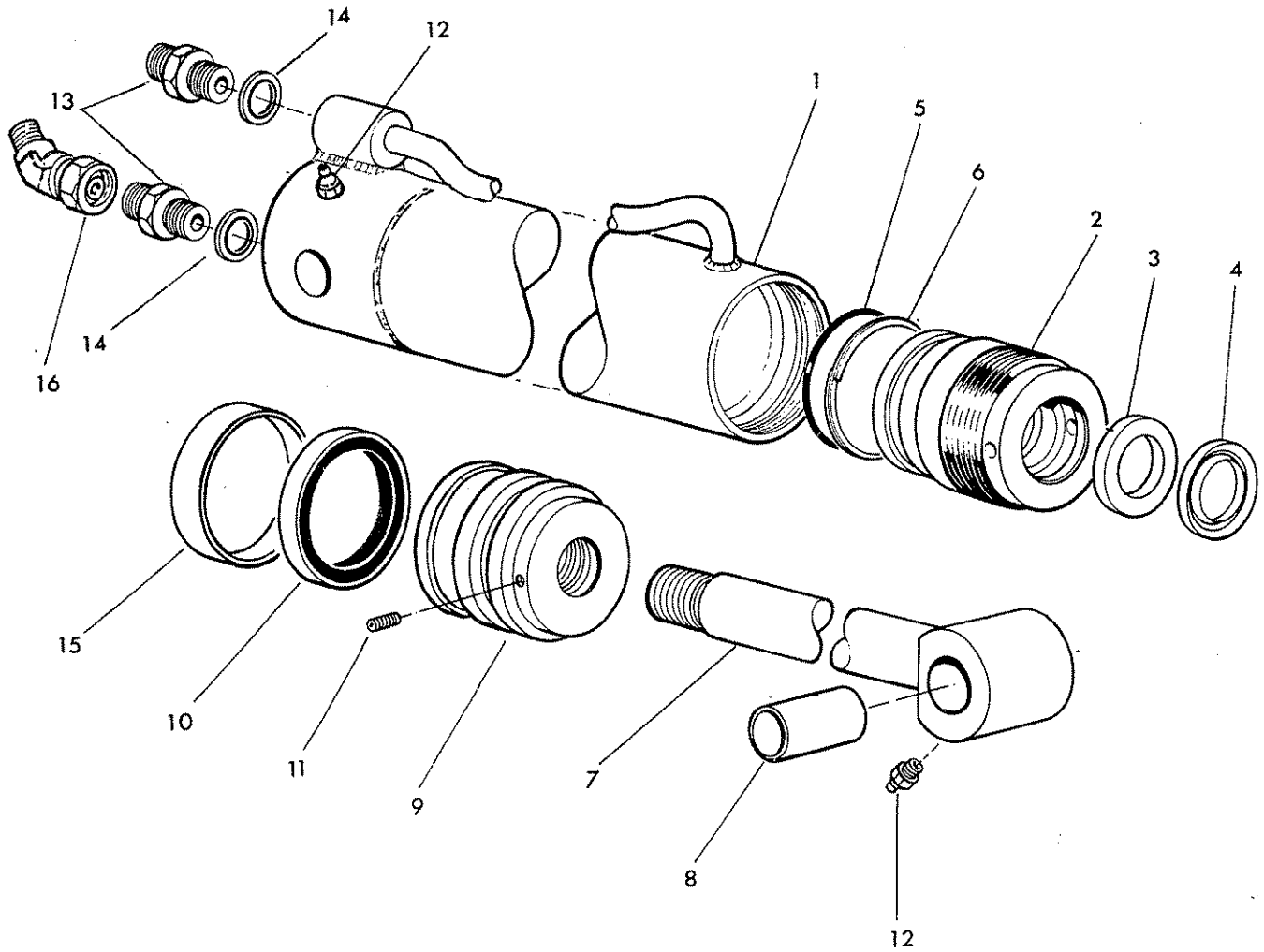


REF	PART NO.	QTY	DESCRIPTION
	42095.04		REACH RAM ASSEMBLY
	42095.03	1	Reach ram compr:-
1	42095.36	1	Barrel
2	42095.35	1	Gland housing
3	86 29 164	1	Gland seal
4	86 29 147	1	Rod wiper
5	86 00 742	1	'O' ring
6	86 09 742	1	Anti extrusion ring
7	71 01 134	2	Bush
8	71 36 333	1	Rod
9	60 12 032	2	Bush
10	09 01 121	2	Greaser
11	42095.34	1	Piston
12	86 38 742	1	Piston seal
13	86 00 119	1	'O' ring
14	93 63 023	1	Grubscrew
15	60 00 113	2	Union
16	86 50 103	2	Bonded seal
	86 99 249		SEAL KIT

ANGLE RAM



McCOMEL

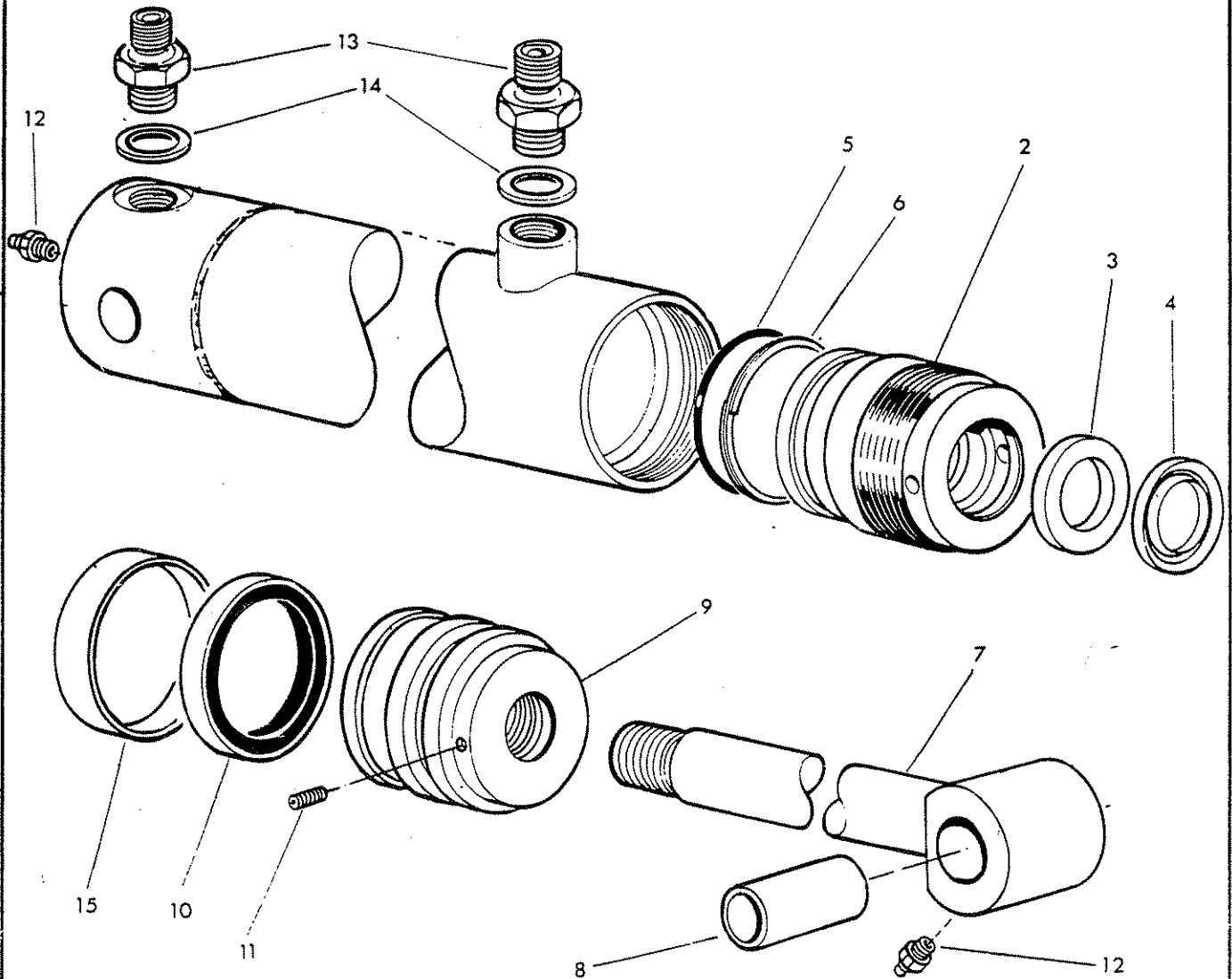


REF	PART NO.	QTY	DESCRIPTION
	76 50 255		ANGLE RAM ASSEMBLY
1	76 50 298	1	Ram barrel
2	11 86 512	1	Gland housing
3	86 29 164	1	Gland seal
4	86 29 147	1	Piston rod wiper seal
5	86 00 306	1	'O' ring
6	86 09 306	1	Anti extrusion ring
7	71 91 307	1	Piston rod
8	71 05 050	1	Bush
9	71 20 368	1	Piston
10	86 29 156	1	Piston seal
11	93 63 023	1	Grub screw
12	09 01 121	2	Greaser
13	85 81 115	2	Adaptor
14	86 50 103	2	Bonded seal
15	86 29 157	1	Guide ring
16	85 81 347	1	Compact elbow - midcut only
	86 99 217		SEAL KIT

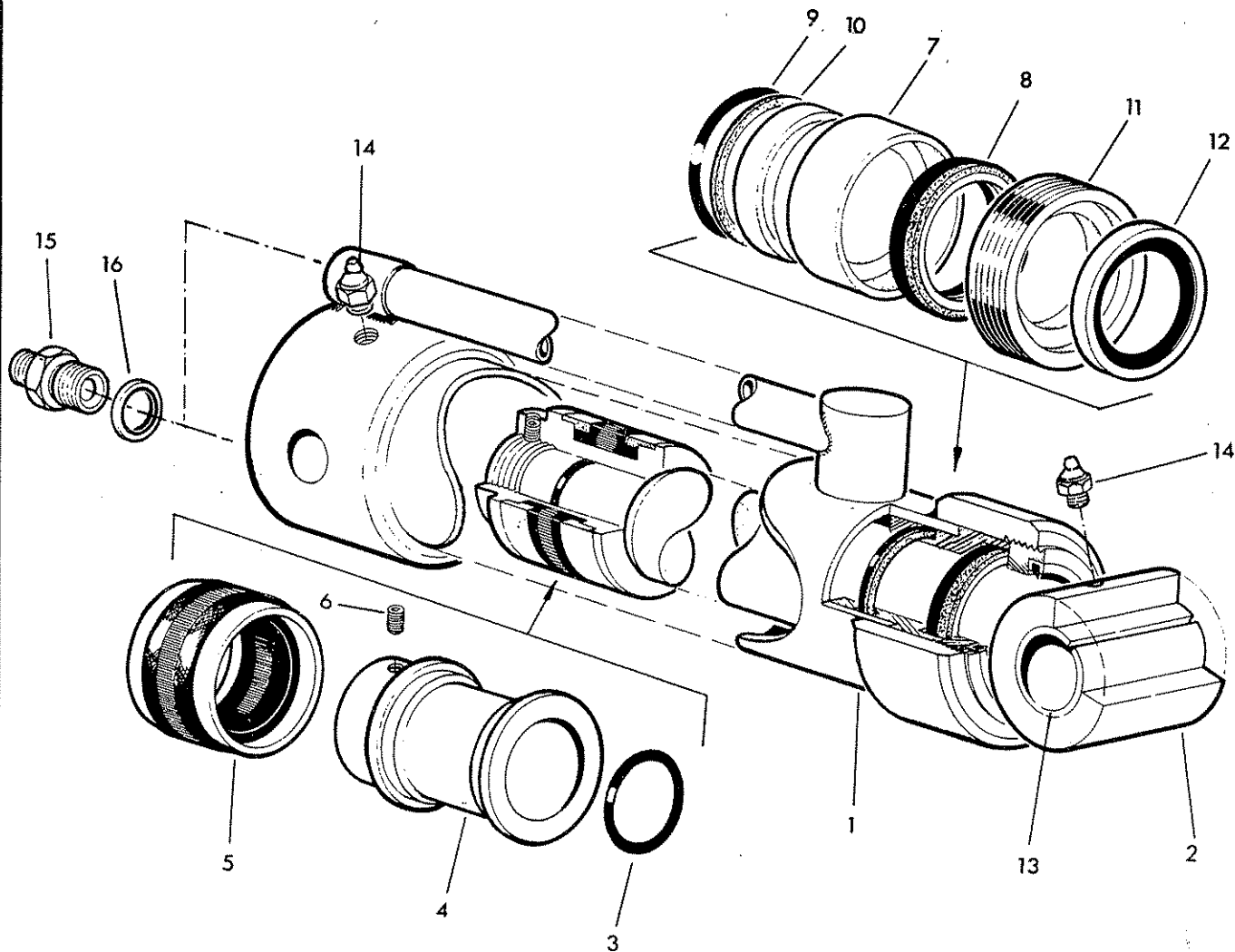
COMPENSATOR RAM



McCONEL




REF	PART NO.	QTY	DESCRIPTION
	76 50 260		COMPENSATOR RAM
1	76 50 002	1	Ram barrel
2	11 86 512	1	Gland housing
3	86 29 164	1	Gland seal
4	86 29 147	1	Piston rod wiper seal
5	86 00 306	1	'O' ring
6	86 09 306	1	Anti extrusion ring
7	76 50 003	1	Piston rod
8	71 05 050	1	Bush
9	71 20 368	1	Piston
10	86 29 156	1	Piston seal
11	93 63 023	1	Grub screw
12	09 01 121	2	Greaser
13	85 81 115	2	Adaptor
14	86 50 103	2	Bonded seal
15	86 29 157	1	Guide ring
	86 99 217		SEAL KIT

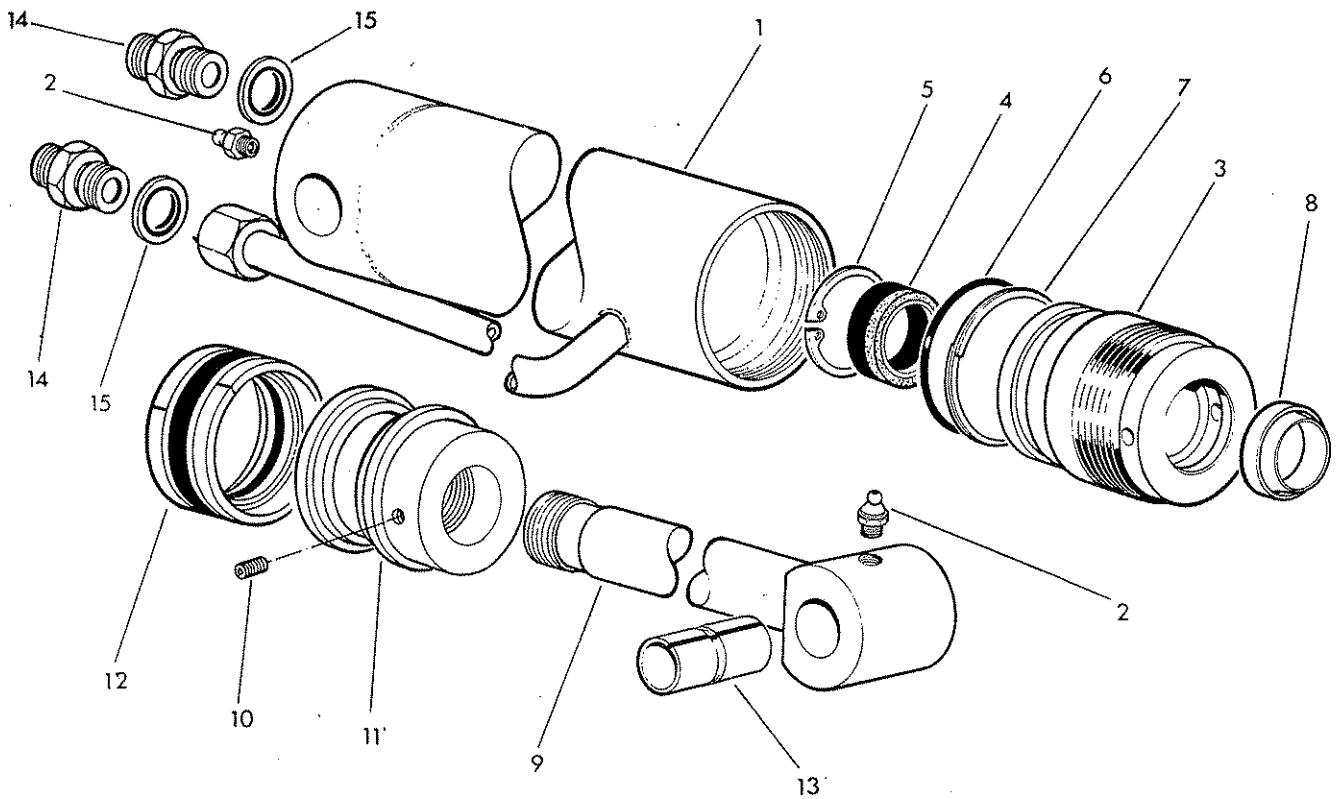


REF	PART NO.	QTY	DESCRIPTION
	75 50 288		BREAKAWAY RAM (M only)
1	72 12 272	1	Ram cylinder
2	72 14 004	1	Piston rod
3	86 00 119	1	O ring
4	71 01 165	1	Piston
5	86 36 131	1	Piston seal
6	93 00 110	1	Grub screw
7	71 01 099	1	Gland seal housing
8	86 22 127	1	Gland seal
9	86 00 304	1	O ring
10	86 09 304	1	Anti extrusion ring
11	71 01 100	1	Gland nut
12	86 40 328	1	Piston rod wiper
13	71 05 050	1	Bush
14	09 01 121	2	Greaser
15	85 81 115	2	Union
16	86 50 103	2	Bonded seal
	86 99 102		RAM SEAL KIT

TELE RAM



MCCORMEL




REF	PART NO.	QTY	DESCRIPTION
	71 36 275		TELE RAM ASSEMBLY
1	71 36 276	1	Ram cylinder
2	09 01 121	2	Greaser - straight
3	71 35 291	1	Gland housing
4	86 29 148	1	Gland seal
5	04 16 240	1	Internal circlip
6	86 00 302	1	'O' ring
7	86 09 302	1	Anti extrusion ring
8	86 29 149	1	Piston rod wiper seal
9	71 36 104	1	Piston rod
10	93 63 023	1	Grubscrew - socket headed
11	71 35 008	1	Piston
12	86 38 788	1	Piston seal
13	71 05 050	1	Bush
14	85 81 169	2	Union
15	86 50 102	2	Bonded seal

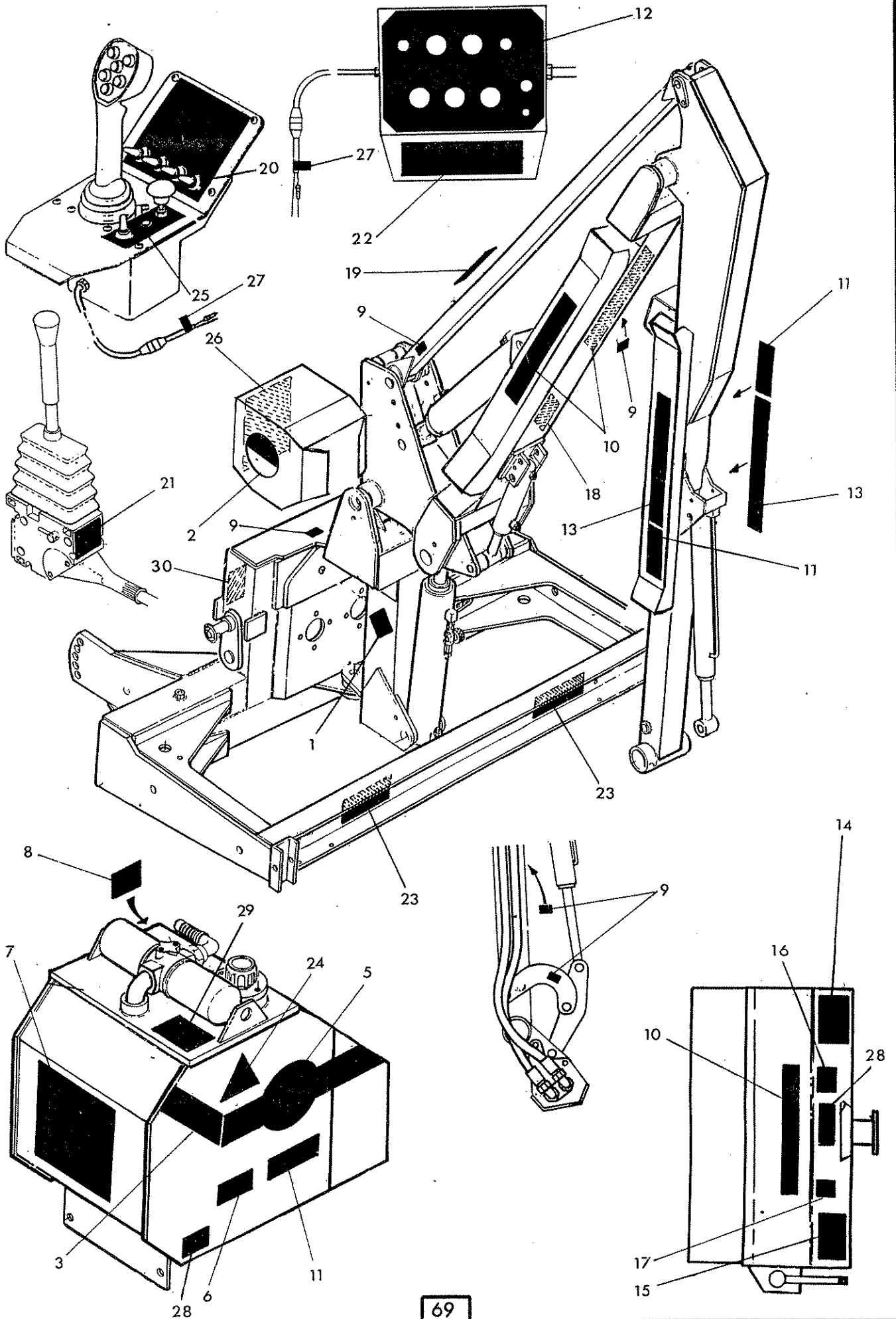
86 99 188


SEAL KIT

STICKERS



McCOMEL



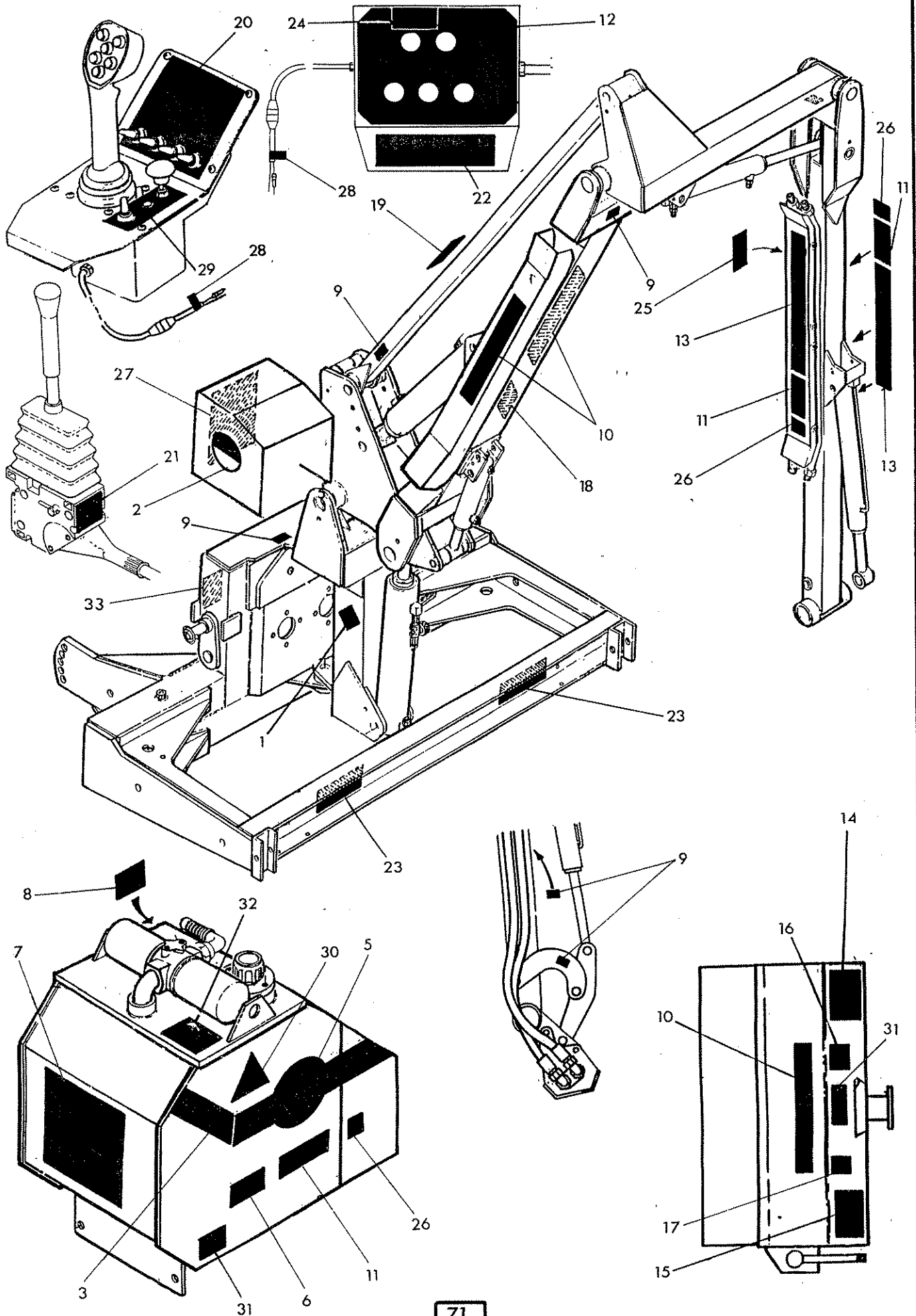



REF	PART NO.	QTY	DESCRIPTION
STICKERS PA5000			
1	71 05 130	1	Read book first
2	12 90 296	1	Logo roundel
3	12 90 454	1	Tank stripe
4	12 90 352	1	Gen. warning - despatched loose
5	12 90 455	1	Fairing stripe/roundel
6	12 90 453	1	PA
7	12 90 391	1	General warning
8	00756494	1	Fitting P.T.O. shaft
9	00962764	5	Pinch point
10	12 90 255	3	McConnel
11	12 90 479	3	5000
12	12 90 458	1	Switch box controls
13	12 90 295	2	Power Arm
14	12 90 377	1	Flail head instructions
15	12 90 341	1	Flail head guarding
16	00756485	1	Rotating blade warning
17	12 90 392	1	Use McConnel spares
18	12 90 403	1	Breakaway return warning
19	12 90 406	1	Transport
20	12 90 451	1	Monolever controls
21	12 90 338	1	R.C. valve controls
22	84 02 138	1	Slew warning
23	12 90 347	2	Chevrons
24	12 90 346	1	Warning triangle
25	12 90 080	1	Power
26	12 90 465	1	Wiring connections
27	12 90 038	1	Polarity label
28	12 90 491	2	65 hp
29	12 90 477	1	Greasing
30	09-811-03	1	500 rpm

STICKERS



McCONEL



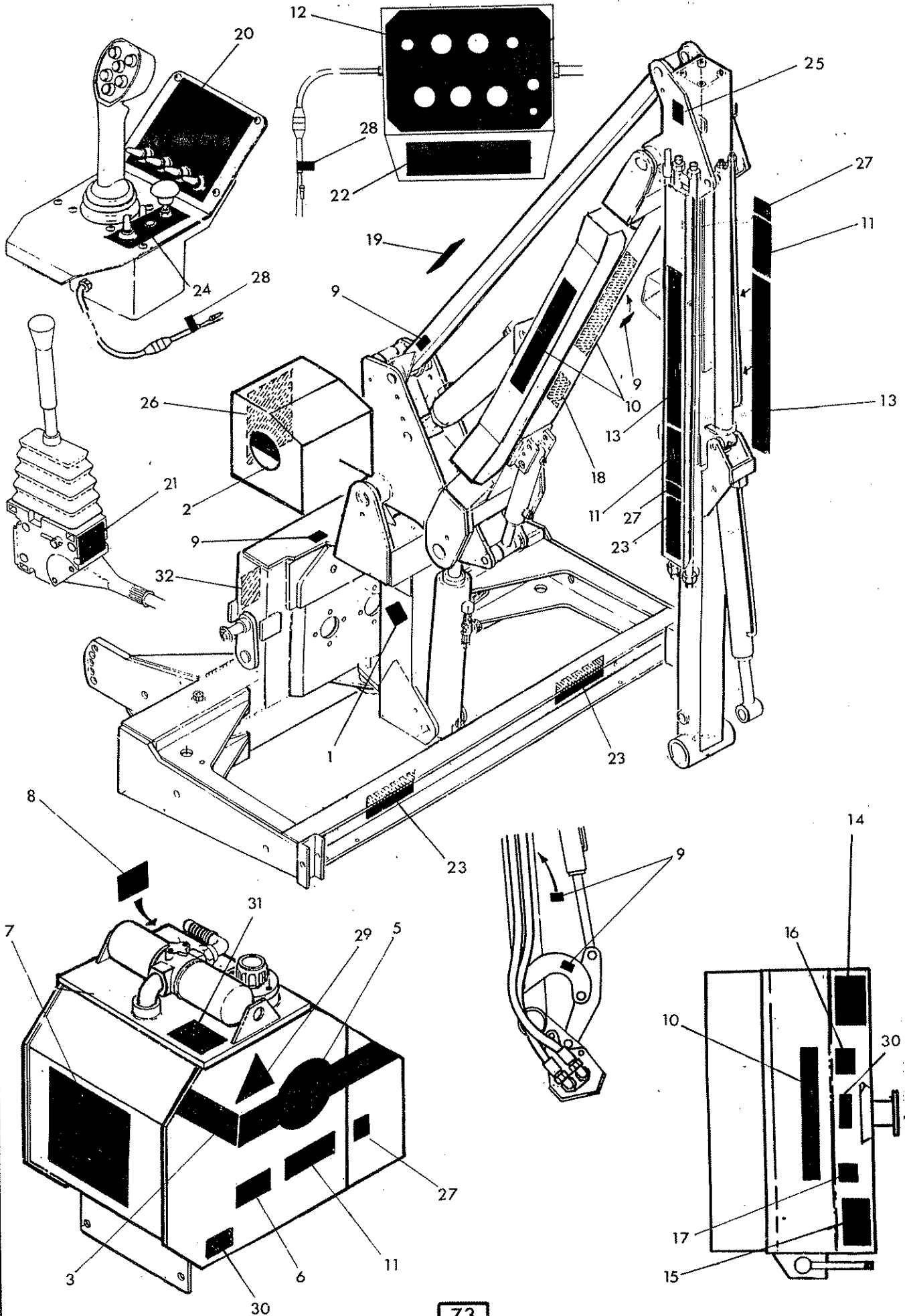


REF	PART NO.	QTY	DESCRIPTION
STICKERS PA5000M			
1	71 05 130	1	Read book first
2	12 90 296	1	Logo roundel
3	12 90 454	1	Tank stripe
4	12 90 352	1	Gen. warning - despatched loose
5	12 90 455	1	Fairing stripe/roundel
6	12 90 453	1	PA
7	12 90 391	1	General warning
8	00756494	1	Fitting P.T.O. shaft
9	00962764	6	Pinch point
10	12 90 255	3	McConnel
11	12 90 479	3	5000
12	12 90 458	1	Switch box controls
13	12 90 295	2	Power Arm
14	12 90 377	1	Flail head instructions
15	12 90 341	1	Flail head guarding
16	00756485	1	Rotating blade warning
17	12 90 392	1	Use McConnel spares
18	12 90 403	1	Breakaway return warning
19	12 90 406	1	Transport
20	12 90 451	1	Monolever controls
21	12 90 338	1	R.C. valve controls
22	84 02 138	1	Slew warning - loose - incab
23	12 90 347	2	Chevrons
24	12 90 081	1	Midcut control overlay sticker
25	09.821.11	1	Cab clearance
26	12 90 059	1	M
27	12 90 465	1	Wiring connections
28	12 90 038	1	Polarity label
29	12 90 080	1	Power
30	12 90 346	1	Warning triangle
31	12 90 491	2	65 hp
32	12 90 477	1	Greasing
33	09.811.03	1	500 rpm

STICKERS




McCONEL





McCONNEL

REF	PART NO.	QTY	DESCRIPTION
STICKERS PA5000T			
1	71 05 130	1	Read book first
2	12 90 296	1	Logo roundel
3	12 90 454	1	Tank stripe
4	12 90 352	1	Gen. warning - despatched loose
5	12 90 455	1	Fairing stripe/roundel
6	12 90 453	1	PA
7	12 90 391	1	General warning
8	00756494	1	Fitting P.T.O. shaft
9	00962764	5	Pinch point
10	12 90 255	3	McConnel
11	12 90 479	3	5000
12	12 90 458	1	Switch box controls
13	12 90 295	2	Power Arm
14	12 90 377	1	Flail head instructions
15	12 90 341	1	Flail head guarding
16	00756485	1	Rotating blade warning
17	12 90 392	1	Use McConnel spares
18	12 90 403	1	Breakaway return warning
19	12 90 406	1	Transport
20	12 90 451	1	Monolever controls
21	12 90 338	1	R.C. valve controls
22	84 02 138	1	Slew warning - loose - incab
23	12 90 347	3	Chevrons
24	12 90 080	1	Power
25	12 90 005	1	Grease socket
26	12 90 465	1	Wiring connections
27	12 90 057	3	T
28	12 90 038	1	Polarity label
29	12 90 346	1	Warning triangle
30	12 90 491	2	65 hp
31	12 90 477	1	Greasing
32	09-811-03	1	500 rpm



McConnel Limited, Temeside Works, Ludlow, Shropshire SY8 1JL. England.
Telephone: 01584 873131. Facsimile: 01584 876463. www.mcconnel.com